



WIPLINE FLOATS | MODIFICATIONS | AIRCRAFT SALES
AVIONICS | INTERIORS | MAINTENANCE | PAINT



**PARTS MANUAL
FOR
WIPLINE MODEL 13000 FLOATS
ON DEHAVILLAND DHC-6 TWIN OTTER**

Revision W

THIS PAGE INTENTIONALLY LEFT BLANK

LOG OF REVISIONS

Revision	Pages Affected	Description	Date
A-U	All	For previous revision changes, reference Parts Manual for 13000 Floats on DeHavilland DHC-6 Revision U part number 1001021.	1/31/2025
V	103, 120, 135-136, 138-139	Changed Bolt AN6-21A to MS21250-06026, added Washer MS20002C6 in Front Struts Installation section. Added Rubber Channel S2145-1 and Cement Adhesive 1300L to Installation Miscellaneous Fuselage Items section. Added Nose Gear Actuator Assembly, O-Ring 13A07000-009, changed Jamb Nut AN316C10R to AN316-10R, changed Oiler 1205J12 to 1231K2 in Nose Gear Retraction Assembly (O-Rings Installed). Changed Nose Gear Actuator Assembly for O-Ring 13A07000-009 to 1002234 for T-Seal, changed Jamb Nut AN316C10R to AN316-10R, added Washer NAS1149F0316P, changed Oiler 1205K12 to 1231K2, changed Bolt AN3-20A to AN3-21A in Nose Gear Retraction Assembly (T-Seals Installed).	8/11/2025
W	23, 51, 53, 55, 57, 59, 61, 63, 65, 67, 97-100, 103, 117-118, 136, 142, 146	Updated descriptions of 13A01150-012 and 13A01150-013 in Bulkhead 5 Assembly. Removed 1011004 Pumpout Cup referenced in Assembly 1011723 and added 8 X 3/4 Screws in Top Deck sections. Renamed Section 7. Updated image and parts list in Pumpout Cup and Tube section. Added Float Hand Pump section. Changed Eye Bolt AN43-5A to AN43B5A in Fuselage Steps Installation section. Added alternate Bolt MS21250-06025 to Front Struts Installation section. Changed O-Ring MS28775-316 to M83461/1-316. Changed O-Ring MS28775-314 to M83461/1-314. Updated image and parts list in Main Gear Assembly section.	4/10/2026

View most current version of parts manual at www.wipaire.com.

THIS PAGE INTENTIONALLY LEFT BLANK

TABLE OF CONTENTS

FLOAT PART SALES DEPARTMENT OPERATIONS	6
INTRODUCTION	7
SECTION 1 HULL BULKHEAD ASSEMBLIES.....	9
SECTION 2 TOP DECK ASSEMBLY.....	49
SECTION 3 WHEEL WELL AREA	71
SECTION 4 SIDE & BOTTOM SKINS.....	77
SECTION 5 EXTRUSIONS	87
SECTION 6 MISCELLANEOUS SEAPLANE ONLY ITEMS.....	93
SECTION 7 PUMPOUT CUP AND TUBE & FLOAT HAND PUMP	97
SECTION 8 STRUTS, SPREADER BARS, STEPS, FUSELAGE ITEMS & PYLONS	101
SECTION 9 LANDING GEAR.....	129
SECTION 10 HYDRAULIC SYSTEM	159
SECTION 11 ELECTRICAL.....	175

FLOAT PART SALES DEPARTMENT OPERATIONS

Parts Sales:

Wipaire, Inc.

1700 Henry Avenue – Fleming Field

South St. Paul, MN 55075

Telephone: (651) 306-0459

Fax: (651)-306-0666

Website: www.wipaire.com

Email: customerservice@wipaire.com

Note: Any information not found in this manual for strut package parts and other installation items refer to the installation drawing package provided with the STC at the time of float installation. Additional drawing copies are available for purchase through the Wipaire Customer Service Department.

Parts Ordering

Purchase orders should include:

1. Purchase order number
2. Name of person placing order
3. Invoicing information:
 - a. Customer name - company or individual
 - b. Address
 - c. Phone and fax number
4. Shipping information:
 - a. Address (if different from invoice address)
 - b. Method of shipment/preferred carrier
5. Aircraft model, float model, and serial numbers
6. Wipaire part number; name; type, e.g. left or right; quantity
7. Payment method: VISA, MasterCard, C.O.D. (Collect on Delivery) (U.S. customers only), pre-payment by check or wire transfer, open account (see Credit Policy)

INTRODUCTION

All references in this manual to LEFT and RIGHT are from the perspective of the pilot's seat with the floats fully installed and ready for floatplane operation.

The following is a list of abbreviations that may appear in the description nomenclature fields of this manual:

AB	Afterbody	Inbd.	Inboard
Amphib.	Amphibious	Lg.	Large
AR	As Required	Lt.	Left
Assy.	Assembly	Lwr.	Lower
Brkt.	Bracket	Opt.	Optional
Btm.	Bottom	Otbd.	Outboard
Bulk.	Bulkhead	Reinf.	Reinforcement
Ctr.	Center	Rr.	Rear
Cyl.	Cylinder	Rt.	Right
Ft.	Front	Sm.	Small
Ftg.	Fitting	SN	Serial Number
Fus.	Fuselage	Spr.	Spreader
Fwd	Forward	Upr.	Upper
Horiz.	Horizontal	Vert.	Vertical
Hyd.	Hydraulic	W.W.	Wheel Well

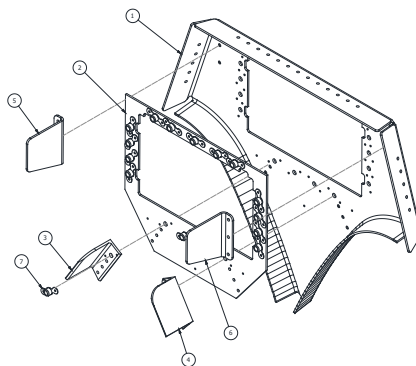
USING THIS PARTS MANUAL

COVERAGE

Parts information is provided in this manual for the hulls and all "deck down" parts. For information on strut package parts and other aircraft installation items, refer to the installation drawing package provided with the STC at the time of float installation. Additional drawing copies are available for purchase through Wipaire Customer Service Department.

Name of main part in the section. Example: This part is showing the components made up in Bulkhead #1.

BULKHEAD #1



Main part image. If the image has numbers associated with it, then those numbers are item numbers shown in the table below.

Items with a (-) instead of a number represent the main part as an assembly. Other parts represent the parts included in the assembly.

ITEM	QTY	PART NO.	PART DESCRIPTION
-	1	1008815	ASSEMBLY BULKHEAD #1, 10000
1	1	1008797	PANEL, BULKHEAD #1
2	1	13A01156-085	DOUBLER #1 BULKHEAD
3	1	13A01357-049	CLEAT, SISTER KEEL ATTACH #1 BULKHEAD
4	1	13A01357-050	CLEAT, SISTER KEEL ATTACH #1 BULKHEAD
5	1	6A01156-054	ANGLE – TOP RAIL
6	1	6A01156-055	ANGLE – TOP RAIL
7	17	MS21047L4	NUT PLATE, SELF LOCKING

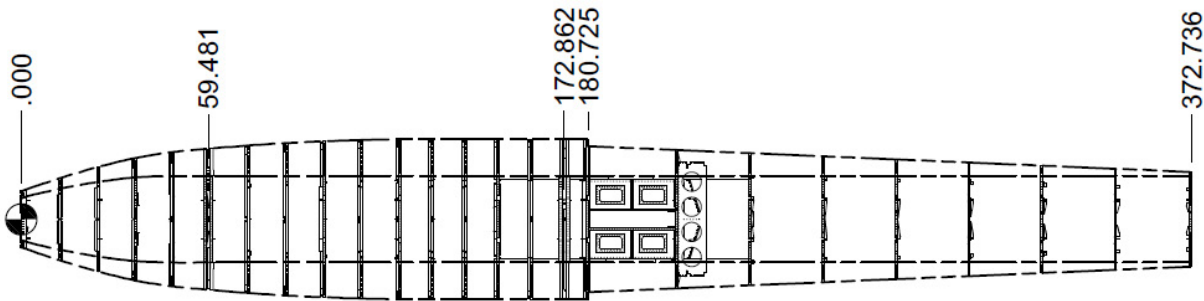
To order an individual part, order the part number associated with item number.

SECTION 1 HULL BULKHEAD ASSEMBLIES

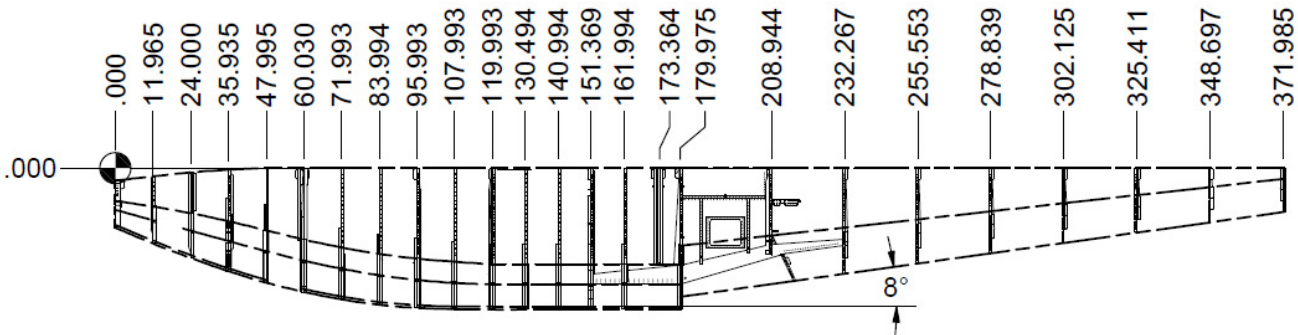
CONTENTS

13000 FLOAT BULKHEAD STATIONS FLOAT SERIAL NUMBER 13301 AND LATER	10
13000 AMPHIBIAN FAST BUILD BULKHEAD PART CONVERSIONS FLOAT SERIAL NUMBERS	11
13000 SEAPLANE FAST BUILD BULKHEAD PART CONVERSIONS FLOAT SERIAL NUMBERS	12
HULL BULKHEAD ASSEMBLIES - AMPHIBIAN	13
HULL BULKHEAD ASSEMBLIES - SEAPLANE	15
NOSE BUMPER - AMPHIBIAN ONLY	17
NOSE BUMPER - SEAPLANE ONLY	18
BULKHEAD #1	19
BULKHEAD #2	20
BULKHEAD #3	21
BULKHEAD #4	22
BULKHEAD #5	23
BULKHEAD #6 LEFT FLOAT	24
BULKHEAD #6 RIGHT FLOAT	25
BULKHEAD #7	26
BULKHEAD #8	27
BULKHEAD #9	28
BULKHEAD #10	29
BULKHEAD #11	30
BULKHEAD #12 & #13	31
BULKHEAD #14	32
BULKHEAD #15 - AMPHIBIAN ONLY	33
BULKHEAD #15 - SEAPLANE ONLY	34
BULKHEAD #16 - SEAPLANE ONLY	35
BULKHEAD #16 - AMPHIBIAN ONLY FOR WHEEL WELL	36
BULKHEAD #17 - SEAPLANE ONLY	37
BULKHEAD #17 - AMPHIBIAN ONLY FOR WHEEL WELL	38
BULKHEAD #18 - AMPHIBIAN ONLY	39
BULKHEAD #18 - SEAPLANE ONLY	40
BULKHEAD #19	41
BULKHEAD #20	42
BULKHEAD #21	43
BULKHEAD #22	44
BULKHEAD #23	45
BULKHEAD #24	46
BULKHEAD TAIL BUMPER	47
MAIN STRUT PANEL ASSEMBLY	48

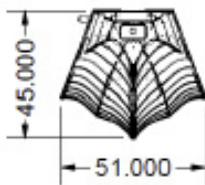
13000 FLOAT BULKHEAD STATIONS FLOAT SERIAL NUMBER 13301 AND LATER



DIMENSIONS TO THE EXTENTS OF THE FLOAT



DIMENSIONS TO THE FWD FACE OF THE BULKHEAD.



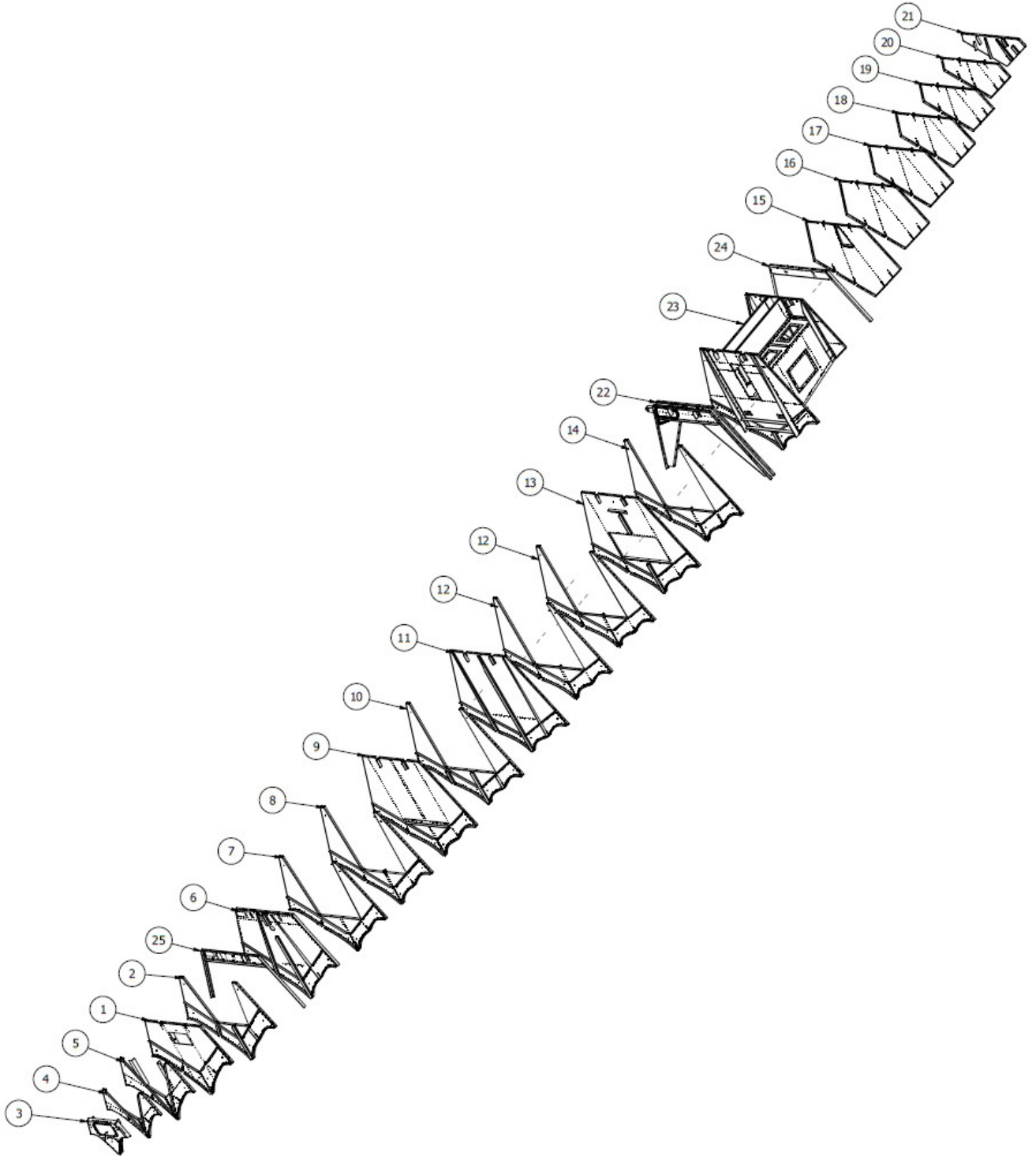
13000 AMPHIBIAN FAST BUILD BULKHEAD PART CONVERSIONS FLOAT SERIAL NUMBERS

DESCRIPTION	CURRENT P/N - FLOAT S/N 13301 AND LATER	OLD P/N - FLOAT S/N 13300 AND PRIOR
ASSEMBLY BULKHEAD #1	1008815	13A01000-185
ASSEMBLY BULKHEAD #2	1008816	13A01000-186
ASSEMBLY BULKHEAD #3	1008819	13A01000-187
ASSEMBLY BULKHEAD #4	1007902	13A01000-188
ASSEMBLY BULKHEAD #5	1007920	13A01000-189
ASSEMBLY BULKHEAD #6	1011209 1011210	13A01000-190 13A01000-243
ASSEMBLY BULKHEAD #7	1011211	13A01000-191
ASSEMBLY BULKHEAD #8	1011212	13A01000-192
ASSEMBLY BULKHEAD #9	1011213	13A01000-193
ASSEMBLY BULKHEAD #10	1011214	13A01000-194
ASSEMBLY BULKHEAD #11	1011215	13A01000-195
ASSEMBLY BULKHEAD #12 & #13	1011216	13A01000-196
ASSEMBLY BULKHEAD #14	1011217	13A01000-197
ASSEMBLY BULKHEAD #15	1011218	13A01000-196
ASSEMBLY BULKHEAD #16	SEE WHEEL WELL	13A01000-199
ASSEMBLY BULKHEAD #17	SEE WHEEL WELL	13A01000-200
ASSEMBLY BULKHEAD #18	1011223	13A01000-201
ASSEMBLY BULKHEAD #19	1011224	13A01000-202
ASSEMBLY BULKHEAD #20	1011225	13A01000-203
ASSEMBLY BULKHEAD #21	1011226	13A01000-204
ASSEMBLY BULKHEAD #22	1011227	13A01000-205
ASSEMBLY BULKHEAD #23	1011228	13A01000-206
ASSEMBLY BULKHEAD #24	1011229	13A01000-207

13000 SEAPLANE FAST BUILD BULKHEAD PART CONVERSIONS FLOAT SERIAL NUMBERS

DESCRIPTION	CURRENT P/N - FLOAT S/N 13301 AND LATER	OLD P/N - FLOAT S/N 13300 AND PRIOR
ASSEMBLY BULKHEAD #1	1008815	13A01000-185
ASSEMBLY BULKHEAD #2	1008816	13A01000-186
ASSEMBLY BULKHEAD #3	1008819	13A01000-187
ASSEMBLY BULKHEAD #4	1007902	13A01000-188
ASSEMBLY BULKHEAD #5	1007920	13A01000-189
ASSEMBLY BULKHEAD #6	1011209 1011210	13A01000-190 13A01000-243
ASSEMBLY BULKHEAD #7	1011211	13A01000-191
ASSEMBLY BULKHEAD #8	1011212	13A01000-192
ASSEMBLY BULKHEAD #9	1011213	13A01000-193
ASSEMBLY BULKHEAD #10	1011214	13A01000-194
ASSEMBLY BULKHEAD #11	1011215	13A01000-195
ASSEMBLY BULKHEAD #12 & #13	1011216	13A01000-196
ASSEMBLY BULKHEAD #14	1011217	13A01000-197
ASSEMBLY BULKHEAD #15	1011295	13A01000-196
ASSEMBLY BULKHEAD #16	1011293	13S01000-068
ASSEMBLY BULKHEAD #17	1011294	13S01000-069
ASSEMBLY BULKHEAD #18	1011300	13A01000-201
ASSEMBLY BULKHEAD #19	1011224	13A01000-202
ASSEMBLY BULKHEAD #20	1011225	13A01000-203
ASSEMBLY BULKHEAD #21	1011226	13A01000-204
ASSEMBLY BULKHEAD #22	1011227	13A01000-205
ASSEMBLY BULKHEAD #23	1011228	13A01000-206
ASSEMBLY BULKHEAD #24	1011229	13A01000-207

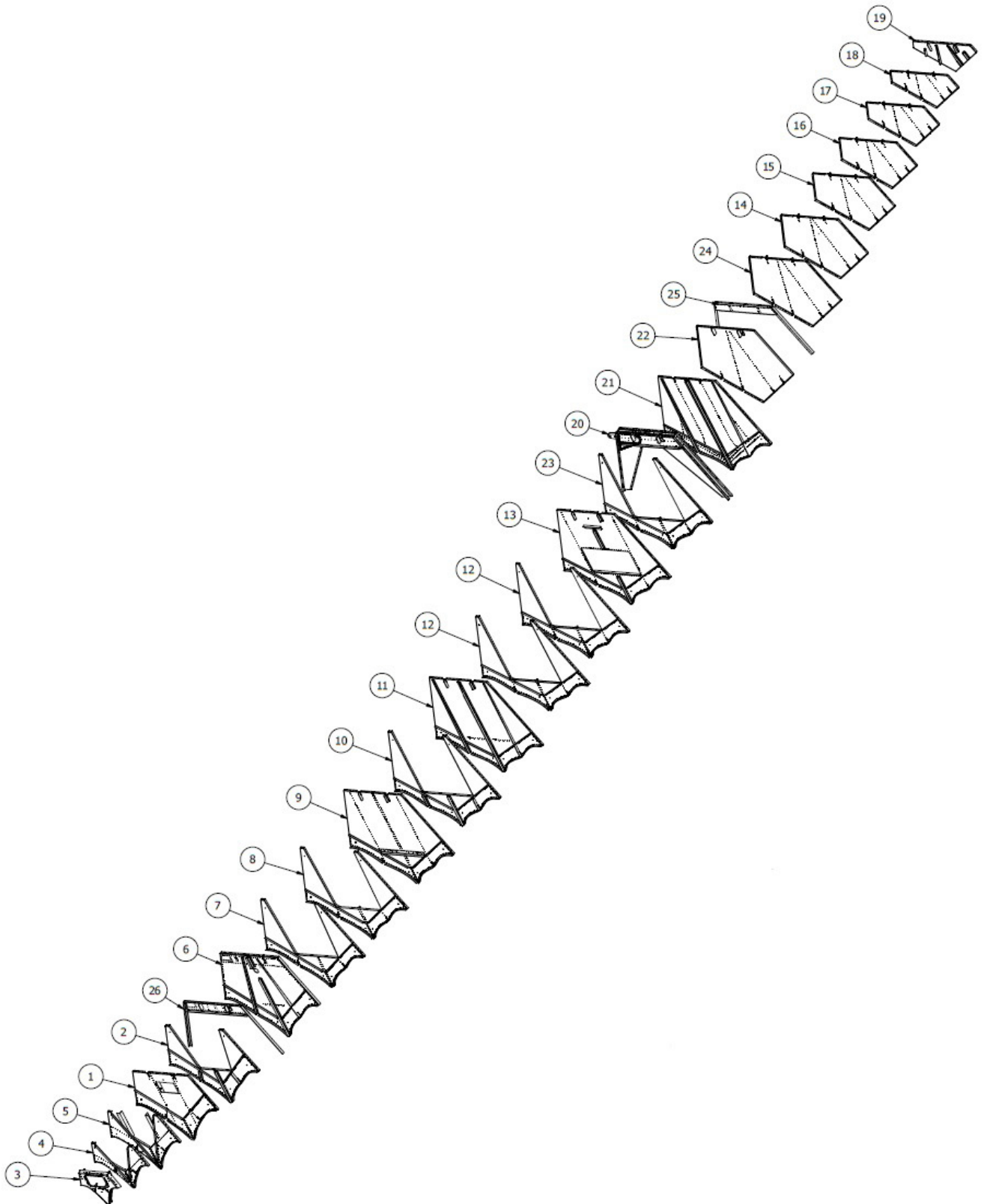
HULL BULKHEAD ASSEMBLIES - AMPHIBIAN



PARTS MANUAL
13000 FLOATS ON DEHAVILLAND DHC-6 TWIN OTTER

ITEM	QTY	PART NO.	PART DESCRIPTION
1	1	1007902	ASSEMBLY, BULKHEAD 4, 10000
2	1	1007920	ASSEMBLY, BULKHEAD 5, 10000
3	1	1008815	ASSEMBLY, BULKHEAD 1, 10000
4	1	1008816	ASSEMBLY, BULKHEAD 2, 10000
5	1	1008819	ASSEMBLY, BULKHEAD 3, 10000
6 LT	1	1011210	ASSEMBLY, BULKHEAD, #6, 13000, LEFT
6 RT	1	1011209	ASSEMBLY, BULKHEAD, #6, 13000, RIGHT
7	1	1011211	ASSEMBLY, BULKHEAD, #7, 13000
8	1	1011212	ASSEMBLY, BULKHEAD, #8, 13000
9	1	1011213	ASSEMBLY, BULKHEAD, #9, 13000
10	1	1011214	ASSEMBLY, BULKHEAD, #10, 13000
11	1	1011215	ASSEMBLY, BULKHEAD, #11, 13000
12	1	1011216	ASSEMBLY, BULKHEAD, #12 & #13, 13000
13	1	1011217	ASSEMBLY, BULKHEAD, #14, 13000
14	1	1011218	ASSEMBLY, BULKHEAD, #15, 13000
15	1	1011223	ASSEMBLY, BULKHEAD, #18
16	1	1011224	ASSEMBLY, BULKHEAD, #19
17	1	1011225	ASSEMBLY, BULKHEAD. #20
18	1	1011226	ASSEMBLY, BULKHEAD, #21
19	1	1011227	ASSEMBLY, BULKHEAD #22
20	1	1011228	ASSEMBLY, BULKHEAD, #23
21	1	1011229	ASSEMBLY, BULKHEAD, #24
22	1	1011230	ASSEMBLY, PANEL, MAIN STRUT
23	1	1011247	ASSEMBLY, WHEEL WELL, 13000
24	1	13A01000-212	ASSEMBLY, CHANNEL, DRAG STRUT
25 LT	1	13A01000-217	ASSEMBLY, PANEL, SPREADER BAR, FWD LEFT FLOAT
25 LT	1	13A01000-216	ASSEMBLY, PANEL, SPREADER BAR, FWD RIGHT FLOAT

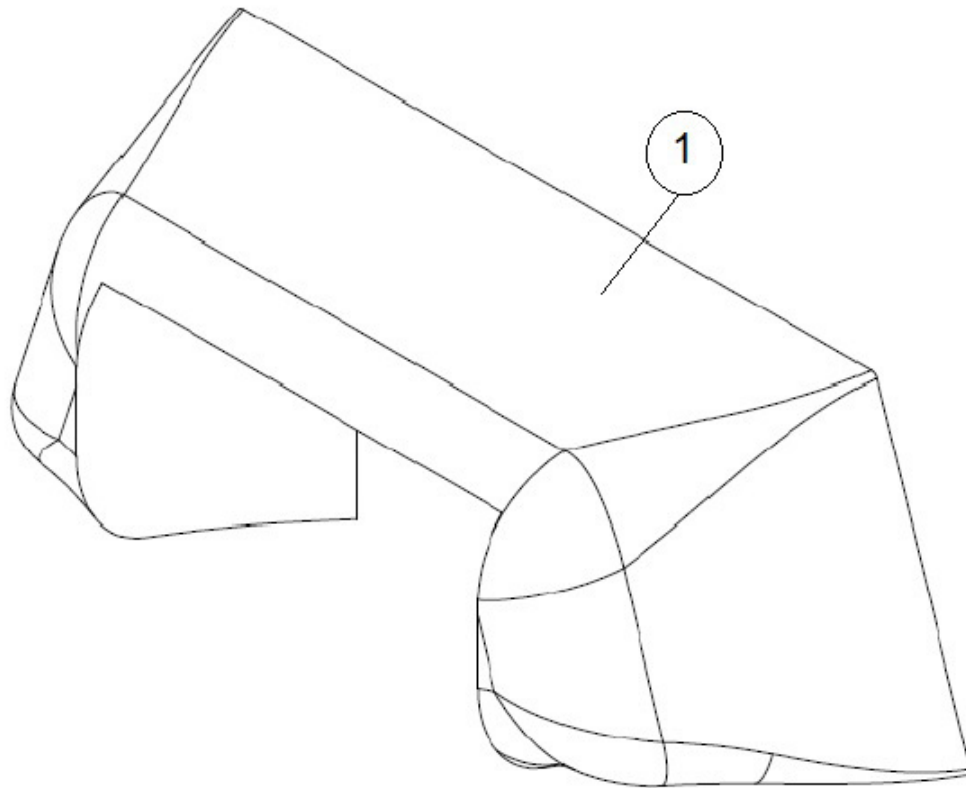
HULL BULKHEAD ASSEMBLIES - SEAPLANE



PARTS MANUAL
13000 FLOATS ON DEHAVILLAND DHC-6 TWIN OTTER

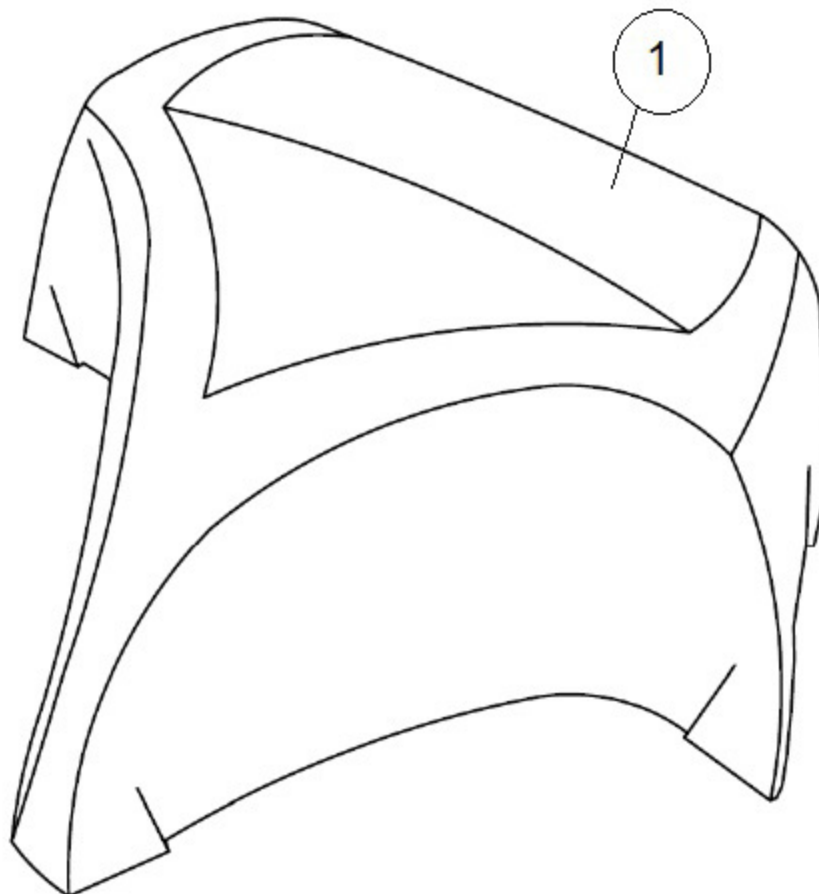
ITEM	QTY	PART NO.	PART DESCRIPTION
1	1	1007902	ASSEMBLY, BULKHEAD 4, 10000
2	1	1007920	ASSEMBLY, BULKHEAD 5, 10000
3	1	1008815	ASSEMBLY, BULKHEAD 1, 10000
4	1	1008816	ASSEMBLY, BULKHEAD 2, 10000
5	1	1008819	ASSEMBLY, BULKHEAD 3, 10000
6 LT	1	1011210	ASSEMBLY, BULKHEAD, #6, LEFT 13000
6 RT	1	1011209	ASSEMBLY, BULKHEAD, #6, RIGHT 13000
7	1	1011211	ASSEMBLY, BULKHEAD, #7, 13000
8	1	1011212	ASSEMBLY, BULKHEAD, #8, 13000
9	1	1011213	ASSEMBLY, BULKHEAD, #9, 13000
10	1	1011214	ASSEMBLY, BULKHEAD, #10, 13000
11	1	1011215	ASSEMBLY, BULKHEAD, #11, 13000
12	1	1011216	ASSEMBLY, BULKHEAD, #12 & #13, 13000
13	1	1011217	ASSEMBLY, BULKHEAD, 14, 13000
14	1	1011224	ASSEMBLY, BULKHEAD, #19
15	1	1011225	ASSEMBLY, BULKHEAD, #20
16	1	1011226	ASSEMBLY, BULKHEAD, #21
17	1	1011227	ASSEMBLY, BULKHEAD #22
18	1	1011228	ASSEMBLY, BULKHEAD, #23
19	1	1011229	ASSEMBLY, BULKHEAD, #24
20	1	1011230	ASSEMBLY, PANEL, MAIN STRUT
21	1	1011293	ASSEMBLY, BULKHEAD, #16, STRAIGHT
22	1	1011294	ASSEMBLY, BULKHEAD #17, STRAIGHT
23	1	1011295	ASSEMBLY, BULKHEAD, 15, 13000 STRAIGHT
24	1	1011300	ASSEMBLY, BULKHEAD, # 18, STRAIGHT
25	1	13A01000-212	ASSEMBLY, CHANNEL, DRAG STRUT
26 LT	1	13A01000-217	ASSEMBLY, PANEL, SPREADER BAR, FWD LEFT
26 RT	1	13A01000-216	ASSEMBLY, PANEL, SPREADER BAR, FWD RIGHT

NOSE BUMPER - AMPHIBIAN ONLY



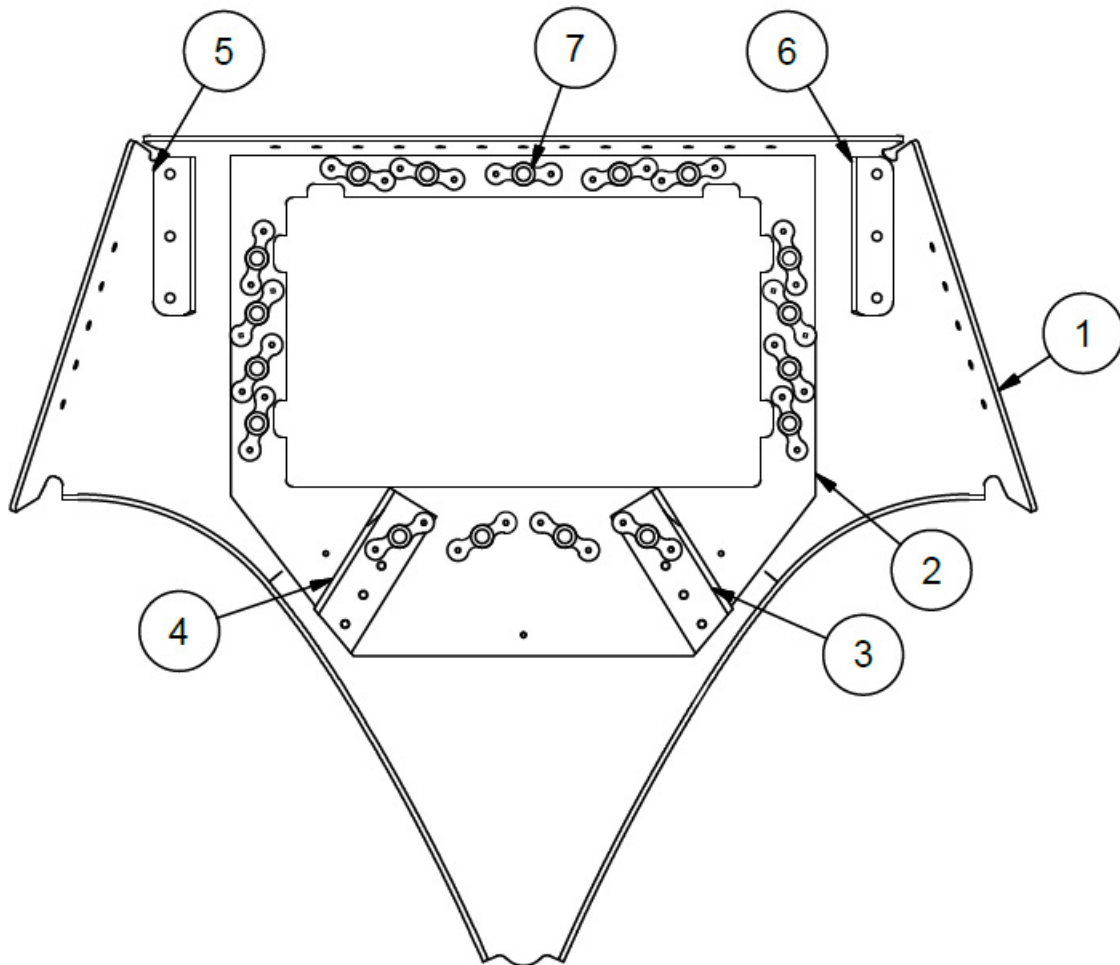
ITEM	QTY	PART NO.	PART DESCRIPTION
1	1	13A01733-001	BUMPER NOSE-AMPHIB

NOSE BUMPER - SEAPLANE ONLY



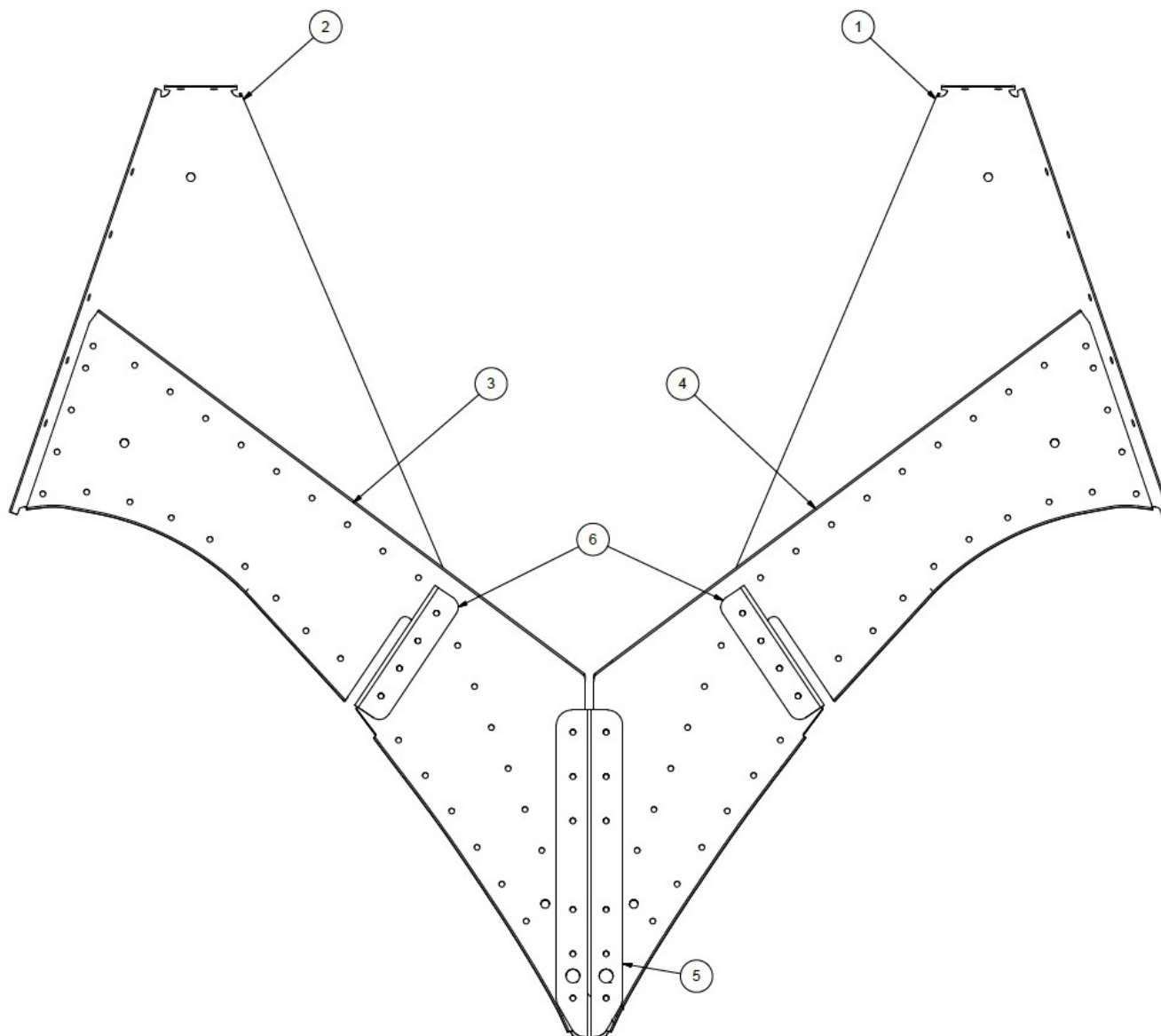
ITEM	QTY	PART NO.	PART DESCRIPTION
1	1	13S01735-001	BUMPER NOSE-SEAPLANE

BULKHEAD #1



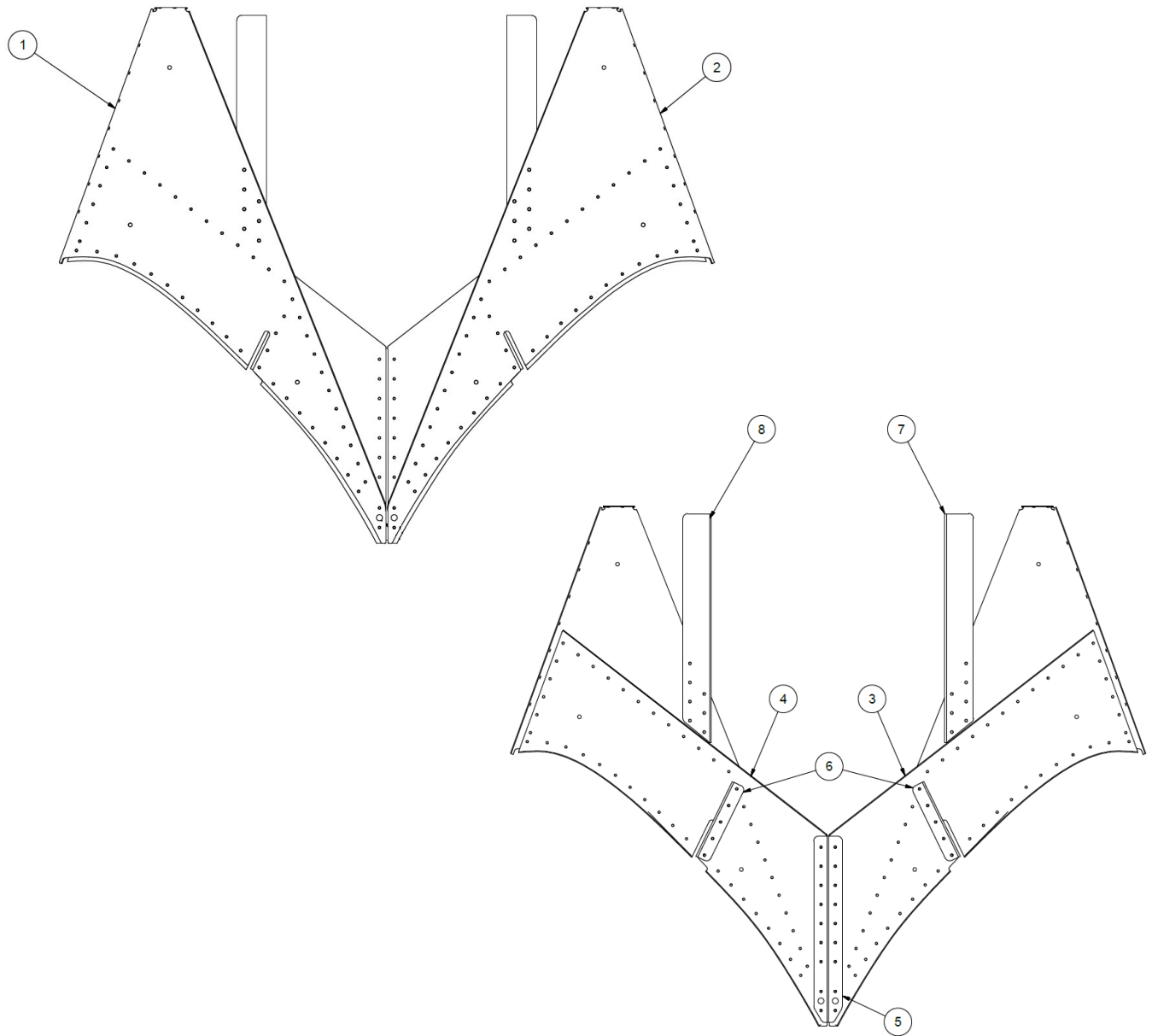
ITEM	QTY	PART NO.	PART DESCRIPTION
-	1	1008815	ASSEMBLY, BULKHEAD 1
1	1	1008797	PANEL, BULKHEAD 1
2	1	13A01156-085	DOUBLER, #1 BULKHEAD
3	1	13A01357-049	CLEAT, SISTER KEEL ATTACH #1 BULKHEAD
4	1	13A01357-050	CLEAT, SISTER KEEL ATTACH #1 BULKHEAD
5	1	6A01156-054	ANGLE, TOP RAIL
6	1	6A01156-055	ANGLE - TOP RAIL
7	17	MS21047L4	NUT PLATE, SELF LOCKING

BULKHEAD #2



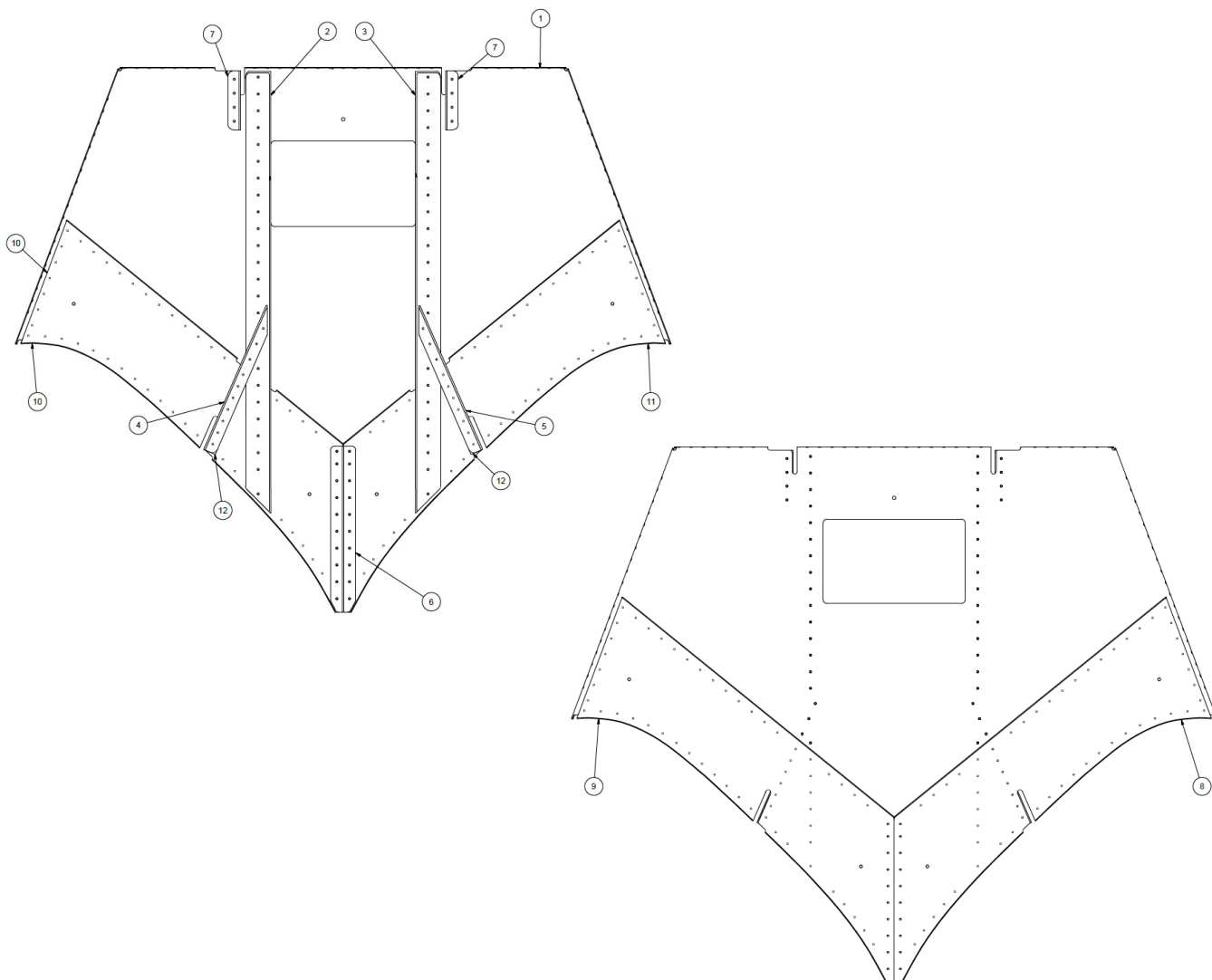
ITEM	QTY	PART NO.	PART DESCRIPTION
-	1	1008816	ASSEMBLY, BULKHEAD 2
1	1	1008813	PANEL, SIDE, RH, BULKHEAD 2
2	1	1008814	PANEL, SIDE, LH, BULKHEAD 2
3	1	13A01150-003	FLUTE, BH #2, LT
4	1	13A01150-002	FLUTE, BH #2, RT
5	1	13A01381-002	STIFFENER, BH #2, CENTER
6	2	13A01359-127	ANGLE, BH #2, SISTER KEEL ATTACH

BULKHEAD #3



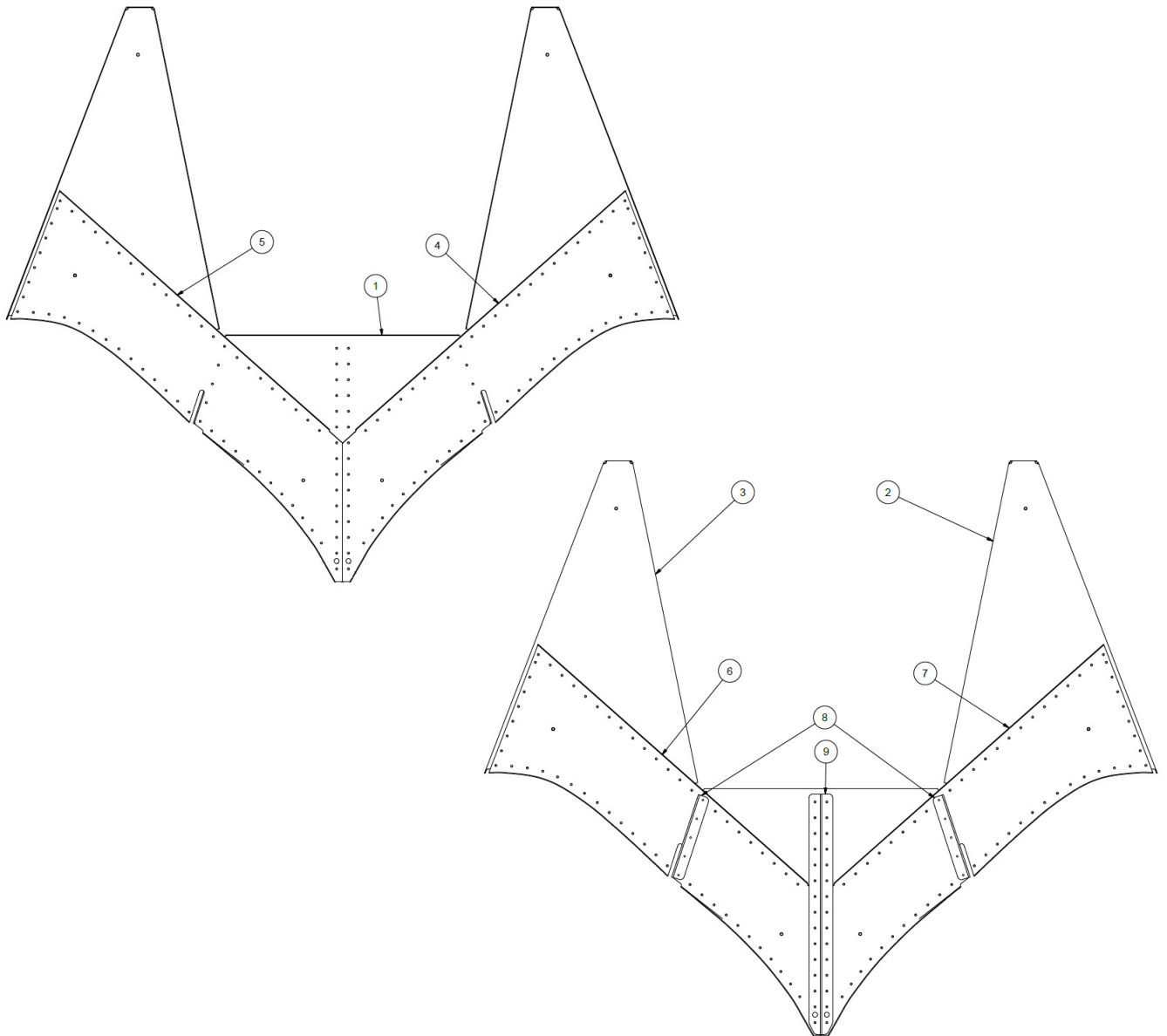
ITEM	QTY	PART NO.	PART DESCRIPTION
-	1	1008819	ASSEMBLY, BULKHEAD 3
1	1	1008817	PANEL, SIDE, RH, BULKHEAD 3
2	1	1008818	PANEL, SIDE, LH, BULKHEAD 3
3	1	13A01150-004	FLUTE, BH #3, RT
4	1	13A01150-005	FLUTE, BH #3, LT
5	1	13A01381-003	"T" ANGLE, BH #3, LT
6	2	13A01359-128	ANGLE, BH #3, SISTER KEEL ATTACH
7	1	13A01382-004	ANGLE, BH #3, VERTICLE STIFFENER, RT
8	1	13A01382-005	ANGLE, BH #3, VERTICLE STIFFENER, LT

BULKHEAD #4



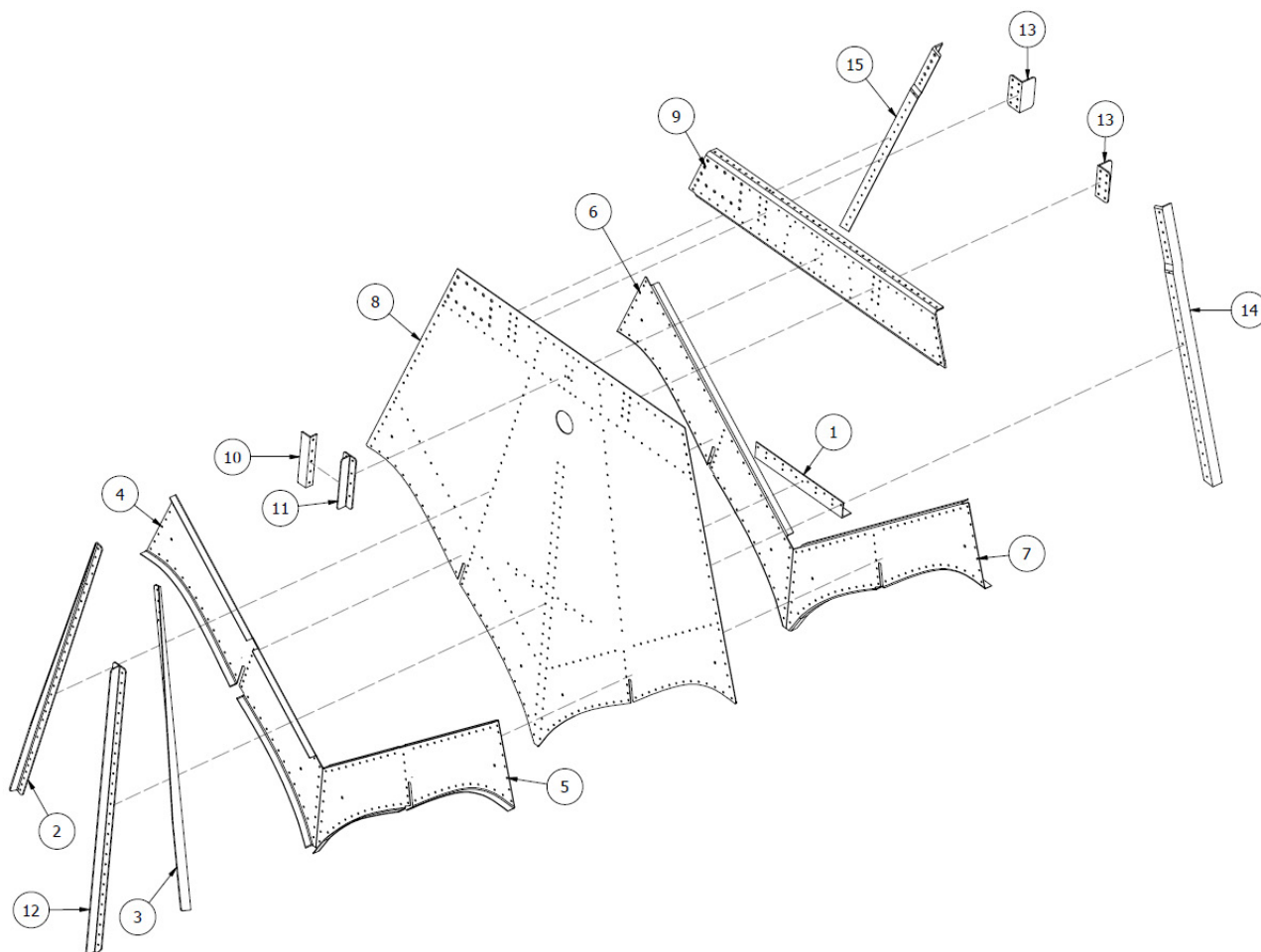
ITEM	QTY	PART NO.	PART DESCRIPTION
-	1	1007902	ASSEMBLY, BULKHEAD 4
1	1	1007901	PANEL, BULKHEAD 4
2	1	13A01382-001	ANGLE, BH #4, NOSE BOX COVER ATTACH, LT
3	1	13A01382-002	ANGLE, BH #4, NOSE BOX COVER ATTACH, RT
4	1	13A01359-125	ANGLE, BH #4, SISTER KEEL ATTACH, LT
5	1	13A01359-126	ANGLE, BH #4, SISTER KEEL ATTACH, RT
6	1	13A01381-001	"T" ANGLE, BH #4, KEEL ATTACH
7	2	13A01359-124	ANGLE, TOP RAIL ATTACH
8	1	1001305	FLUTE, BH #4, FWD LT
9	1	1001306	FLUTE, BH #4, FWD RT
10	1	1001308	FLUTE, BH #4, AFT LT
11	1	1001309	FLUTE, BH #4, AFT RT
12	2	13A01157-005	SPACER, BULKHEAD

BULKHEAD #5



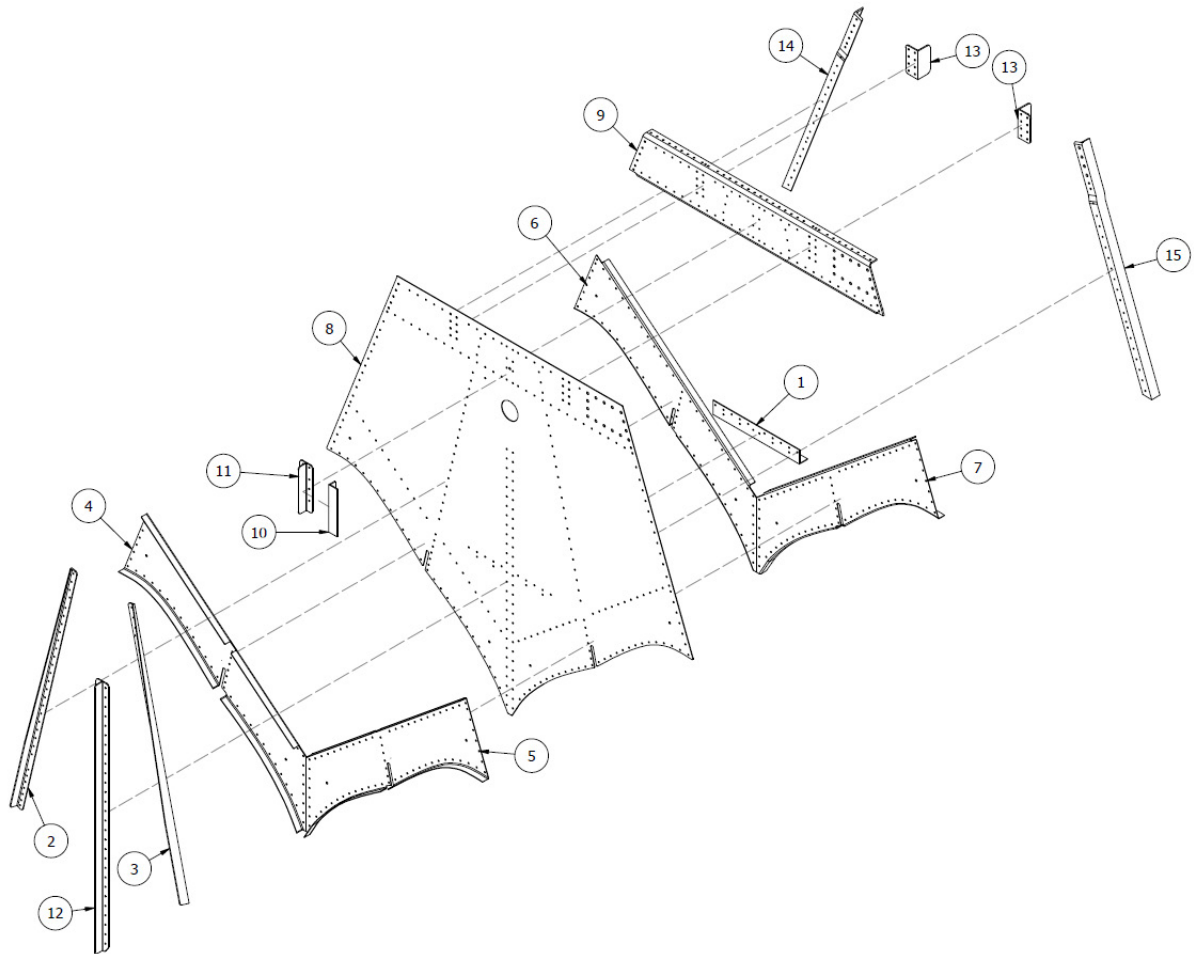
ITEM	QTY	PART NO.	PART DESCRIPTION
-	1	1007920	ASSEMBLY, BULKHEAD 5
1	1	13A01150-051	MAIN PANEL, BH #5
2	1	1007903	PANEL, SIDE, LH, BULKHEAD 5
3	1	1007904	PANEL, SIDE, RH, BULKHEAD 5
4	1	13A01150-013	FLUTE, BULKHEAD 5, AFT, RIGHT
5	1	13A01150-012	FLUTE, BULKHEAD 5, AFT, LEFT
6	1	13A01150-010	FLUTE, BULKHEAD 5, FWD, RIGHT
7	1	13A01150-011	FLUTE, BULKHEAD 5, FWD, LEFT
8	2	13A01359-129	ANGLE, BH #5, SISTER KEEL ATTACH
9	1	13A01381-004	STIFFNER, BH #5, CENTER

BULKHEAD #6 LEFT FLOAT



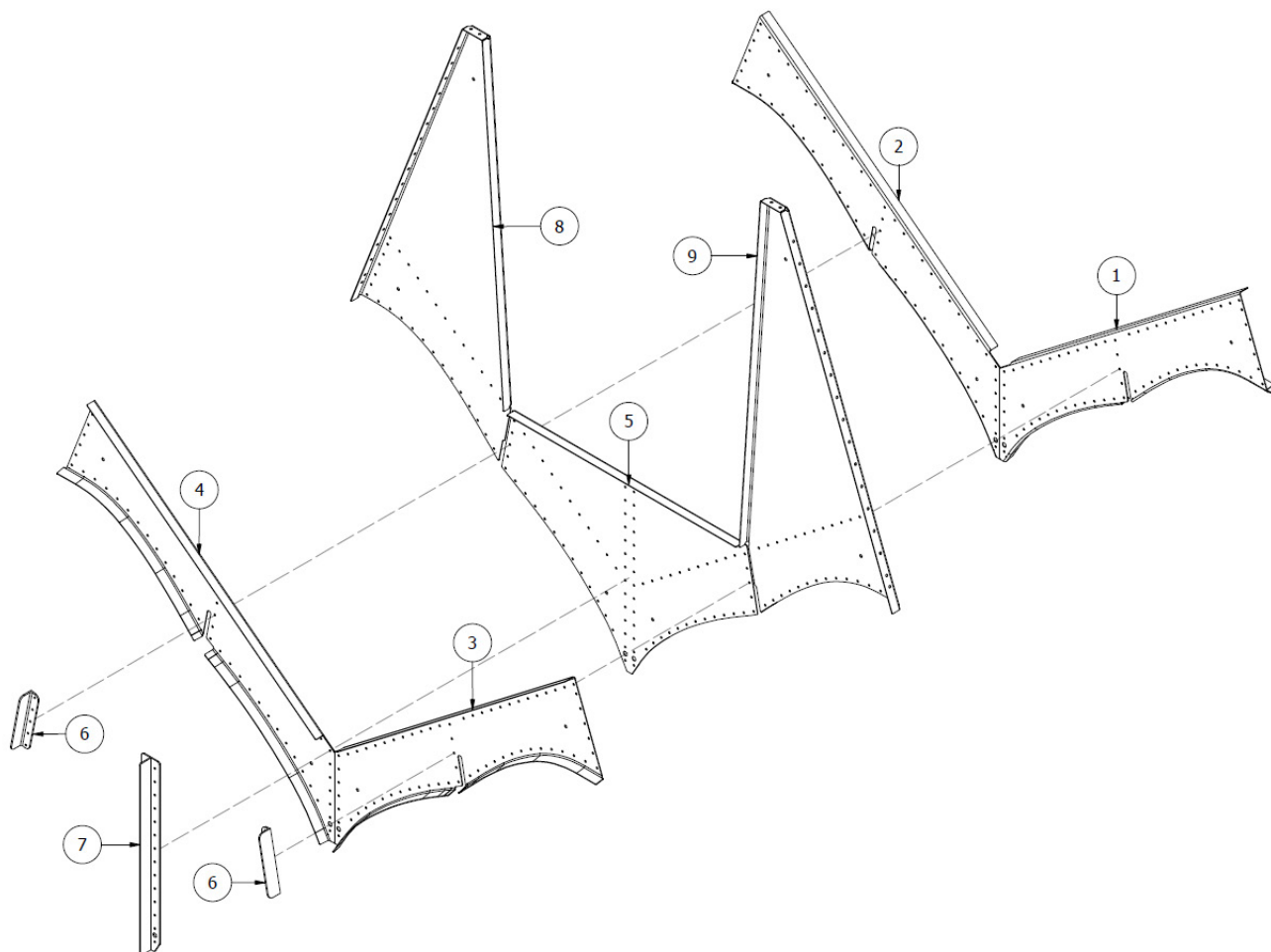
ITEM	QTY	PART NO.	PART DESCRIPTION
-	1	1011210	ASSEMBLY, BULKHEAD, #6, LEFT FLOAT
1	1	1003672	ANGLE, BAGGAGE FLOOR,13000 FLT
2	1	1006943	ANGLE, BH #6, SISTER KEEL, RT
3	1	1006944	ANGLE, BH #6, SISTER KEEL, LT
4	1	13A01150-014	FLUTE, BH #6, FWD RT
5	1	13A01150-015	FLUTE, BH #6, FWD LT
6	1	13A01150-016	FLUTE, BH #6, AFT RT
7	1	13A01150-017	FLUTE, BH #6, AFT LT
8	1	13A01150-052	BULKHEAD, BODY, PANEL
9	1	13A01160-003	PANEL FT. SPREADER BAR SUPPORT, RH
10	1	13A01359-163	ANGLE, STIFFENER
11	1	13A01381-013	STIFFENER, BH #6, CENTER, UPR
12	1	13A01381-014	STIFFENER, BH #6, CENTER, LWR
13	2	13A01382-003	CLEAT, TOP DECK RAIL
14	1	13A01427-009	ARM, PANEL, LH, #6 BULKHEAD
15	1	13A01427-022	ARM - PANEL - #6 BULKHEAD

BULKHEAD #6 RIGHT FLOAT



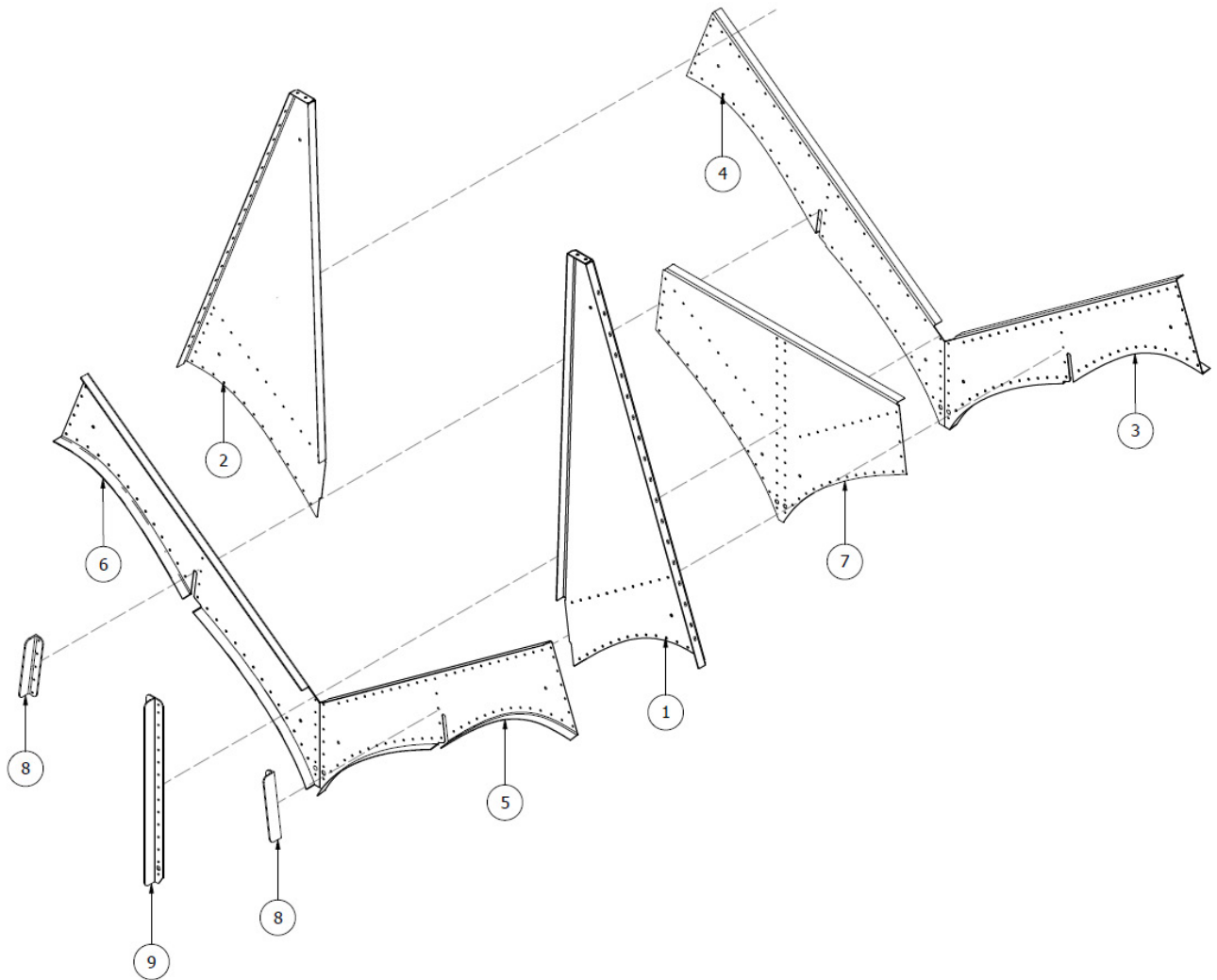
ITEM	QTY	PART NO.	PART DESCRIPTION
-	1	1011209	ASSEMBLY, BULKHEAD, #6, RIGHT FLOAT
1	1	1003672	ANGLE, BAGGAGE FLOOR,13000 FLT
2	1	1006943	ANGLE, BH #6, SISTER KEEL, RT
3	1	1006944	ANGLE, BH #6, SISTER KEEL, LT
4	1	13A01150-014	FLUTE, BH #6, FWD RT
5	1	13A01150-015	FLUTE, BH #6, FWD LT
6	1	13A01150-016	FLUTE, BH #6, AFT RT
7	1	13A01150-017	FLUTE, BH #6, AFT LT
8	1	13A01150-052	BULKHEAD, BODY, PANEL
9	1	13A01160-004	PANEL FT. SPREADER BAR SUPPORT, LH
10	1	13A01359-163	ANGLE, STIFFENER
11	1	13A01381-013	STIFFENER, BH #6, CENTER, UPR
12	1	13A01381-014	STIFFENER, BH #6, CENTER, LWR
13	2	13A01382-003	CLEAT, TOP DECK RAIL
14	1	13A01427-010	ARM, PANEL, RH, #6 BULKHEAD
15	1	13A01427-021	ARM, PANEL, #6 BULKHEAD

BULKHEAD #7



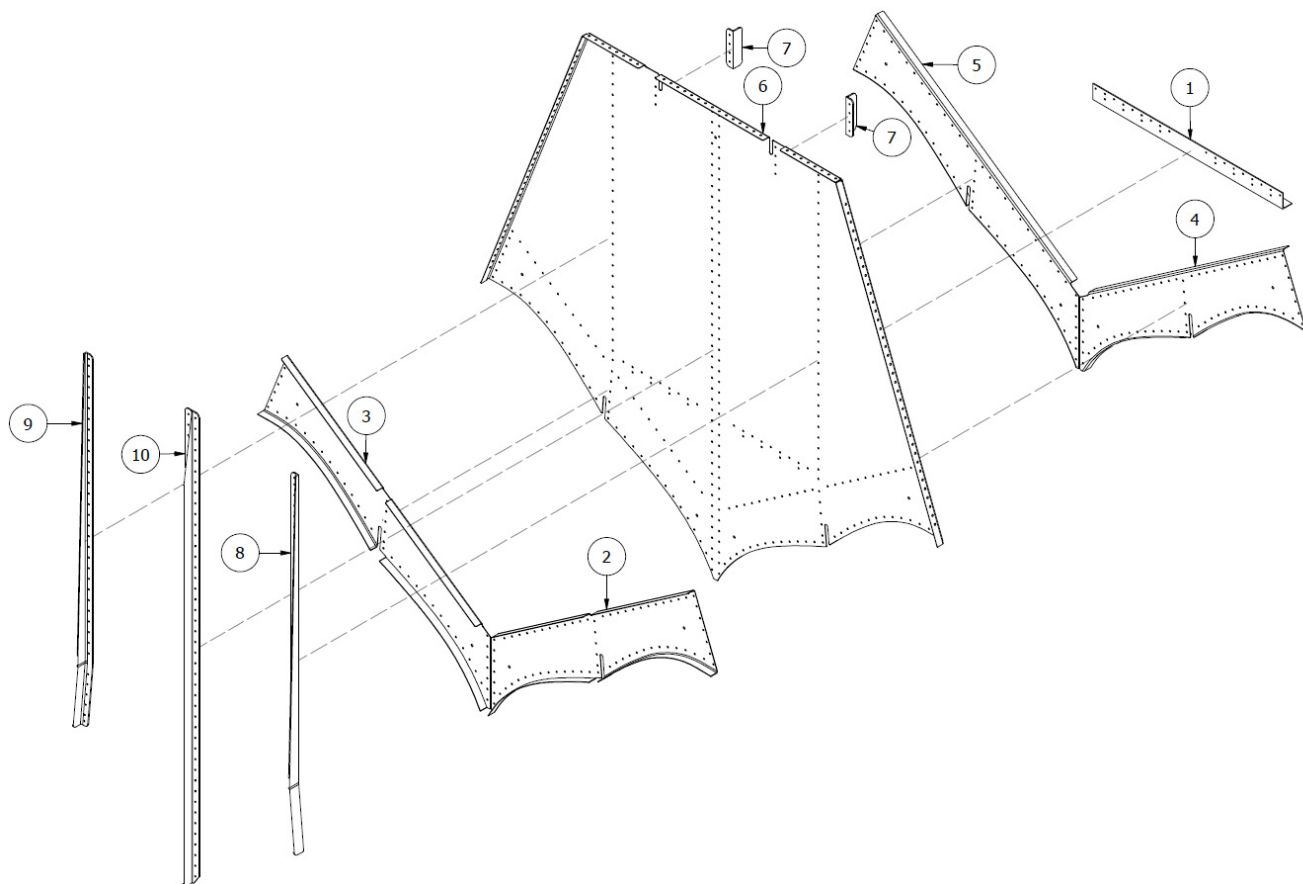
ITEM	QTY	PART NO.	PART DESCRIPTION
-	1	1011211	ASSEMBLY, BULKHEAD, #7
1	1	13A01150-018	FLUTE, BULKHEAD #7
2	1	13A01150-019	FLUTE, BULKHEAD #7
3	1	13A01150-020	FLUTE, BULKHEAD #7
4	1	13A01150-021	FLUTE, BULKHEAD #7
5	1	13A01150-055	PANEL, CENTER, BULKHEAD
6	2	13A01359-130	ANGLE, BH #7, SISTER KEEL ATTACH
7	1	13A01381-008	STIFFENER, CENTER, BH #7, 10, 12, 13, & 15
8	1	1011232	SIDE PANEL, BH #7, LEFT
9	1	1011233	SIDE PANEL, BH #7, RIGHT

BULKHEAD #8



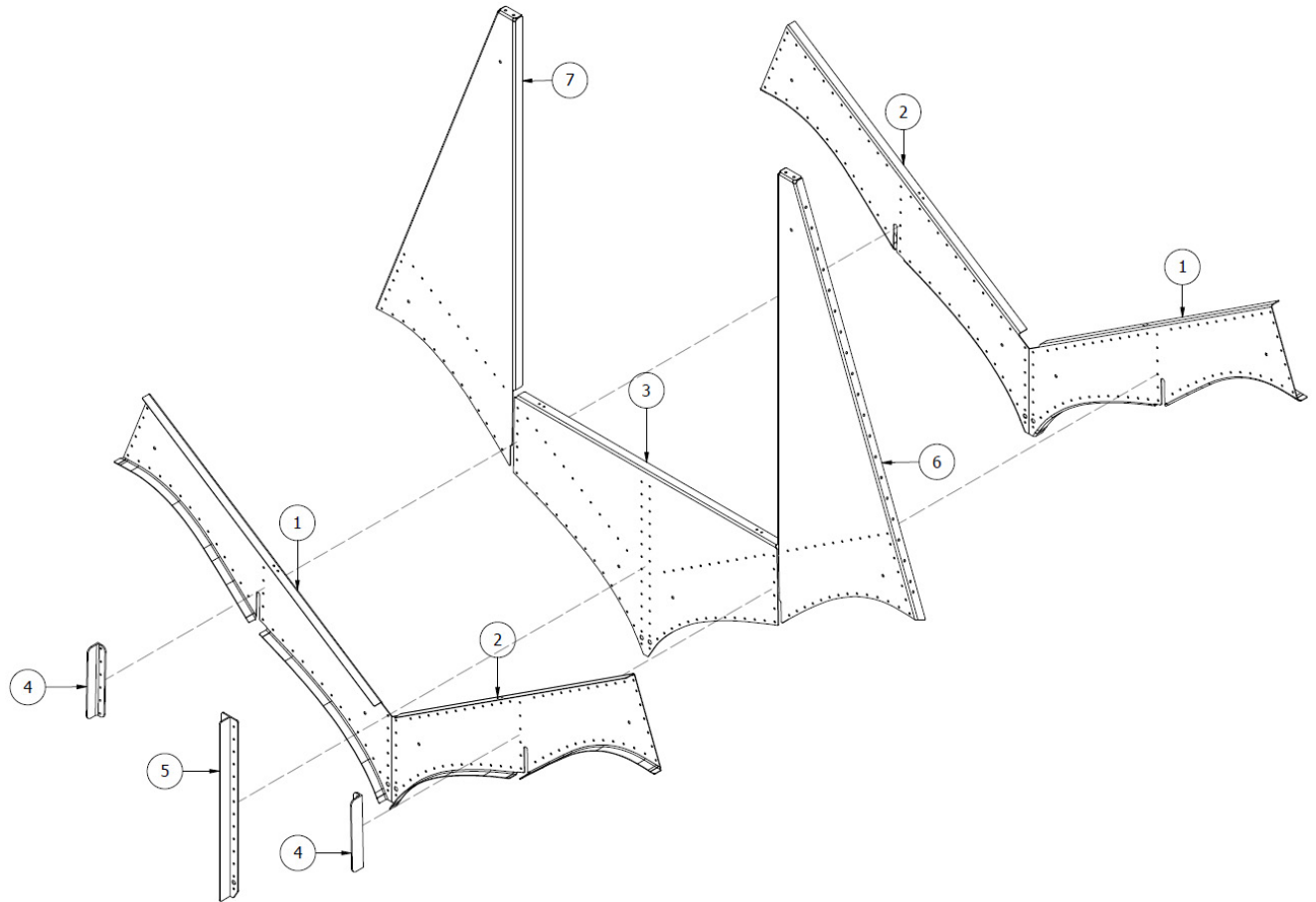
ITEM	QTY	PART NO.	PART DESCRIPTION
-	-	1011212	ASSEMBLY, BULKHEAD, #8
1	1	1011234	PANEL, SIDE, RH, BH 8
2	1	1011235	PANEL, SIDE, LH, BH 8
3	1	13A01150-022	FLUTE, FWD RT, BULKHEAD #8
4	1	13A01150-023	FLUTE, FWD LT, BULKHEAD #8
5	1	13A01150-024	FLUTE, AFT RT, BULKHEAD #8
6	1	13A01150-025	FLUTE, AFT LT, BULKHEAD #8
7	1	13A01150-058	PANEL, MID, BH 8
8	2	13A01359-131	ANGLE, SISTER KEEL ATTACH, #8
9	1	13A01381-006	STIFFENER, CENTER #8 BULKHEAD

BULKHEAD #9



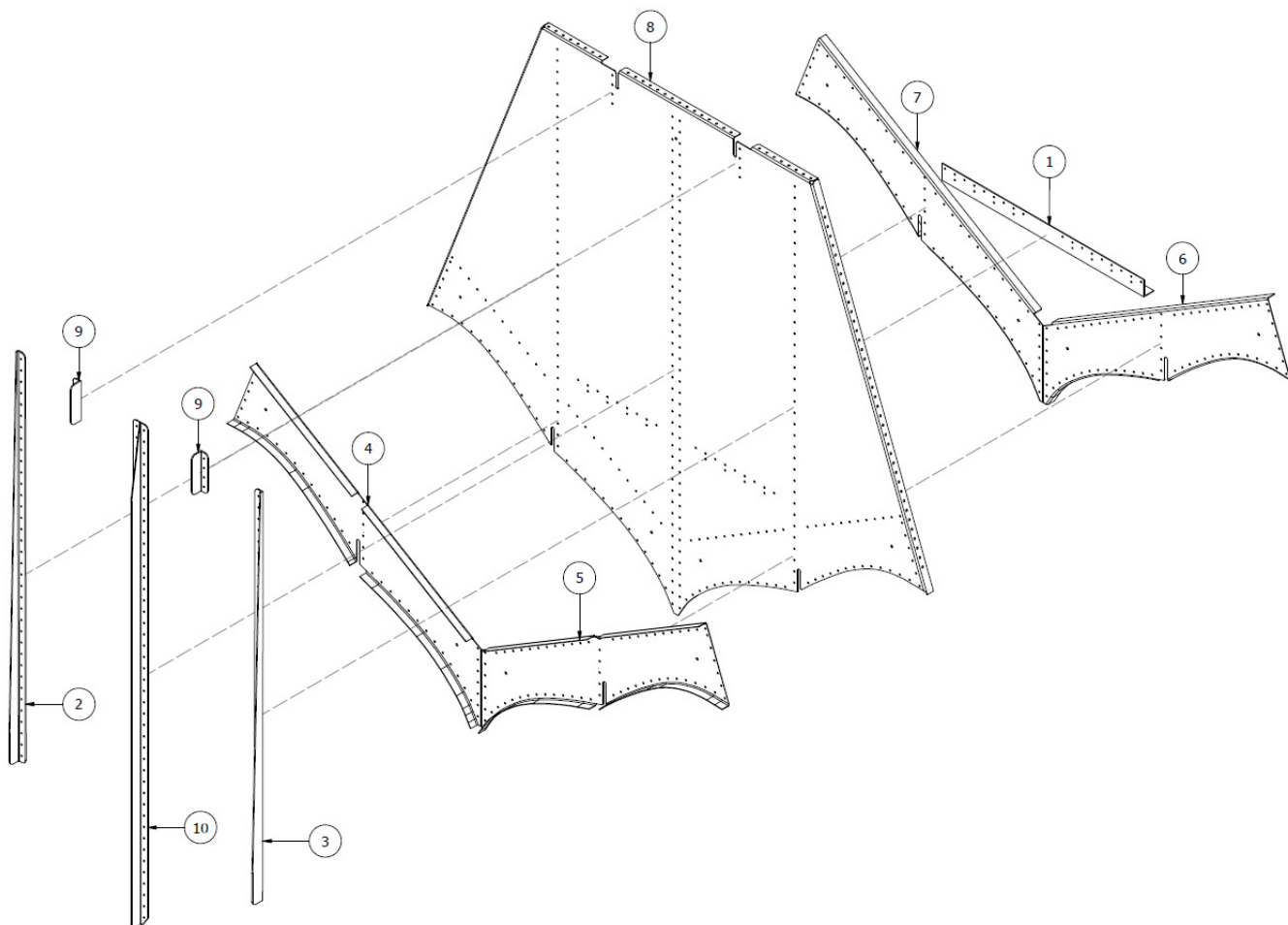
ITEM	QTY	PART NO.	PART DESCRIPTION
-	-	1011213	ASSEMBLY, BULKHEAD, #9
1	1	1003673	ANGLE, BAGGAGE FLOOR,13000 FLT
2	1	1008221	FLUTE, BULKHEAD
3	1	1008222	FLUTE, BULKHEAD
4	1	1008223	FLUTE, BULKHEAD
5	1	1008224	BLANK, FLUTE, BULKHEAD
6	1	1011236	PANEL, BULKHEAD #9
7	2	13A01359-124	ANGLE, TOP RAIL ATTACH
8	1	13A01359-152	ANGLE, SISTER KEEL ATTACH, BH #9
9	1	13A01359-153	ANGLE, SISTER KEEL ATTACH, BH #9
10	1	13A01381-012	STIFFENER, CENTER #9,#11 BULKHEAD

BULKHEAD #10



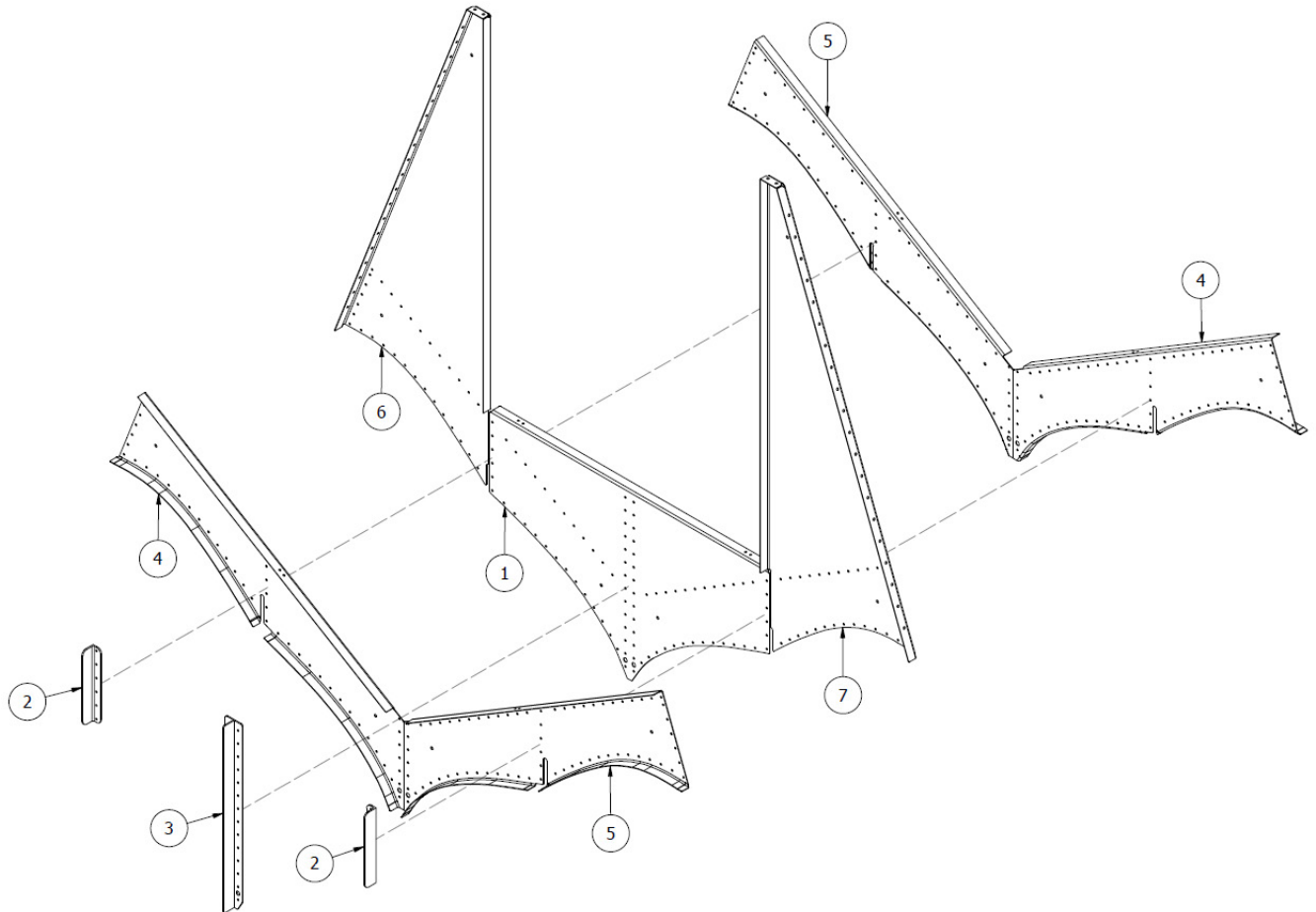
ITEM	QTY	PART NO.	PART DESCRIPTION
-	1	1011214	ASSEMBLY, BULKHEAD, #10
1	2	13A01150-030	FLUTE, BULKHEAD #10
2	2	13A01150-031	FLUTE, BULKHEAD #10
3	1	13A01150-062	PANEL, CENTER, BULKHEAD, #10
4	2	13A01359-133	ANGLE, SISTER KEEL ATTACH
5	1	13A01381-008	STIFFENER, CENTER, BH #7, 10, 12, 13, & 15
6	1	1011237	PANEL, SIDE, LEFT, BULKHEAD 10
7	1	1011238	PANEL, SIDE, RIGHT, BULKHEAD 10

BULKHEAD #11



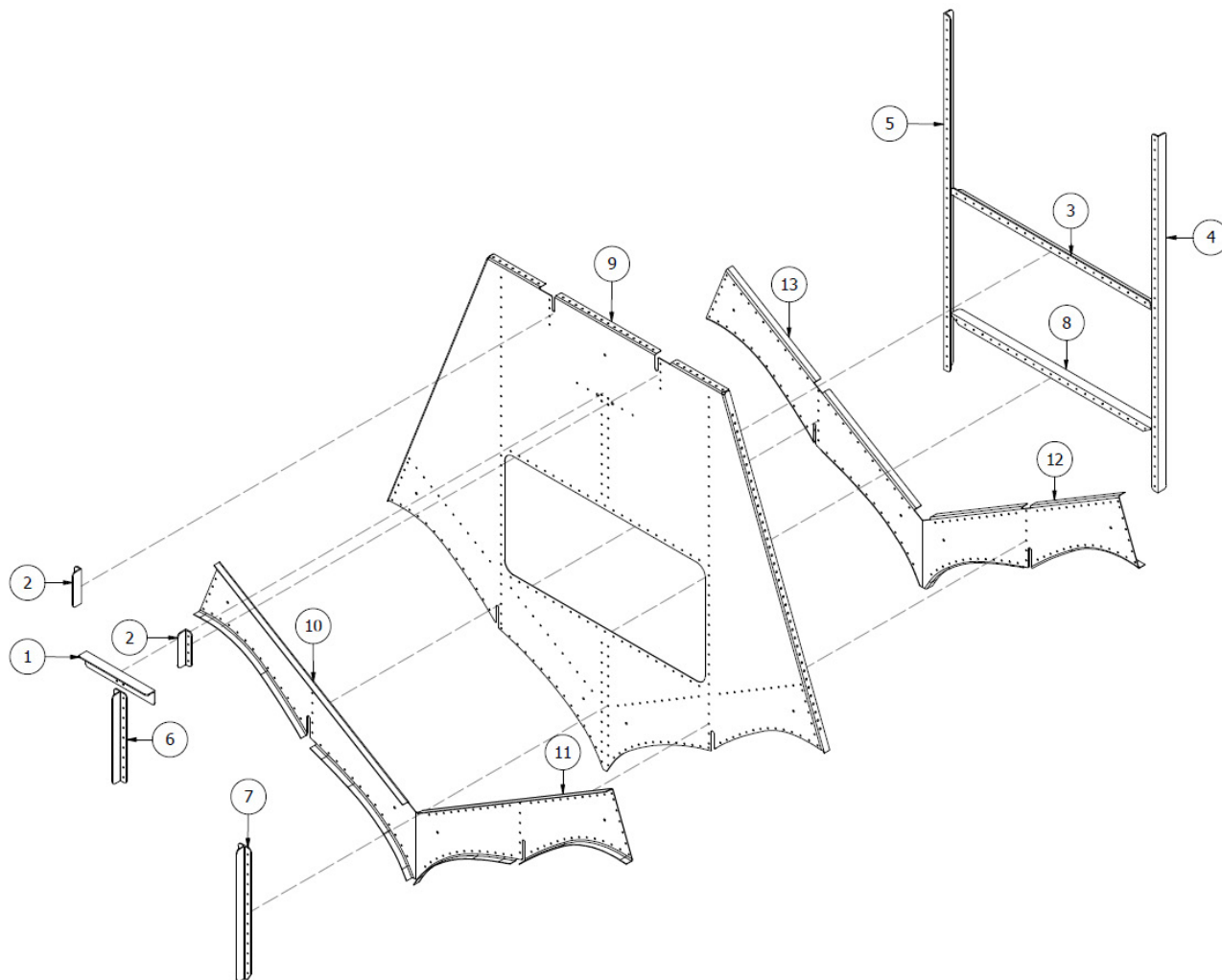
ITEM	QTY	PART NO.	PART DESCRIPTION
-	1	1011215	ASSEMBLY, BULKHEAD, #11
1	1	1003673	ANGLE, BAGGAGE FLOOR, 13000 FLT
2	1	1008198	ANGLE, BH SISTER KEEL
3	1	1008199	ANGLE, BH, SISTER KEEL
4	1	1008200	FLUTE, BULKHEAD
5	1	1008201	FLUTE, BULKHEAD
6	1	1008206	FLUTE, BULKHEAD
7	1	1008207	FLUTE, BULKHEAD
8	1	1011239	PANEL, BULKHEAD
9	2	13A01359-124	ANGLE, TOP RAIL ATTACH
10	1	13A01381-012	STIFFENER, CENTER #9, #11 BULKHEAD

BULKHEAD #12 & #13



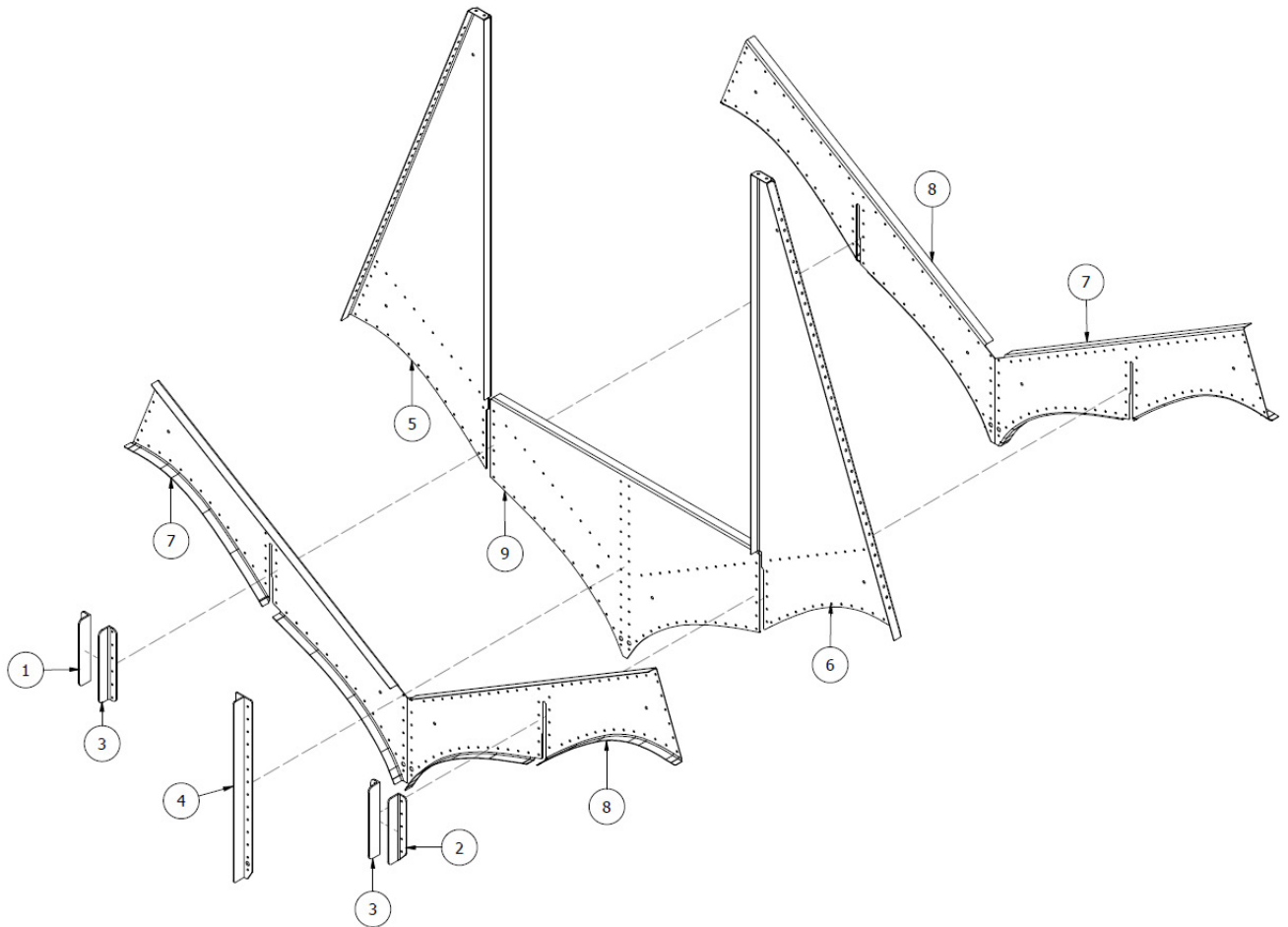
ITEM	QTY	PART NO.	PART DESCRIPTION
-	1	1011216	ASSEMBLY, BULKHEAD, #12 & #13
1	1	13A01150-066	PANEL, CENTER, BH 12, 13, 15
2	2	13A01359-133	ANGLE, SISTER KEEL ATTACH
3	1	13A01381-008	STIFFENER, CENTER, BH #7, 10, 12, 13, & 15
4	2	1001587	FLUTE, BH #12, AFT LT
5	2	1001590	FLUTE, BH #12, AFT RT
6	1	1011240	PANEL, SIDE, LEFT BH 12, 13
7	1	1011241	PANEL, SIDE, RIGHT, BH 12, 13

BULKHEAD #14



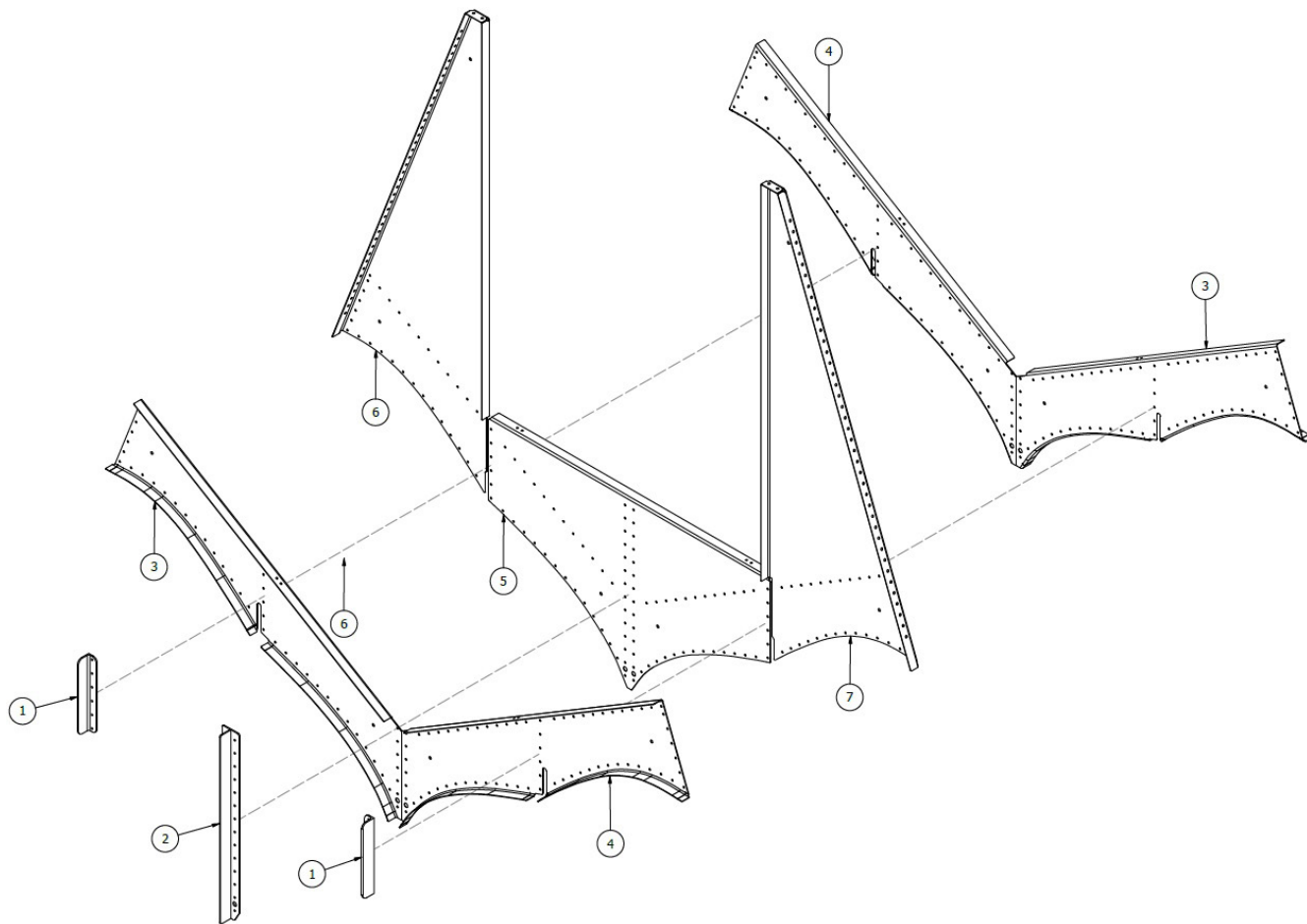
ITEM	QTY	PART NO.	PART DESCRIPTION
-	1	1011217	ASSEMBLY, BULKHEAD, 14
1	1	13A01348-009	ANGLE, BH #14, HORIZONTAL
2	2	13A01359-124	ANGLE, TOP RAIL ATTACH
3	1	13A01359-134	ANGLE, COVER REINFORCEMENT, BULKHEAD 14
4	1	13A01359-141	ANGLE, BH #14, SISTER KEEL ATTACH, LT
5	1	13A01359-142	ANGLE, BH #14, SISTER KEEL ATTACH, RT
6	1	13A01381-009	STIFFENER, BH #14, CENTER UPPER
7	1	13A01381-011	STIFFENER, CENTER, BOTTOM, BH 9 & 14
8	1	1007955	ANGLE, COVER REINFORCEMENT, BULKHEAD 9, 14
9	1	1011242	MAIN PANEL, BH #14
10	1	1011243	FLUTE, BULKHEAD
11	1	1011244	FLUTE, BULKHEAD
12	1	1011245	FLUTE, BULKHEAD
13	1	1011246	FLUTE, BULKHEAD

BULKHEAD #15 - AMPHIBIAN ONLY



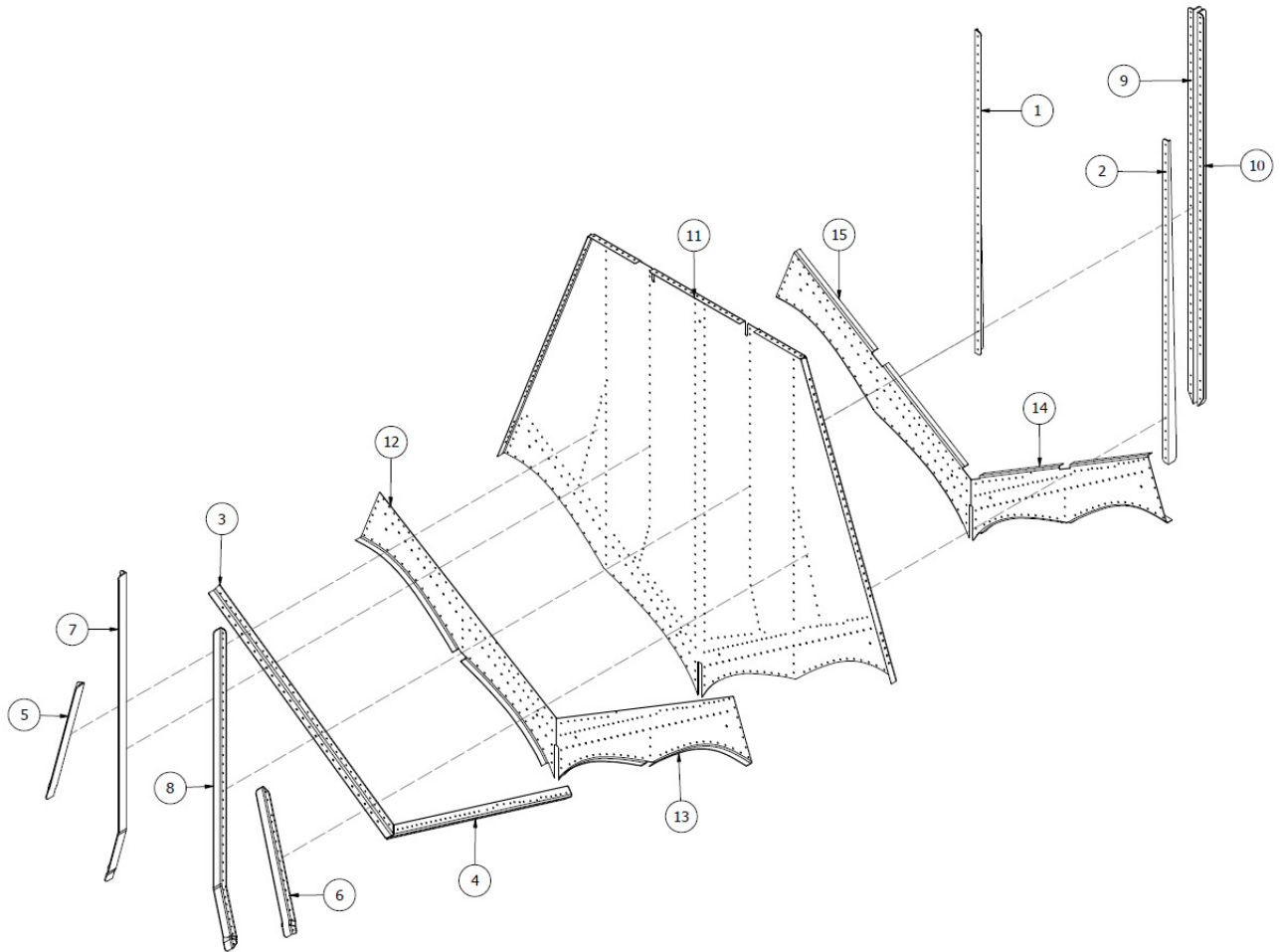
ITEM	QTY	PART NO.	PART DESCRIPTION
-	1	1011218	ASSEMBLY, BULKHEAD, 15
1	1	8A01359-079	ANGLE, SISTER KEEL ATTACH, AFT LEFT
2	1	8A01359-080	ANGLE, SISTER KEEL ATTACH, AFT RIGHT
3	2	13A01359-133	ANGLE, SISTER KEEL ATTACH
4	1	13A01381-008	STIFFENER, CENTER, BH #7, 10, 12, 13, & 15
5	1	1011710	PANEL, SIDE, LEFT BH 15
6	1	1011711	PANEL, SIDE, RIGHT, BH 15
7	2	1011712	FLUTE, BULKHEAD 15
8	2	1011713	FLUTE, BULKHEAD 15
9	1	1011714	PANEL, CENTER, BH 15

BULKHEAD #15 - SEAPLANE ONLY



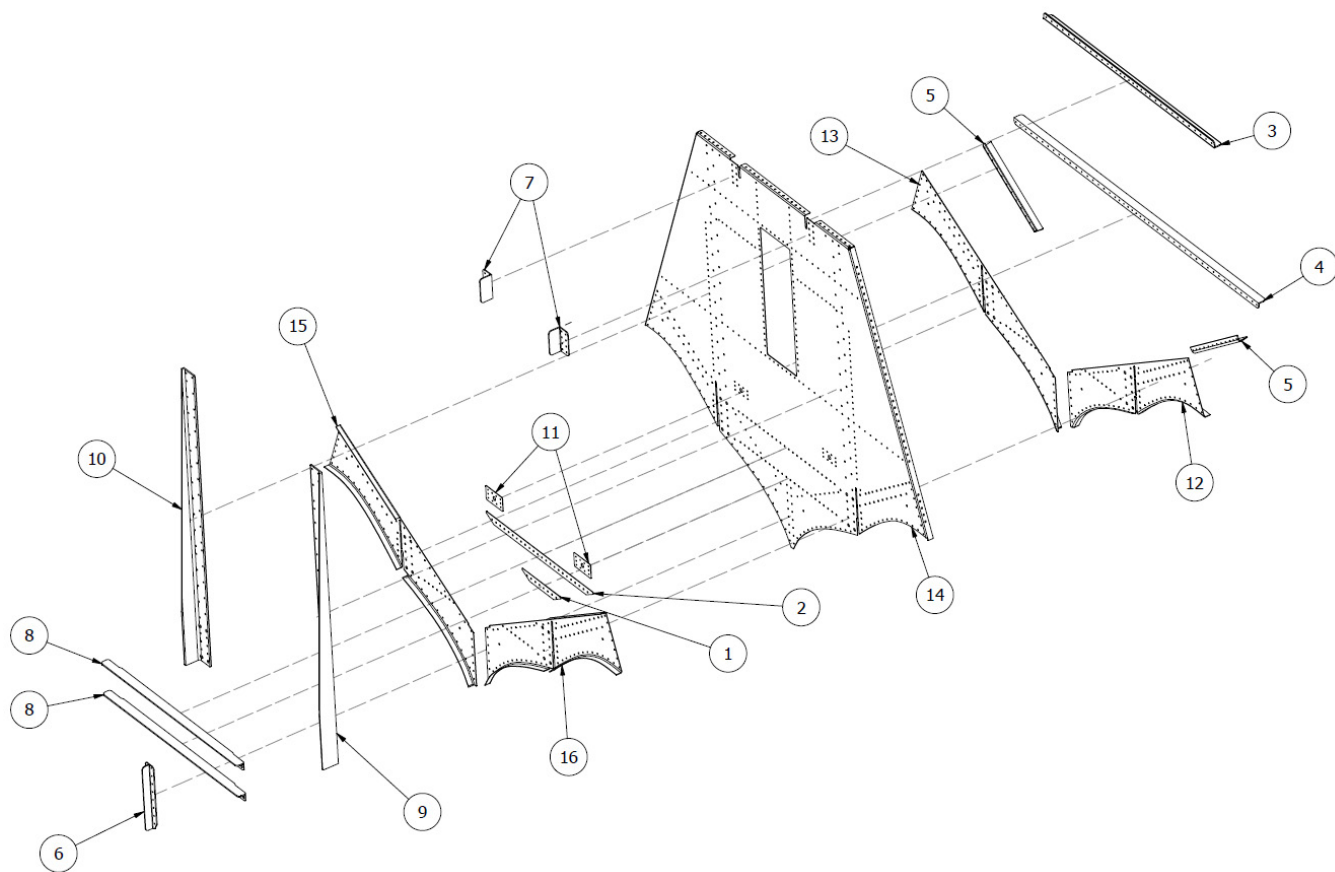
ITEM	QTY	PART NO.	PART DESCRIPTION
-	1	1011295	ASSEMBLY, BULKHEAD, 15, 13000 STRAIGHT
1	2	13A01359-133	ANGLE, SISTER KEEL ATTACH
2	1	13A01381-008	STIFFENER, CENTER, BH #7, 10, 12, 13, & 15
3	2	1001587	FLUTE, BH #12, AFT LT
4	2	1001590	FLUTE, BH #12, AFT RT
5	1	1012035	PANEL, CENTER, BULKHEAD, 15
6	1	1012036	PANEL, SIDE, LEFT BH 15, STRAIGHT
7	1	1012037	PANEL, SIDE, RIGHT, BH 15, STRAIGHT

BULKHEAD #16 - SEAPLANE ONLY



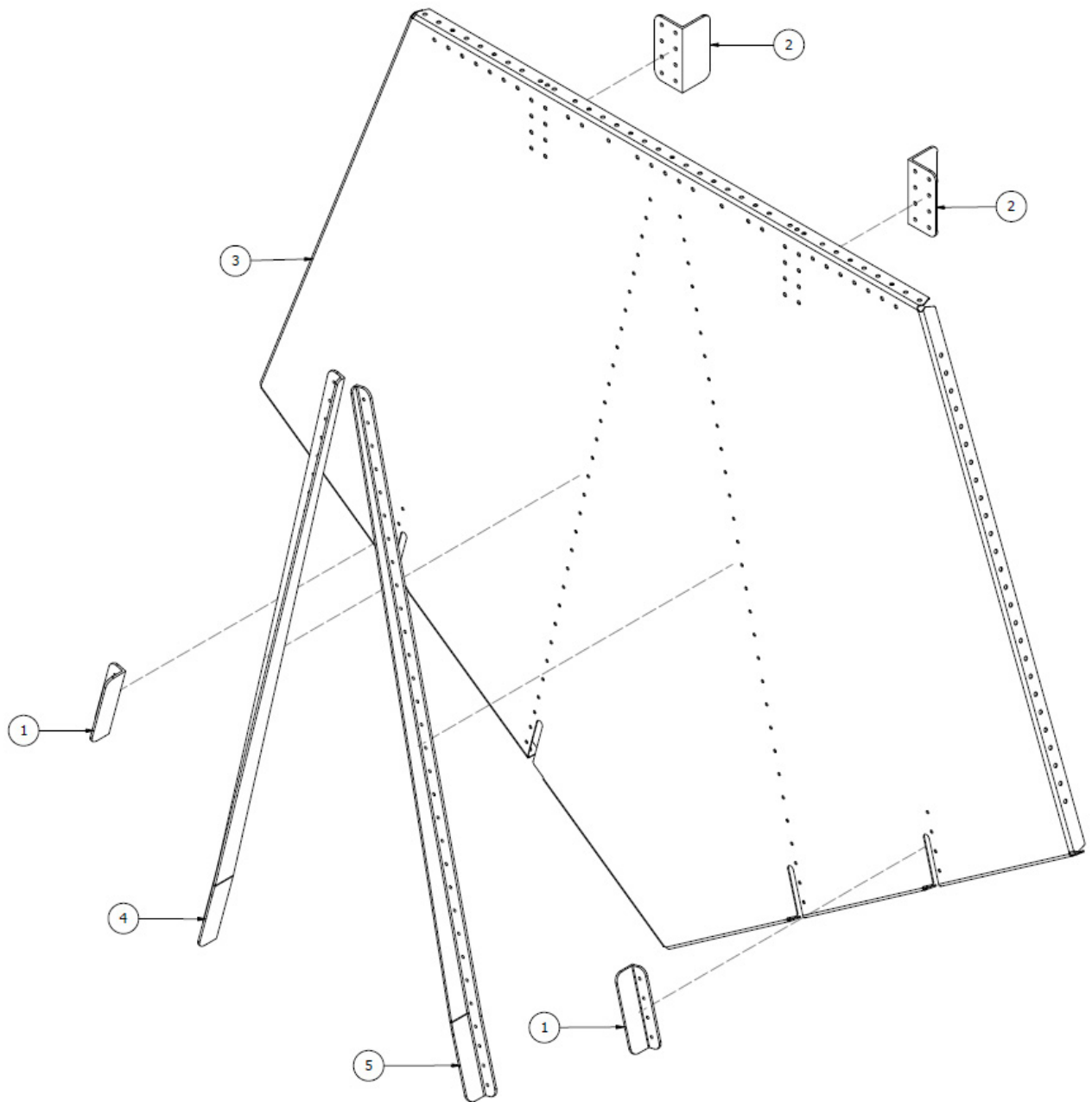
ITEM	QTY	PART NO.	PART DESCRIPTION
-	1	1011293	ASSEMBLY, BULKHEAD, #16, STRAIGHT
1	1	13A01359-151	ANGLE, BH, SISTER KEEL
2	1	13A01359-168	ANGLE, BH SISTER KEEL
3	1	1011725	ANGLE, AFT. ATTACH INNER #16 BULK
4	1	1011726	ANGLE, AFT. ATTACH INNER #16 BULK
5	1	13S01359-253	ANGLE, BULKHEAD, #16, STRAIGHT
6	1	13S01359-254	ANGLE, BULKHEAD, #16, STRAIGHT
7	1	13S01359-255	ANGLE, STIFFENER, BULKHEAD #16, STRAIGHT
8	1	13S01359-256	ANGLE, STIFFENER, BULKHEAD #16, STRAIGHT
9	1	13S01359-259	STIFFENER, BULKHEAD #16, LONG, STR
10	1	13S01359-260	STIFFENER, BULKHEAD #16, LONG, STR
11	1	1011297	PANEL, BULKHEAD 16, STRAIGHT
12	1	1011298	FLUTE, BULKHEAD, LH
13	1	1011299	FLUTE, BULKHEAD, RH
14	1	1011734	FLUTE, BULKHEAD, LH
15	1	1011735	FLUTE, BULKHEAD, RH

BULKHEAD #16 - AMPHIBIAN ONLY FOR WHEEL WELL



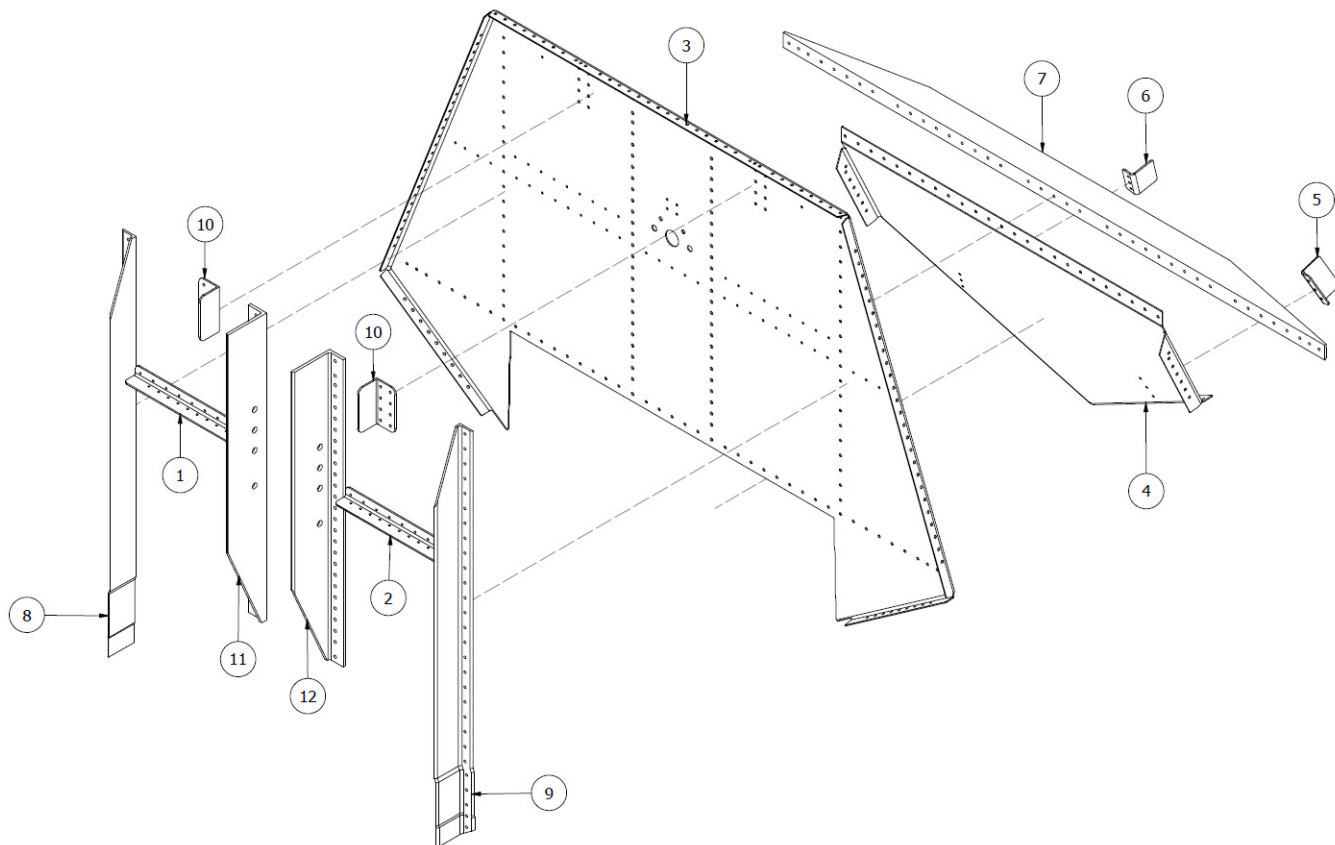
ITEM	QTY	PART NO.	PART DESCRIPTION
-	1	1011219	BULKHEAD, ASSEMBLY, STATION #16
1	1	13A01150-204	SHIM, LOWER, #16 BULKHEAD
2	1	13A01150-205	SHIM, UPPER, #16 BULKHEAD
3	1	13A01359-169	STIFFENER, HOHORIZONTAL, UPPER
4	1	13A01359-170	HORZ. ANGLE BULKHEAD #16
5	2	13A01359-179	ANGLE, BULKHEAD #16
6	1	13A01381-005	STIFFENER, BULKHEAD #16, CENTER
7	2	13A01382-003	CLEAT, TOP DECK RAIL
8	2	13A01427-016	ANGLE -TRUNION HORIZ STIFFENER, BULKHEAD #16
9	1	13A01428-001	ANGLE, TRUNION SUPPORT, LH
10	1	13A01428-002	ANGLE, TRUNION SUPPORT, RH
11	2	1001380	BRAKE LINE DOUBLER
12	1	1011254	FLUTE, BULKHEAD, #16
13	1	1011255	FLUTE, BULKHEAD, #16
14	1	1011256	BODY, BULKHEAD #16, 13000
15	1	1011264	FLUTE, BULKHEAD, #16
16	1	1011265	FLUTE, BULKHEAD, #16

BULKHEAD #17 - SEAPLANE ONLY



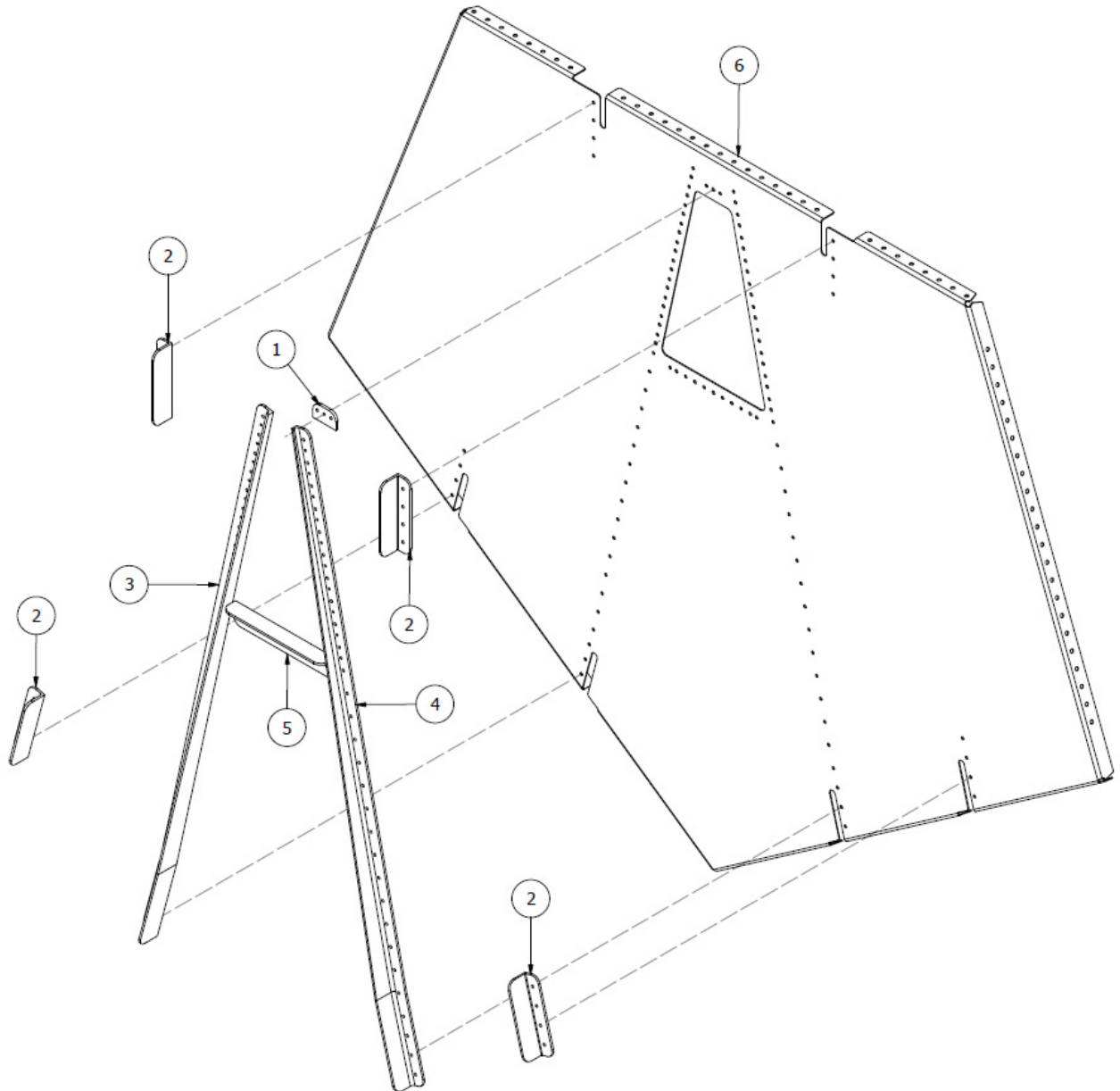
ITEM	QTY	PART NO.	PART DESCRIPTION
-	1	1011294	ASSEMBLY, BULKHEAD #17, STRAIGHT
1	2	13A01359-124	ANGLE, TOP RAIL ATTACH
2	2	13A01382-003	CLEAT, TOP DECK RAIL
3	1	1011296	PANEL, BULKHEAD #17, STRAIGHT
4	1	1011736	ANGLE, #17 BULKHEAD, STRAIGHT
5	1	1011737	ANGLE, #17 BULKHEAD, STRAIGHT

BULKHEAD #17 - AMPHIBIAN ONLY FOR WHEEL WELL



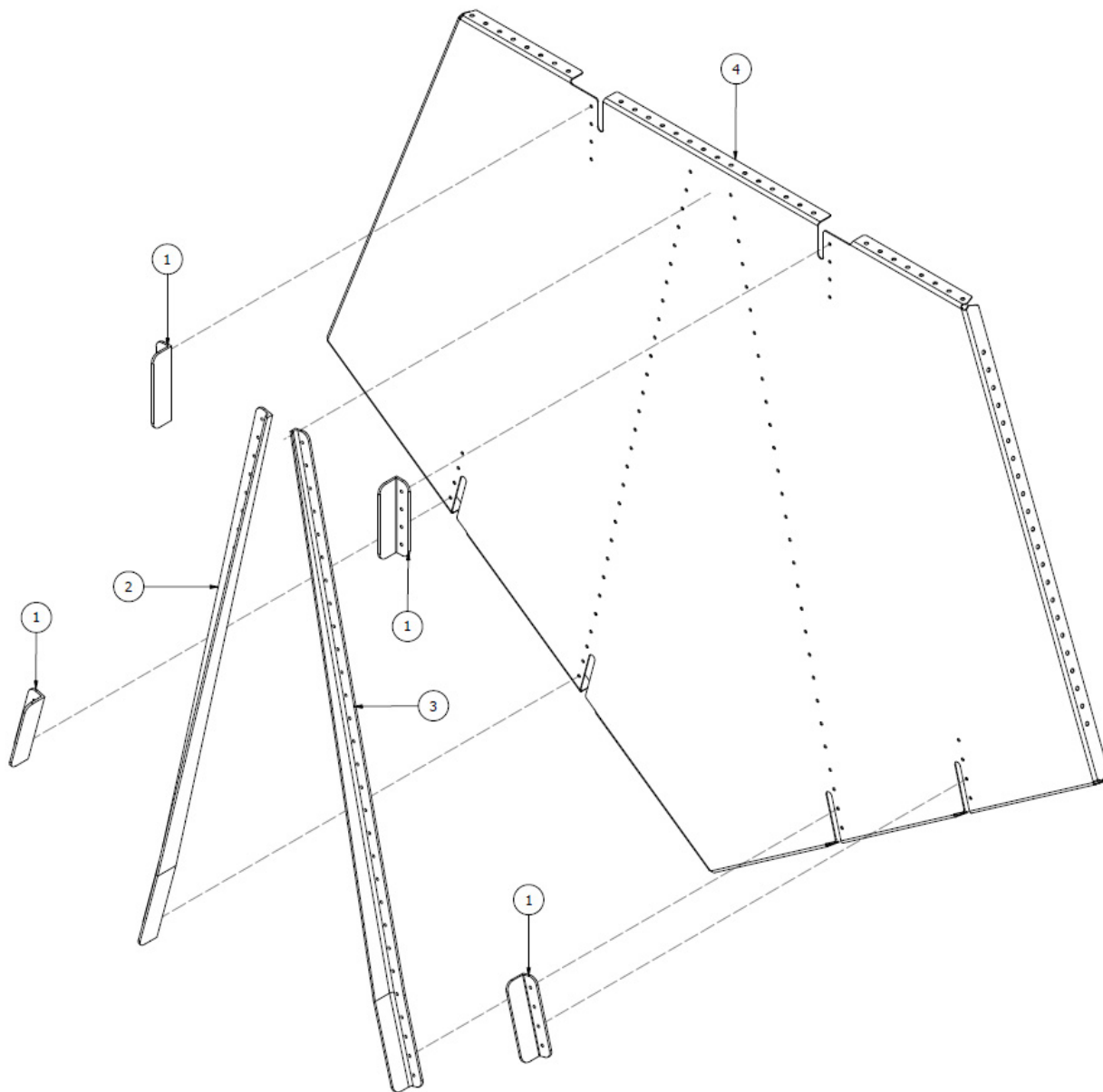
ITEM	QTY	PART NO.	PART DESCRIPTION
-	1	1011220	ASSEMBLY, BULKHEAD, #17
1	1	1011248	ANGLE, ATTACH, BULKHEAD, #17
2	1	1011249	ANGLE, ATTACH, BULKHEAD, #17
3	1	1011261	PANEL, MAIN #17
4	1	1011262	PANEL, LOWER, #17 BULKHEAD
5	1	13A01155-064	ANGLE, SISTER KEEL ATTACH
6	1	13A01155-065	ANGLE, SISTER KEEL ATTACH
7	1	13A01357-045	ANGLE, HORIZ. BULKHEAD #17
8	1	13A01357-046	ANGLE, CARRY THRU ATTACH RH. BULKHEAD #17
9	1	13A01357-047	ANGLE, CARRY THRU ATTACH LH. BULKHEAD #17
10	2	13A01382-003	CLEAT, TOP DECK RAIL
11	1	13A01426-006	ANGLE, SLIDE TUBE, ATTACH, BULKHEAD #17, RH
12	1	13A01426-007	ANGLE, SLIDE TUBE, ATTACH, BULKHEAD #17, LH

BULKHEAD #18 - AMPHIBIAN ONLY



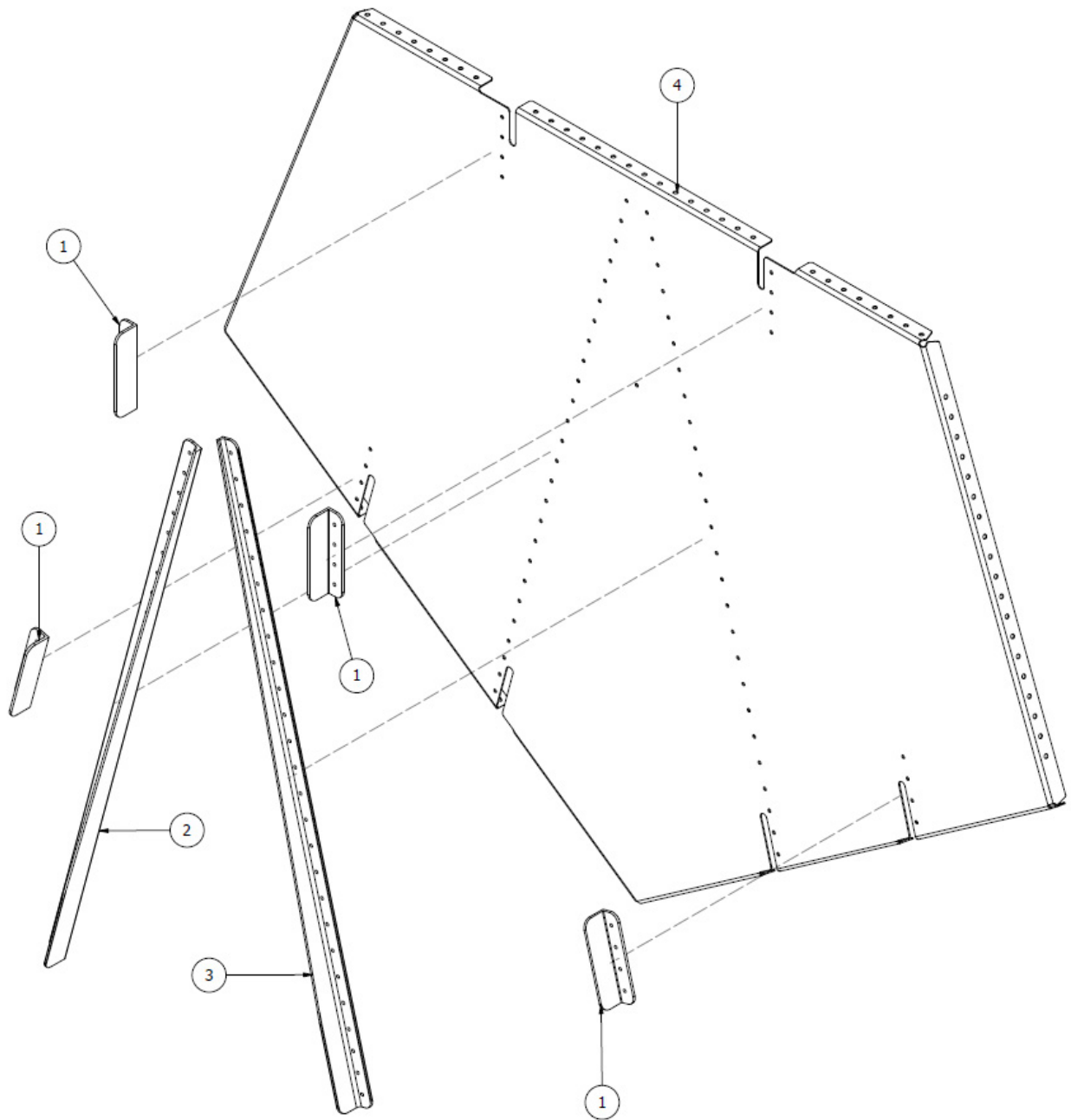
ITEM	QTY	PART NO.	PART DESCRIPTION
-	1	1011223	ASSEMBLY, BULKHEAD, #18
1	1	13A01160-012	DOUBLER - COVER ATTACH
2	4	13A01359-124	ANGLE, TOP RAIL ATTACH
3	1	13A01359-135	ANGLE, STIFENER, BULK 18, RIGHT
4	1	13A01359-136	ANGLE, STIFFENER, BULK 18, LEFT
5	1	13A01359-166	ANGLE, COVER, BULK 18
6	1	1011263	PANEL, BULKHEAD #18

BULKHEAD #18 - SEAPLANE ONLY



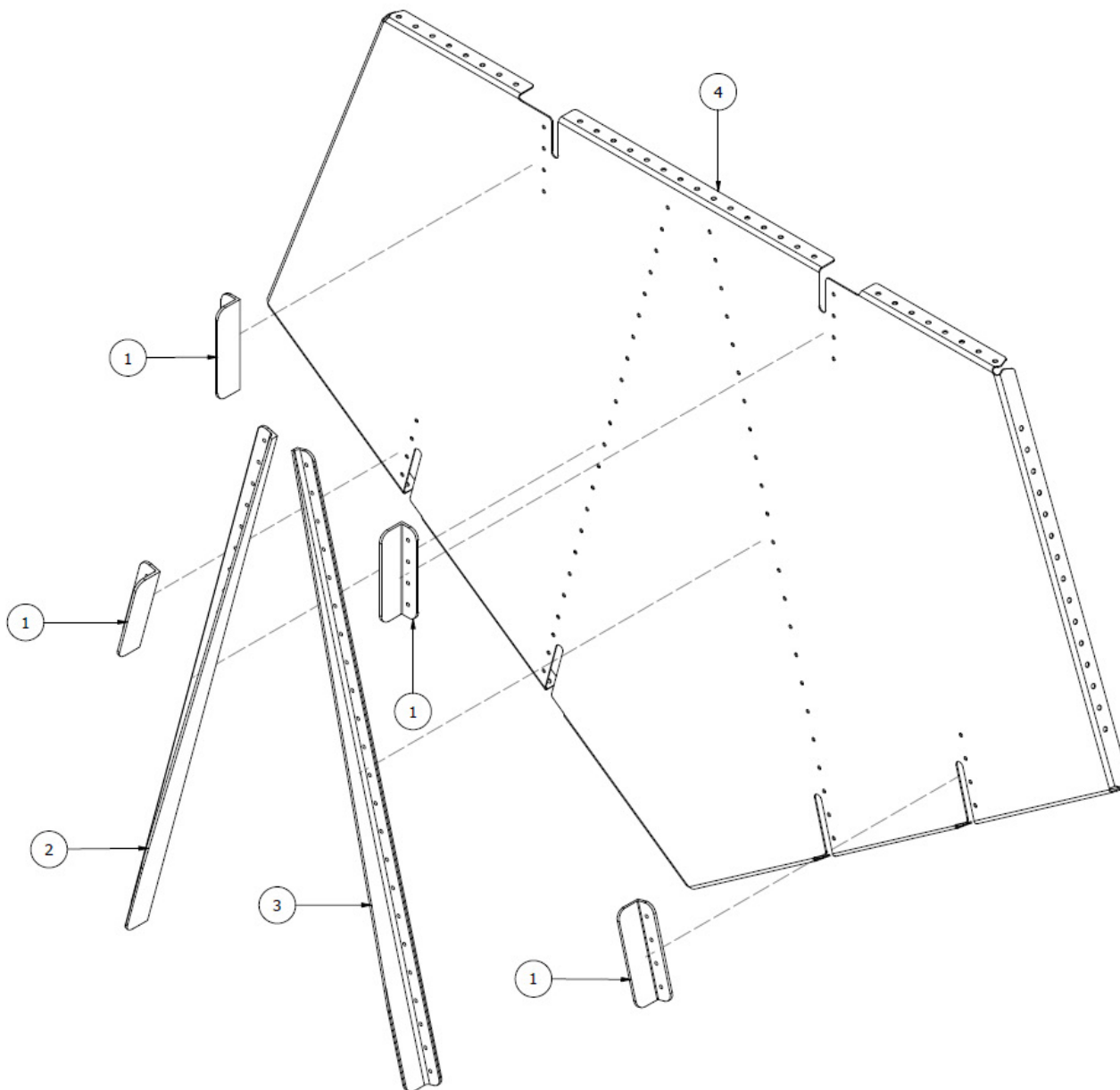
ITEM	QTY	PART NO.	PART DESCRIPTION
-	1	1011300	ASSEMBLY, BULKHEAD, # 18, STRAIGHT
1	4	13A01359-124	ANGLE, TOP RAIL ATTACH
2	1	1011727	ANGLE, STIFENER, BULK 18, STR., RIGHT
3	1	1011728	ANGLE, STIFFENER, BULK 18, STR., LEFT
4	1	1011729	PANEL, BULKHEAD #18, STRAIGHT

BULKHEAD #19



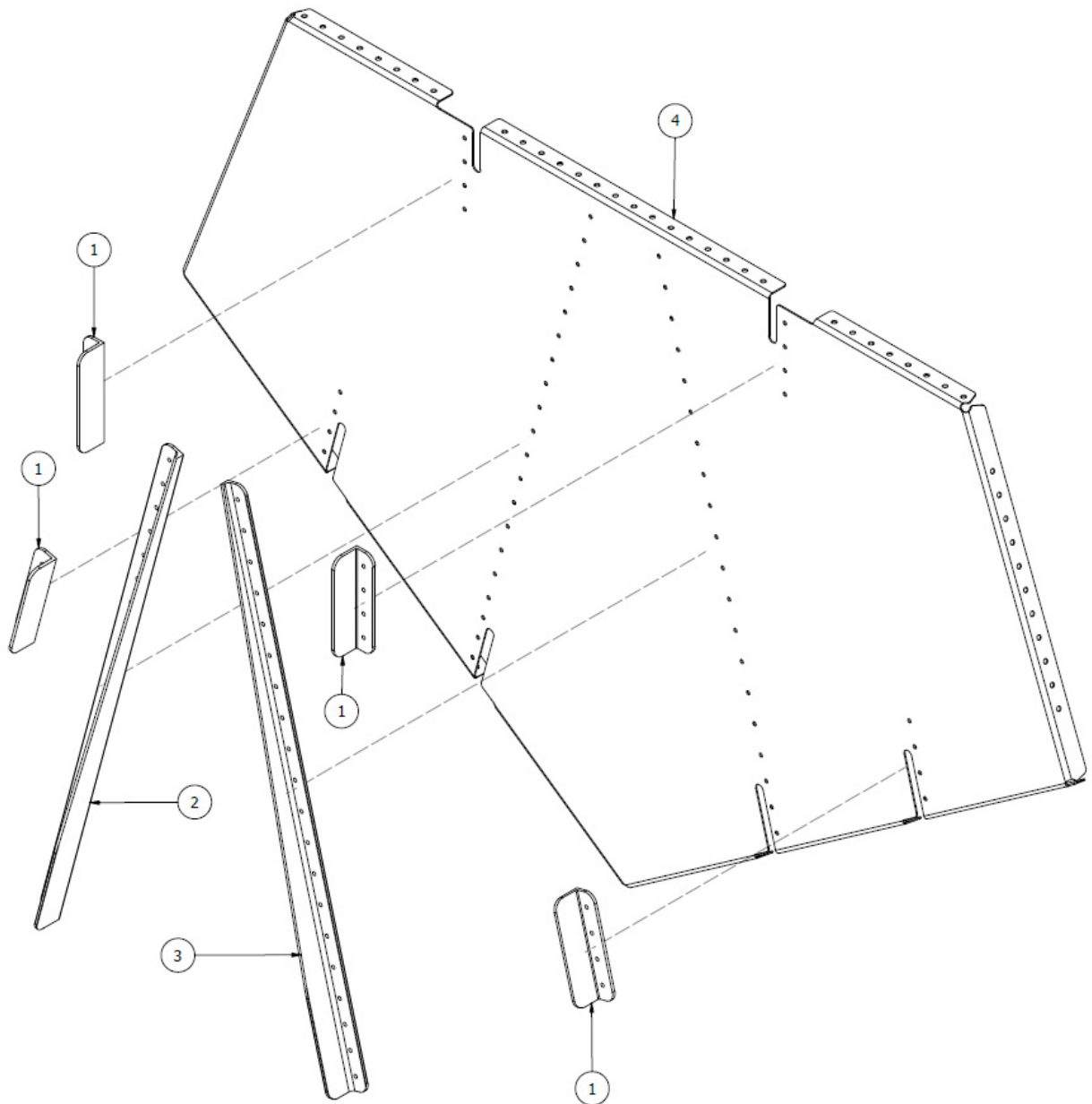
ITEM	QTY	PART NO.	PART DESCRIPTION
-	1	1011224	ASSEMBLY, BULKHEAD, #19
1	4	13A01359-124	ANGLE, TOP RAIL ATTACH
2	1	13A01359-137	ANGLE, STIFFENER, #19 BULKHEAD, LH
3	1	13A01359-138	ANGLE, STIFFENER, #19 BULKHEAD, RH
4	1	1011281	BULKHEAD #19

BULKHEAD #20



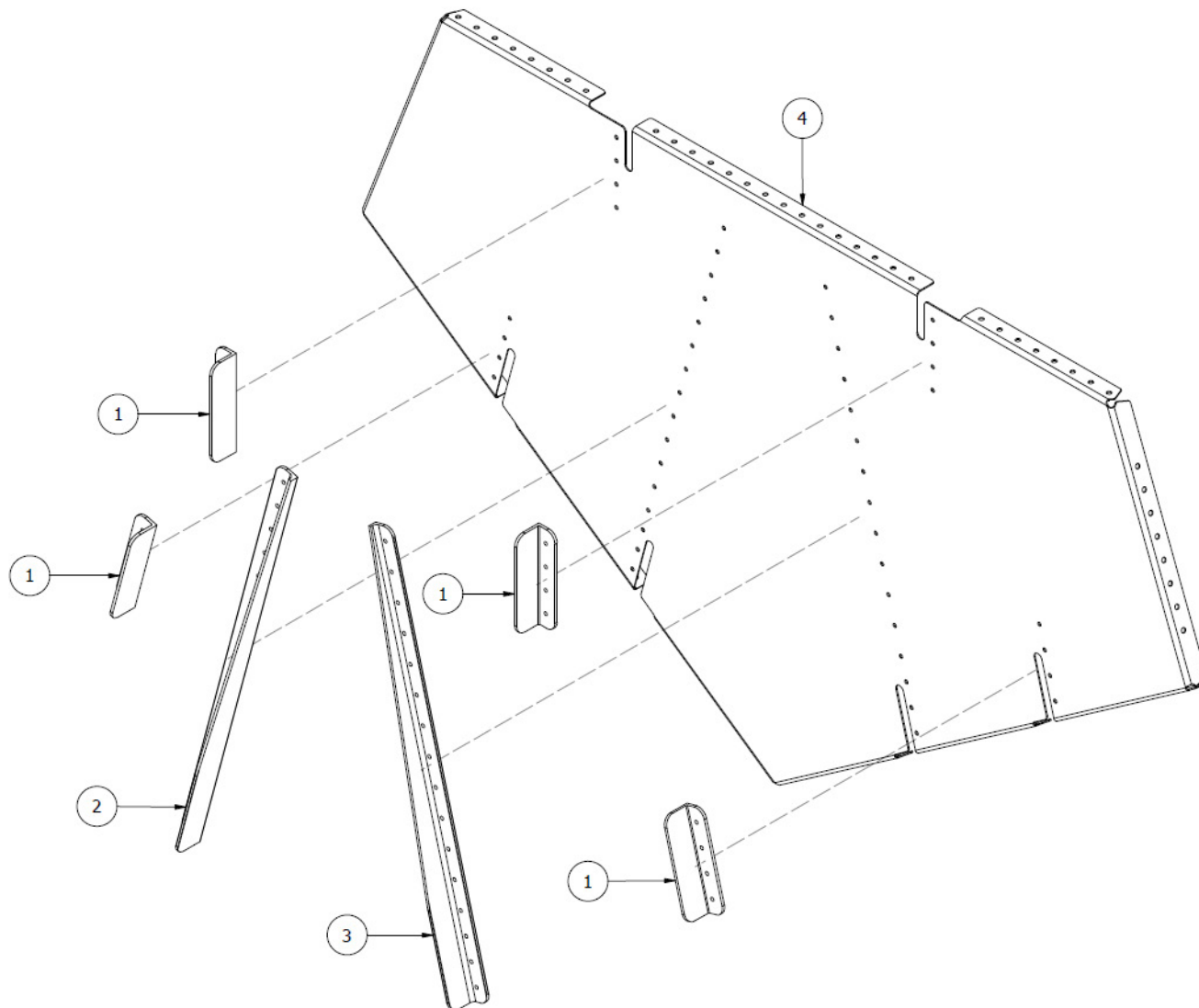
ITEM	QTY	PART NO.	PART DESCRIPTION
-	1	1011225	ASSEMBLY, BULKHEAD. #20
1	4	13A01359-124	ANGLE, TOP RAIL ATTACH
2	1	13A01359-139	ANGLE, STIFFENER, #20 BULKHEAD, LEFT
3	1	13A01359-140	ANGLE, STIFFENER, #20 BULKHEAD, RIGHT
4	1	1011282	PANEL, BULKHEAD #20

BULKHEAD #21



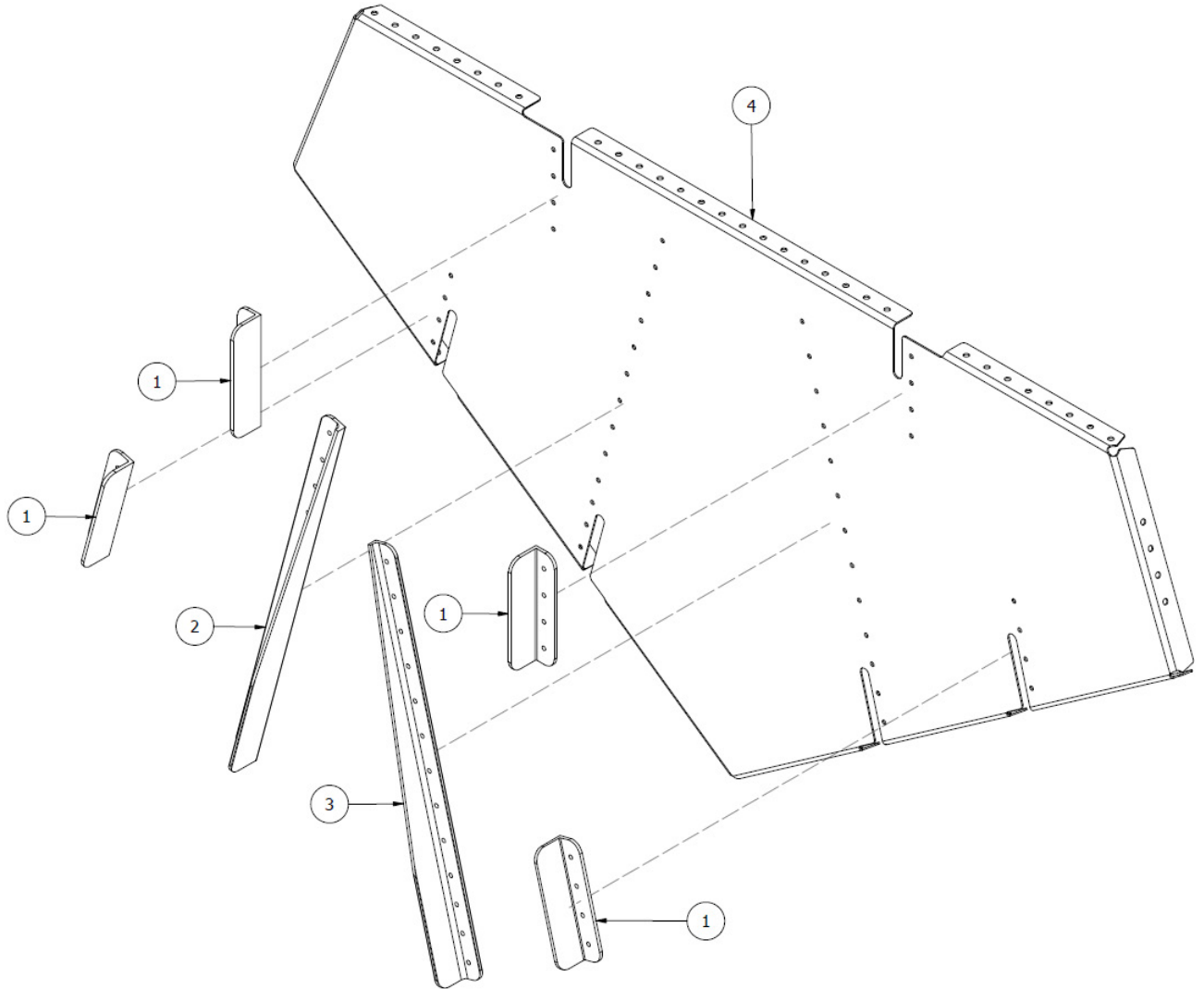
ITEM	QTY	PART NO.	PART DESCRIPTION
-	1	1011226	ASSEMBLY, BULKHEAD, #21
1	4	13A01359-124	ANGLE, TOP RAIL ATTACH
2	1	13A01359-143	ANGLE, STIFFENER, #21 BULKHEAD, LH
3	1	13A01359-144	ANGLE, STIFFENER, #21 BULKHEAD, RH
4	1	1011283	PANEL, BULKHEAD 21

BULKHEAD #22



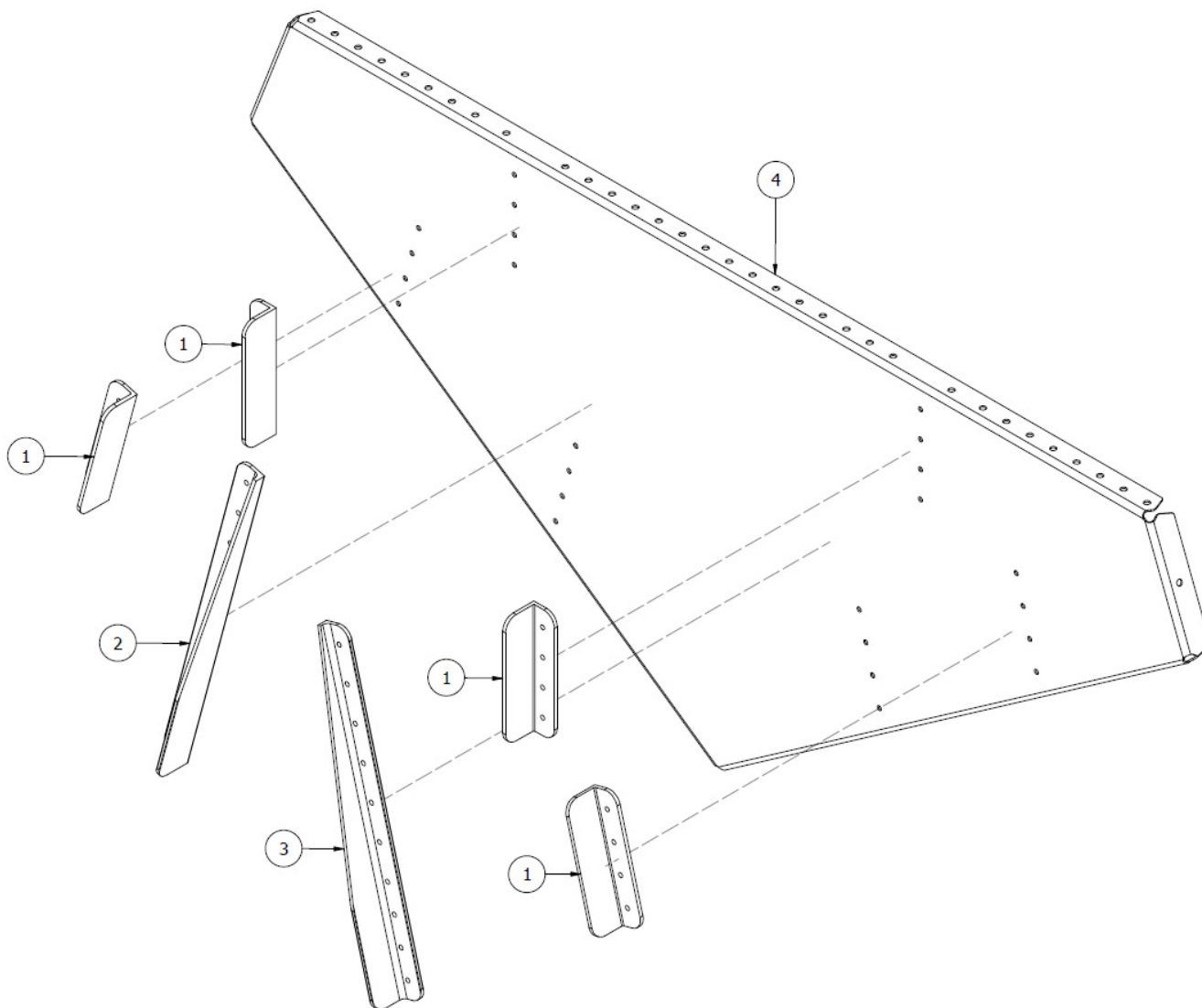
ITEM	QTY	PART NO.	PART DESCRIPTION
-	1	1011227	ASSEMBLY, BULKHEAD #22
1	4	13A01359-124	ANGLE, TOP RAIL ATTACH
2	1	13A01359-145	ANGLE, STIFFENER, #22 BULKHEAD, LH
3	1	13A01359-146	ANGLE, STIFFENER, #22 BULKHEAD, RH
4	1	1011290	PANEL, BULKHEAD 22

BULKHEAD #23



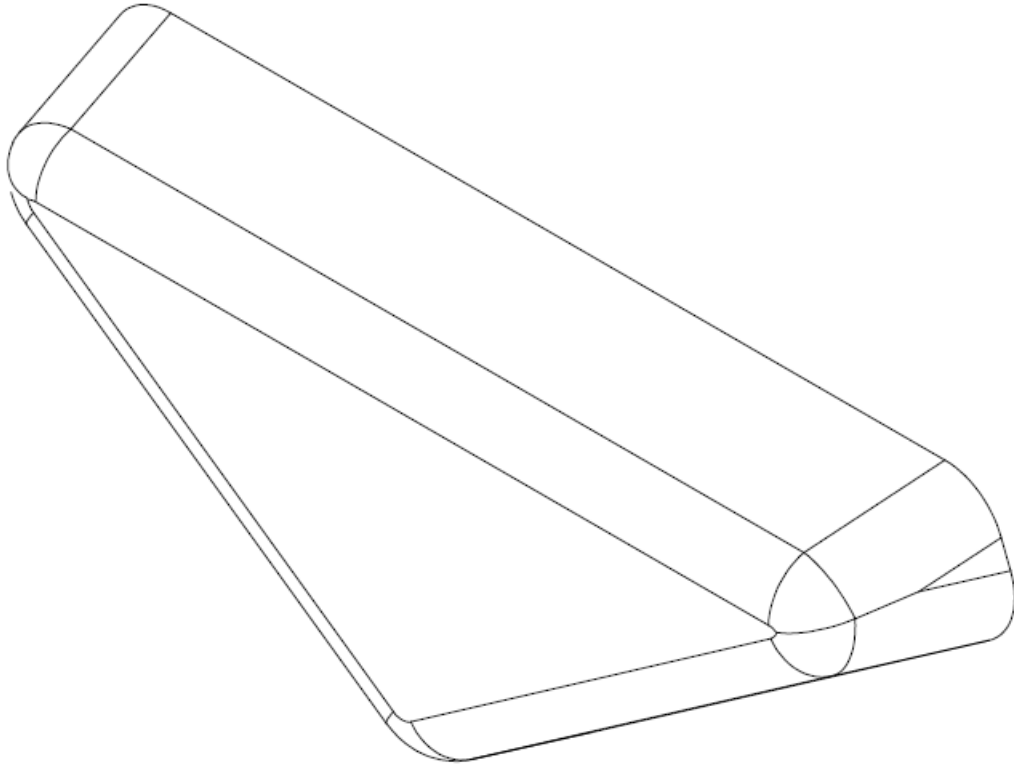
ITEM	QTY	PART NO.	PART DESCRIPTION
-	1	1011228	ASSEMBLY, BULKHEAD, #23
1	4	13A01359-124	ANGLE, TOP RAIL ATTACH
2	1	13A01359-147	ANGLE, STIFFENER, #23 BULKHEAD, LH
3	1	13A01359-148	ANGLE, STIFFENER, #23 BULKHEAD, RH
4	1	1011291	PANEL, BULKHEAD, 23

BULKHEAD #24



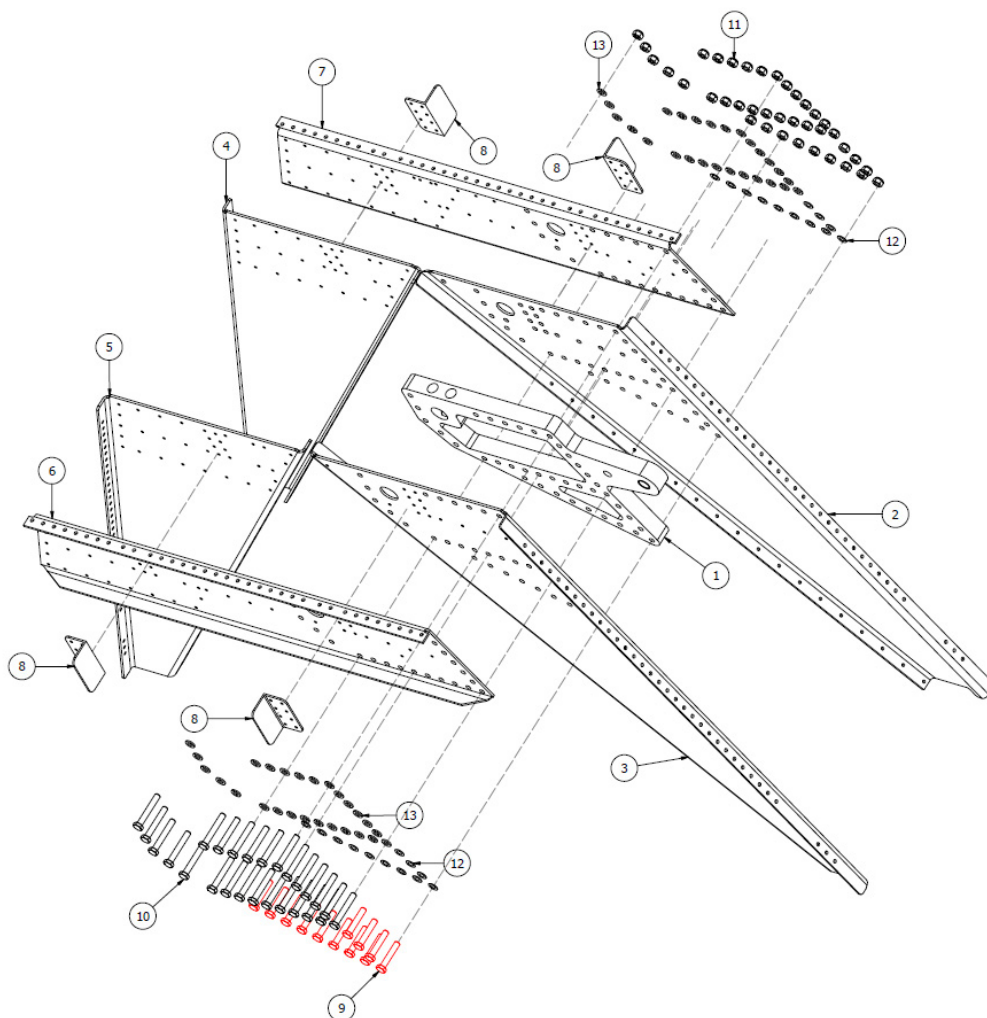
ITEM	QTY	PART NO.	PART DESCRIPTION
-	1	1011229	ASSEMBLY, BULKHEAD, #24
1	4	13A01359-124	ANGLE, TOP RAIL ATTACH
2	1	13A01359-149	ANGLE, STIFFENER, #24 BULKHEAD, LH
3	1	13A01359-150	ANGLE, STIFFENER, #24 BULKHEAD, RH
4	1	1011292	PANEL, BULKHEAD, #24

BULKHEAD TAIL BUMPER



ITEM	QTY	PART NO.	PART DESCRIPTION
-	1	13A01734-001	BUMPER-AFT-FLOAT

MAIN STRUT PANEL ASSEMBLY



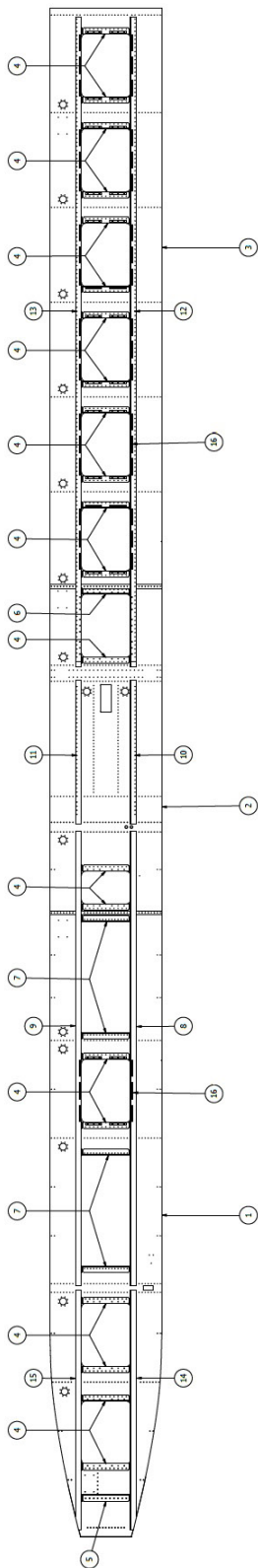
ITEM	QTY	PART NO.	PART DESCRIPTION
-	1	1011230	ASSEMBLY, PANEL, MAIN STRUT
1	1	1009850	ASSY, FITTING, MAIN STRUT, FLOAT
2	1	1011277	PANEL, MAIN STRUT, INBOARD
3	1	1011278	PANEL, MAIN STRUT, INBOARD
4	1	1011279	PANEL, MAIN STRUT, OUTBOARD
5	1	1011280	PANEL, MAIN STRUT, OUTBOARD
6	1	1012013	PANEL, MAIN STRUT
7	1	1012014	PANEL, MAIN STRUT
8	4	13A01382-003	CLEAT, TOP DECK RAIL
9	12	AN5-15A	BOLT, 5/16-24, 1.1875 GRIP, UNDRILLED, STEEL
10	26	AN5-20A	BOLT, 5/16-24, 1.5625 GRIP, UNDRILLED, STEEL
11	38	MS21044N5	NUT, LOCKING, REGULAR HEIGHT, 5/16-24 UNF
12	24	NAS1149D0516J	WASHER, 0.328 ID, 0.016 THK, ALUMINUM
13	52	NAS1149D0563J	WASHER, 0.328 ID, 0.063 THK, ALUMINUM

SECTION 2 TOP DECK ASSEMBLY

CONTENTS

TOP DECK WITH BAGGAGE - AMPHIBIAN LEFT FLOAT S/N 13319 & 13320 AND LATER	50
TOP DECK WITH BAGGAGE - AMPHIBIAN RIGHT FLOAT S/N 13319 & 13320 AND LATER.....	52
TOP DECK WITH BAGGAGE - AMPHIBIAN FLOAT S/N 13301 - 13318	54
TOP DECK WITH BAGGAGE - AMPHIBIAN FLOAT S/N 13251 - 13300	56
TOP DECK NO BAGGAGE - AMPHIBIAN FLOAT S/N 13250 AND PRIOR.....	58
TOP DECK WITH BAGGAGE - SEAPLANE LEFT FLOAT S/N 13319 & 13320 AND LATER	60
TOP DECK WITH BAGGAGE - SEAPLANE RIGHT FLOAT S/N 13319 & 13320 AND LATER	62
TOP DECK WITH BAGGAGE - SEAPLANE FLOAT S/N 13301 - 13318	64
TOP DECK NO BAGGAGE - SEAPLANE FLOAT S/N 13067 - 13300	66
BAGGAGE COMPARTMENTS.....	68
BAGGAGE DOOR ASSEMBLY	69

TOP DECK WITH BAGGAGE - AMPHIBIAN LEFT FLOAT S/N 13319 & 13320 AND LATER

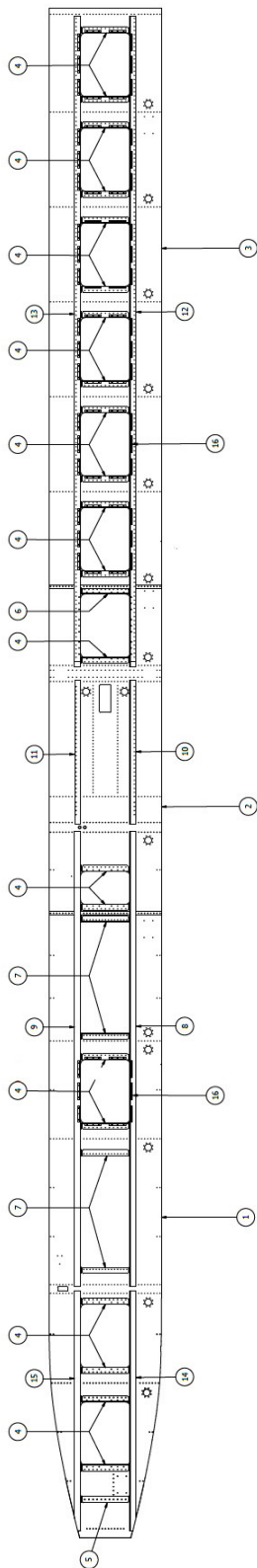


PARTS MANUAL
13000 FLOATS ON DEHAVILLAND DHC-6 TWIN OTTER

ITEM	QTY	PART NO.	PART DESCRIPTION
-	1	1011723	ASSEMBLY, TOP SKIN, LH, BAGGAGE MOD, 13000
1	1	1011200	SKIN, TOP, FWD, LEFT, BAGGAGE DOOR
2	1	1011286	SKIN, TOP CENTER, LH
3	1	1011288	SKIN, AFT, TOP, LF, 13000
4	21	1012317-01	CROSS TIE, TOP DECK
5	1	1012317-04	CROSS TIE, TOP DECK
6	1	1012317-07	CROSS TIE, TOP DECK
7	4	1012317-08	CROSS TIE, TOP DECK
8	1	13A01382-008	RAIL, TOPSKIN, MID, FWD, RIGHT
9	1	13A01382-009	RAIL, TOPSKIN, MID, FWD, LEFT
10	1	13A01382-010	RAIL, TOPSKIN, MID, AFT, RIGHT
11	1	13A01382-011	RAIL, TOPSKIN, MID, AFT, LEFT
12	1	13A01382-012	RAIL, TOPSKIN, MID, AFT, LEFT
13	1	13A01382-013	RAIL, TOPSKIN, AFT, LEFT
14	1	13A01382-014	RAIL, TOPSKIN, FWD, RIGHT
15	1	13A01382-015	RAIL, TOPSKIN, FWD, LEFT
16	70	1002481	TINNERMAN, ACCESS COVER
17	1	13A01000-210	(NOT SHOWN) ASSEMBLY, COVER, INSPECTION, SMALL (NOT IN ASSEMBLY 1011723)
18	10	13A01000-211	(NOT SHOWN) ASSEMBLY, COVER, INSPECTION, LARGE (NOT IN ASSEMBLY 1011723)
19	4	13A01233-001	(NOT SHOWN) CLEAT (NOT IN ASSEMBLY 1011723)
20	1	13A01374-001	(NOT SHOWN) CHANNEL - DRAG STRUT ATTACH (NOT IN ASSEMBLY 1011723)
21	A/R	8 X 3/4	(NOT SHOWN) SCREW, PHILLIPS TYPE A FLAT HEAD 82 DEGREE FASTENERS

TOP DECK WITH BAGGAGE - AMPHIBIAN RIGHT FLOAT

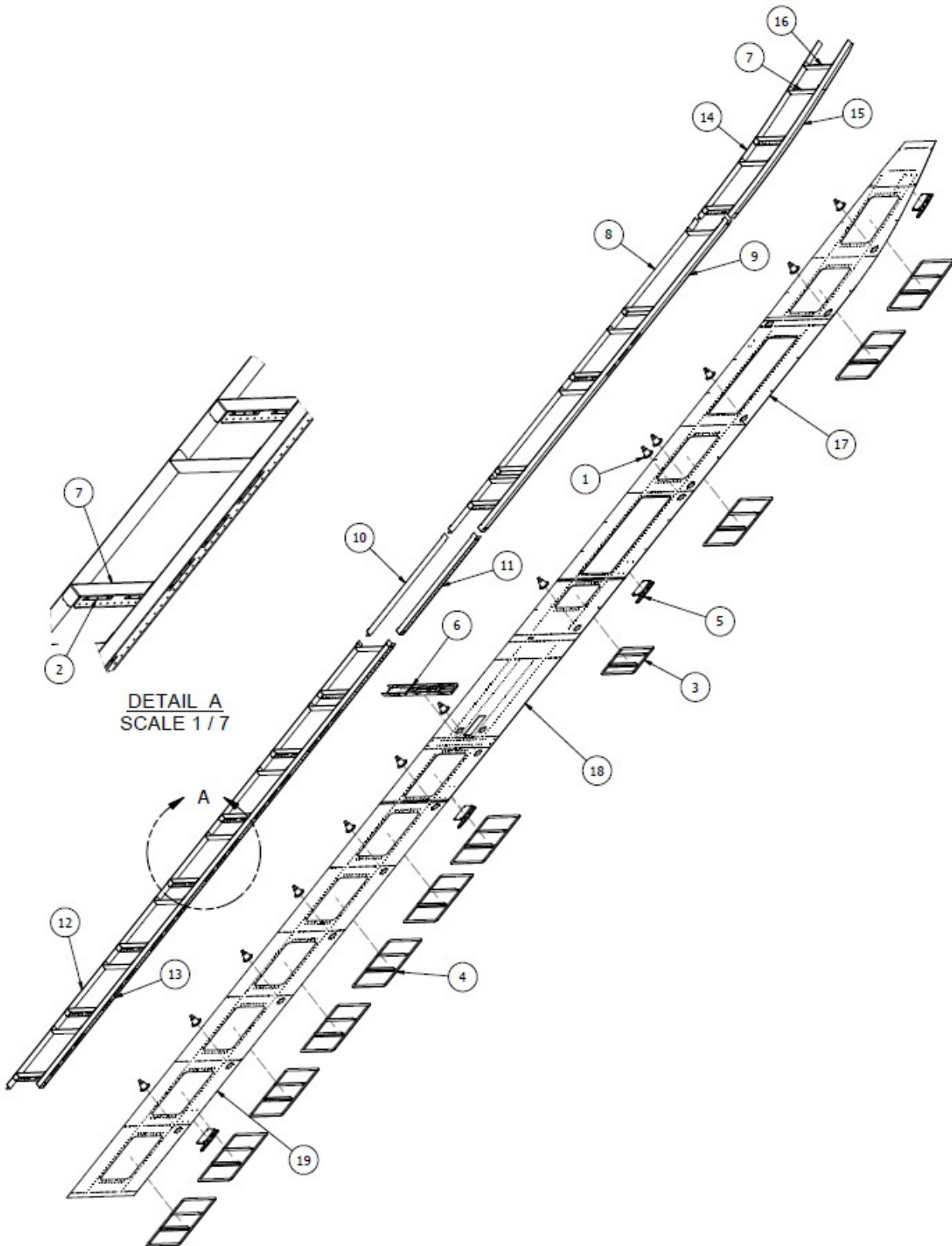
S/N 13319 & 13320 AND LATER



PARTS MANUAL
13000 FLOATS ON DEHAVILLAND DHC-6 TWIN OTTER

ITEM	QTY	PART NO.	PART DESCRIPTION
-	1	1011724	ASSEMBLY, TOP SKIN, RH, BAGGAGE MOD, 13000
1	1	1011201	SKIN, TOP, FWD, RIGHT, BAGGAGE DOOR
2	1	1011287	SKIN, TOP CENTER, RH
3	1	1011289	SKIN, AFT, TOP, RF, 13000
4	21	1012317-01	CROSS TIE, TOP DECK
5	1	1012317-04	CROSS TIE, TOP DECK
6	1	1012317-07	CROSS TIE, TOP DECK
7	4	1012317-08	CROSS TIE, TOP DECK
8	1	13A01382-008	RAIL, TOPSKIN, MID, FWD, RIGHT
9	1	13A01382-009	RAIL, TOPSKIN, MID, FWD, LEFT
10	1	13A01382-010	RAIL, TOPSKIN, MID, AFT, RIGHT
11	1	13A01382-011	RAIL, TOPSKIN, MID, AFT, LEFT
12	1	13A01382-012	RAIL, TOPSKIN, AFT, RIGHT
13	1	13A01382-013	RAIL, TOPSKIN, AFT, LEFT
14	1	13A01382-014	RAIL, TOPSKIN, FWD, RIGHT
15	1	13A01382-015	RAIL, TOPSKIN, FWD, LEFT
16	70	1002481	TINNERMAN, WITH TAPE
17	1	13A01000-210	(NOT SHOWN) ASSEMBLY, COVER, INSPECTION, SMALL (NOT IN ASSEMBLY 1011724)
18	10	13A01000-211	(NOT SHOWN) ASSEMBLY, COVER, INSPECTION, LARGE (NOT IN ASSEMBLY 1011724)
19	4	13A01233-001	(NOT SHOWN) CLEAT (NOT IN ASSEMBLY 1011724)
20	1	13A01374-001	(NOT SHOWN) CHANNEL - DRAG STRUT ATTACH (NOT IN ASSEMBLY 1011724)
21	A/R	8 X 3/4	(NOT SHOWN) SCREW, PHILLIPS TYPE A FLAT HEAD 82 DEGREE FASTENERS

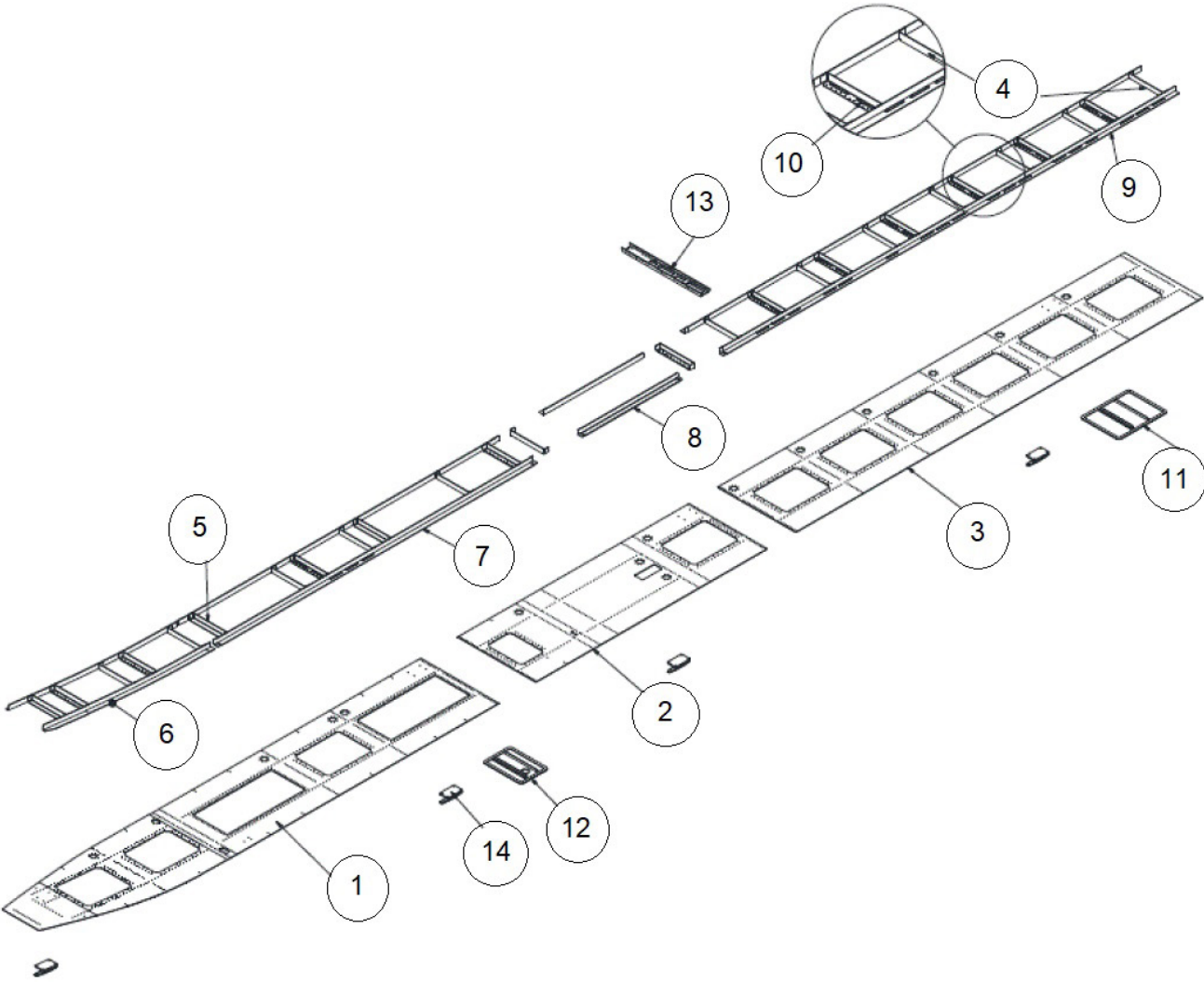
TOP DECK WITH BAGGAGE - AMPHIBIAN FLOAT S/N 13301 - 13318



PARTS MANUAL
13000 FLOATS ON DEHAVILLAND DHC-6 TWIN OTTER

ITEM	QTY	PART NO.	PART DESCRIPTION
1	13	1011004	ASSEMBLY, CUP, PUMPOUT, DUCKBILL
2	70	1002481	TINNERMAN, ACCESS COVER
3	1	13A01000-210	ASSEMBLY, COVER, INSPECTION, SMALL
4	10	13A01000-211	ASSEMBLY, COVER, INSPECTION, LARGE
5	4	13A01233-001	CLEAT
6	1	13A01374-001	CHANNEL, DRAG STRUT ATTACH
7	22	1012317	ANGLE, TOP SKIN CROSS TIE (13A01382-006 DISCONTINUED)
8	1	13A01382-008	RAIL, TOPSKIN, MID, FWD, RIGHT
9	1	13A01382-009	RAIL, TOPSKIN, MID, FWD, LEFT
10	1	13A01382-010	RAIL, TOPSKIN, MID, AFT, RIGHT
11	1	13A01382-011	RAIL, TOPSKIN, MID, AFT, LEFT
12	1	13A01382-012	RAIL, TOPSKIN, MID, AFT, LEFT
13	1	13A01382-013	RAIL, TOPSKIN, AFT, LEFT
14	1	13A01382-014	RAIL, TOPSKIN, FWD
15	1	13A01382-015	RAIL, TOPSKIN, FWD
16	5	1012317	ANGLE, TOP SKIN CROSS TIE (1003425 DISCONTINUED)
17	1	1011200	SKIN, TOP, FWD, LEFT, BAGGAGE DOOR
18	1	1011286	SKIN, TOP CENTER, LH
19	1	1011288	SKIN, AFT, TOP, LEFT
20	A/R	8 X 3/4	(NOT SHOWN) SCREW, PHILLIPS TYPE A FLAT HEAD 82 DEGREE FASTENERS

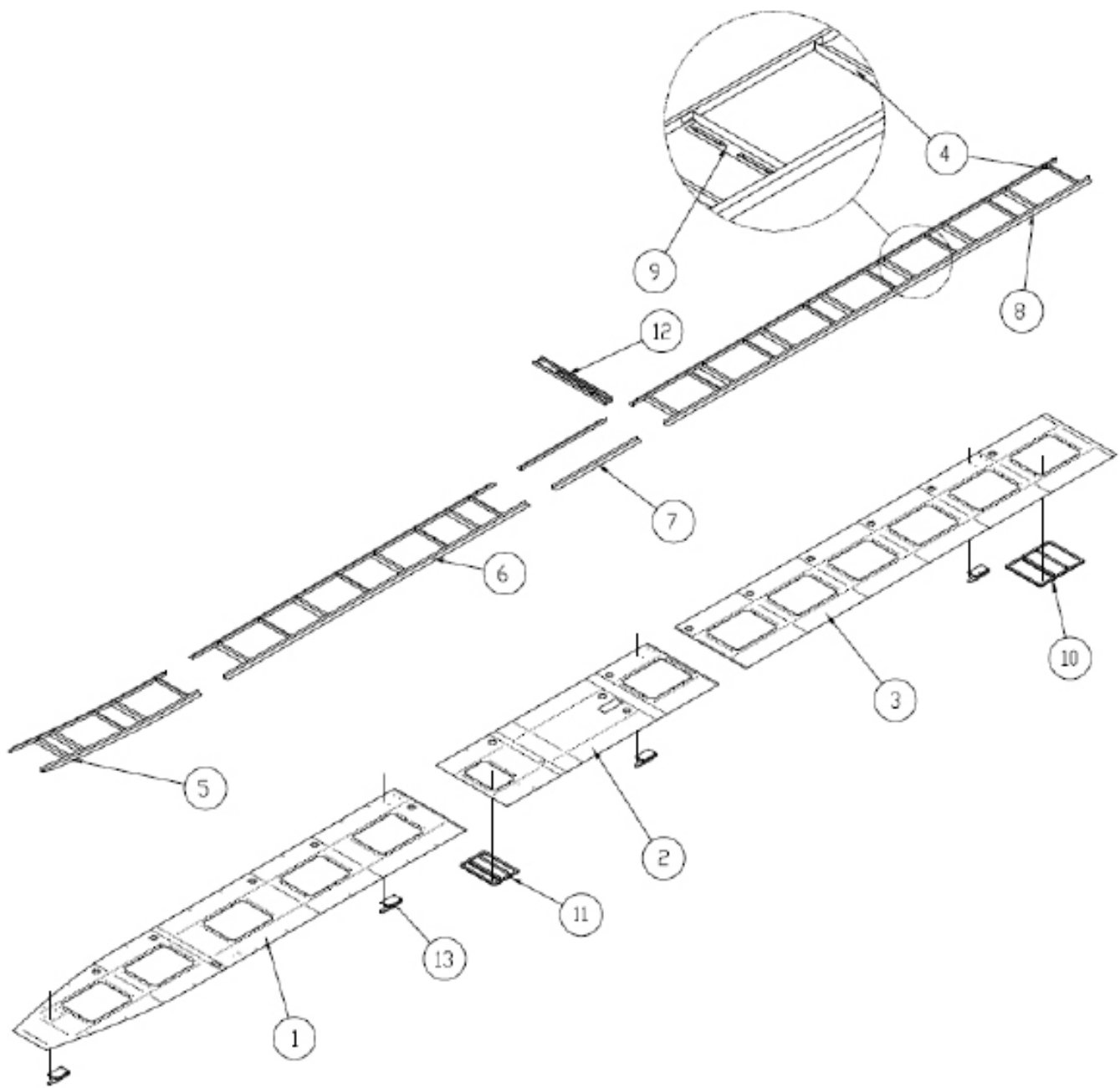
TOP DECK WITH BAGGAGE - AMPHIBIAN FLOAT S/N 13251 - 13300



PARTS MANUAL
13000 FLOATS ON DEHAVILLAND DHC-6 TWIN OTTER

ITEM	QTY	PART NO.	PART DESCRIPTION
-	1	1009866	ASSY TOP SKIN COMPLETE L.
-	1	1009867	ASSY TOP SKIN COMPLETE R.
1	1	1009860	SKIN-TOP-FWD L.
	2	1009861	SKIN-TOP-FWD R.
2	1	13A01163-011	SKIN-TOP-CENTER L.
	1	13A01163-012	SKIN-TOP-CENTER R.
3	1	13A01150-043	SKIN-TOP-AFT L.
	1	13A01150-122	SKIN-TOP-AFT R.
4	26	1012317	ANGLE-CROSS TIE (13A01382-006 DISCONTINUED)
5	5	1012317	ANGLE, TOP SKIN CROSS TIE (1003425 DISCONTINUED)
6	1	13A01382-014	ANGLE TOP FWD R.
	1	13A01382-015	ANGLE TOP FWD L.
7	1	13A01382-008	RAIL, TOPSKIN, MID, FWD, RIGHT
	1	13A01382-009	RAIL, TOPSKIN, MID, FWD, LEFT
8	1	13A01382-010	ANGLE-TOP CENTER R.
	1	13A01382-011	ANGLE-TOP CENTER L.
9	1	13A01382-012	ANGLE-TOP AFT R.
	1	13A01382-013	ANGLE-TOP AFT L.
10	180	1002481	TINNERMAN NUT PLATE WITH TAPE-INSULATOR
11	13	13A01000-211	ASSY-INSP. COVER LARGE
	13	13A01567-010	COVER GASKET
12	1	13A01000-210	ASSY-INSP. COVER SMALL
	1	13A01567-009	COVER GASKET
13	1	13A01374-001	CHANNEL-DRAG STRUT
14	A/R	13A01233-001	BOLLARD-TIE DOWN
15	A/R	8 X 3/4	(NOT SHOWN) SCREW, PHILLIPS TYPE A FLAT HEAD 82 DEGREE FASTENERS

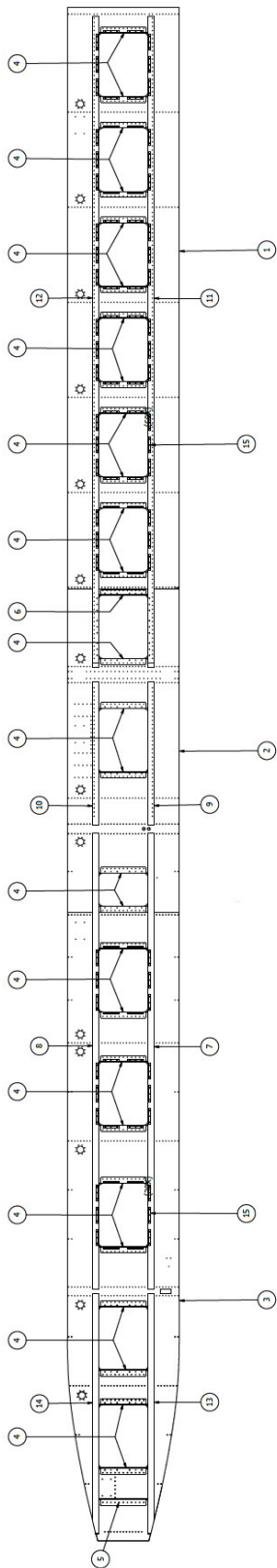
TOP DECK NO BAGGAGE - AMPHIBIAN FLOAT S/N 13250 AND PRIOR



PARTS MANUAL
13000 FLOATS ON DEHAVILLAND DHC-6 TWIN OTTER

ITEM	QTY	PART NO.	PART DESCRIPTION
-	1	13A01000-231	ASSY TOP SKIN COMPLETE L.
-	1	13A01000-246	ASSY TOP SKIN COMPLETE R.
1	1	13A01150-041	SKIN-TOP-FWD L.
	2	13A01150-042	SKIN-TOP-FWD R.
2	1	13A01163-011	SKIN-TOP-CENTER L.
	1	13A01163-012	SKIN-TOP-CENTER R.
3	1	13A01150-043	SKIN-TOP-AFT L.
	1	13A01150-122	SKIN-TOP-AFT R.
4	26	1012317	ANGLE-CROSS TIE (13A01382-006 DISCONTINUED)
5	1	13A01382-014	ANGLE TOP FWD R.
	1	13A01382-015	ANGLE TOP FWD L.
6	1	13A01382-008	RAIL, TOPSKIN, MID, FWD, RIGHT
	1	13A01382-009	RAIL, TOPSKIN, MID, FWD, LEFT
7	1	13A01382-010	ANGLE-TOP CENTER R.
	1	13A01382-011	ANGLE-TOP CENTER L.
8	1	13A01382-012	ANGLE-TOP AFT R.
	1	13A01382-013	ANGLE-TOP AFT L.
9	180	1002481	TINNERMAN NUT PLATE WITH TAPE-INSULATOR
10	12	13A01000-211	ASSY-INSP. COVER LARGE
	12	13A01567-010	COVER GASKETS
11	1	13A01000-210	ASSY-INSP. COVER SMALL
	1	13A01567-009	COVER GASKET
12	1	13A01374-001	CHANNEL-DRAG STRUT
13	A/R	13A01233-001	BOLLARD-TIE DOWN
14	A/R	8 X 3/4	(NOT SHOWN) SCREW, PHILLIPS TYPE A FLAT HEAD 82 DEGREE FASTENERS

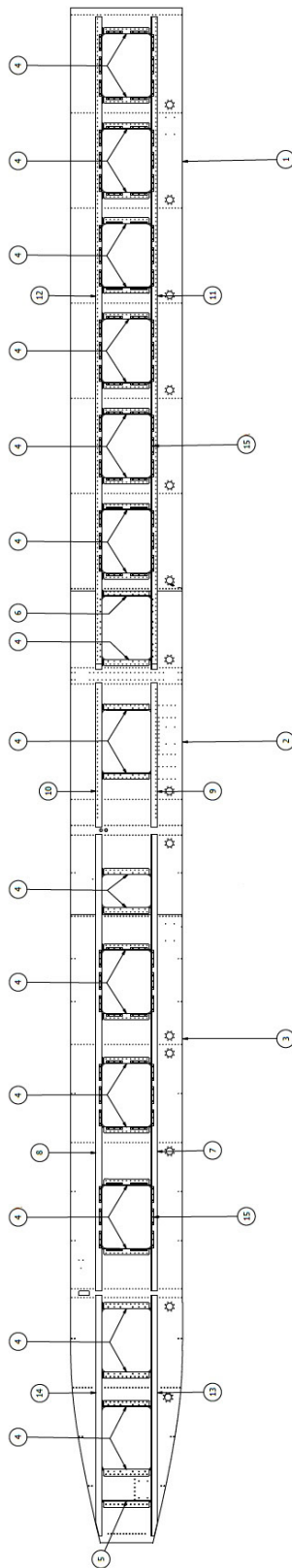
TOP DECK WITHOUT BAGGAGE - SEAPLANE LEFT FLOAT
S/N 13319 & 13320 AND LATER



PARTS MANUAL
13000 FLOATS ON DEHAVILLAND DHC-6 TWIN OTTER

ITEM	QTY	PART NO.	PART DESCRIPTION
-	1	1011721	ASSEMBLY, TOP SKIN, LH, 13000 STRAIGHT
1	1	1011288	SKIN, AFT, TOP, LF, 13000
2	1	1011717	SKIN, TOP, MID, LEFT
3	1	1011719	SKIN, TOP, FWD, LEFT
4	27	1012317-01	CROSS TIE, TOP DECK
5	1	1012317-04	CROSS TIE, TOP DECK
6	1	1012317-07	CROSS TIE, TOP DECK
7	1	13A01382-008	RAIL, TOPSKIN, MID, FWD, RIGHT
8	1	13A01382-009	RAIL, TOPSKIN, MID, FWD, LEFT
9	1	13A01382-010	RAIL, TOPSKIN, MID, AFT, RIGHT
10	1	13A01382-011	RAIL, TOPSKIN, MID, AFT, LEFT
11	1	13A01382-012	RAIL, TOPSKIN, AFT, RIGHT
12	1	13A01382-013	RAIL, TOPSKIN, AFT, LEFT
13	1	13A01382-014	RAIL, TOPSKIN, FWD, RIGHT
14	1	13A01382-015	RAIL, TOPSKIN, FWD, LEFT
15	90	1002481	TINNERMAN, ACCESS COVER
16	1	13A01000-210	(NOT SHOWN) ASSEMBLY, COVER, INSPECTION, SMALL (NOT IN ASSEMBLY 1011721)
17	10	13A01000-211	(NOT SHOWN) ASSEMBLY, COVER, INSPECTION, LARGE (NOT IN ASSEMBLY 1011721)
18	4	13A01233-001	(NOT SHOWN) CLEAT (NOT IN ASSEMBLY 1011721)
19	1	13A01374-001	(NOT SHOWN) CHANNEL - DRAG STRUT ATTACH (NOT IN ASSEMBLY 1011721)
20	A/R	8 X 3/4	(NOT SHOWN) SCREW, PHILLIPS TYPE A FLAT HEAD 82 DEGREE FASTENERS

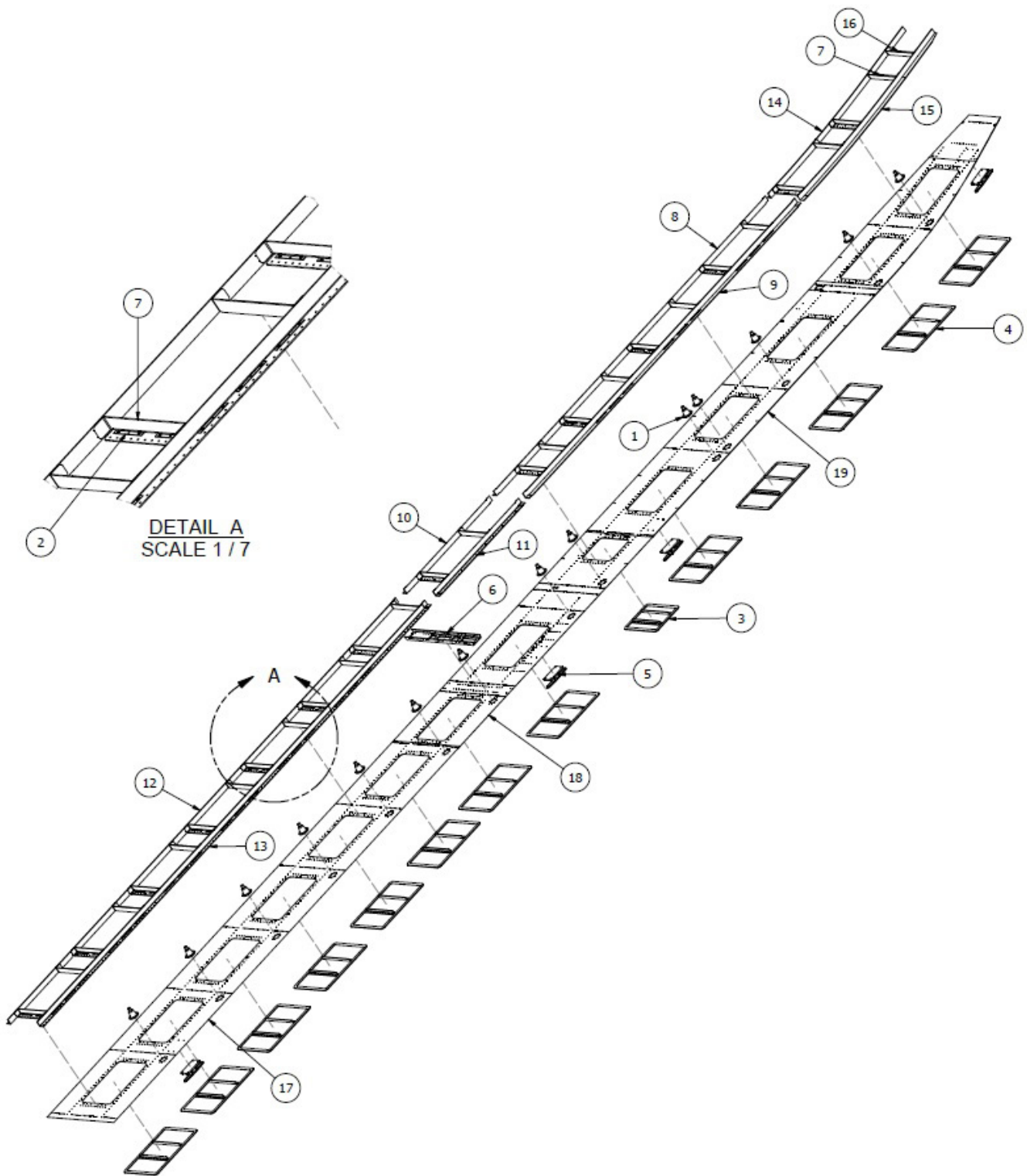
TOP DECK WITHOUT BAGGAGE - SEAPLANE RIGHT FLOAT
S/N 13319 & 13320 AND LATER



PARTS MANUAL
13000 FLOATS ON DEHAVILLAND DHC-6 TWIN OTTER

ITEM	QTY	PART NO.	PART DESCRIPTION
-	1	1011722	ASSEMBLY, TOP SKIN, RH, 13000 STRAIGHT
1	1	1011289	SKIN, AFT, TOP, RF, 13000
2	1	1011718	SKIN, TOP, MID, RIGHT
3	1	1011720	SKIN, TOP, FWD, RIGHT
4	27	1012317-01	CROSS TIE, TOP DECK
5	1	1012317-04	CROSS TIE, TOP DECK
6	1	1012317-07	CROSS TIE, TOP DECK
7	1	13A01382-008	RAIL, TOPSKIN, MID, FWD, RIGHT
8	1	13A01382-009	RAIL, TOPSKIN, MID, FWD, LEFT
9	1	13A01382-010	RAIL, TOPSKIN, MID, AFT, RIGHT
10	1	13A01382-011	RAIL, TOPSKIN, MID, AFT, LEFT
11	1	13A01382-012	RAIL, TOPSKIN, AFT, RIGHT
12	1	13A01382-013	RAIL, TOPSKIN, AFT, LEFT
13	1	13A01382-014	RAIL, TOPSKIN, FWD, RIGHT
14	1	13A01382-015	RAIL, TOPSKIN, FWD, LEFT
15	90	1002481	TINNERMAN, ACCESS COVER
16	1	13A01000-210	(NOT SHOWN) ASSEMBLY, COVER, INSPECTION, SMALL (NOT IN ASSEMBLY 1011722)
17	10	13A01000-211	(NOT SHOWN) ASSEMBLY, COVER, INSPECTION, LARGE (NOT IN ASSEMBLY 1011722)
18	4	13A01233-001	(NOT SHOWN) CLEAT (NOT IN ASSEMBLY 1011722)
19	1	13A01374-001	(NOT SHOWN) CHANNEL - DRAG STRUT ATTACH (NOT IN ASSEMBLY 1011722)
20	A/R	8 X 3/4	(NOT SHOWN) SCREW, PHILLIPS TYPE A FLAT HEAD 82 DEGREE FASTENERS

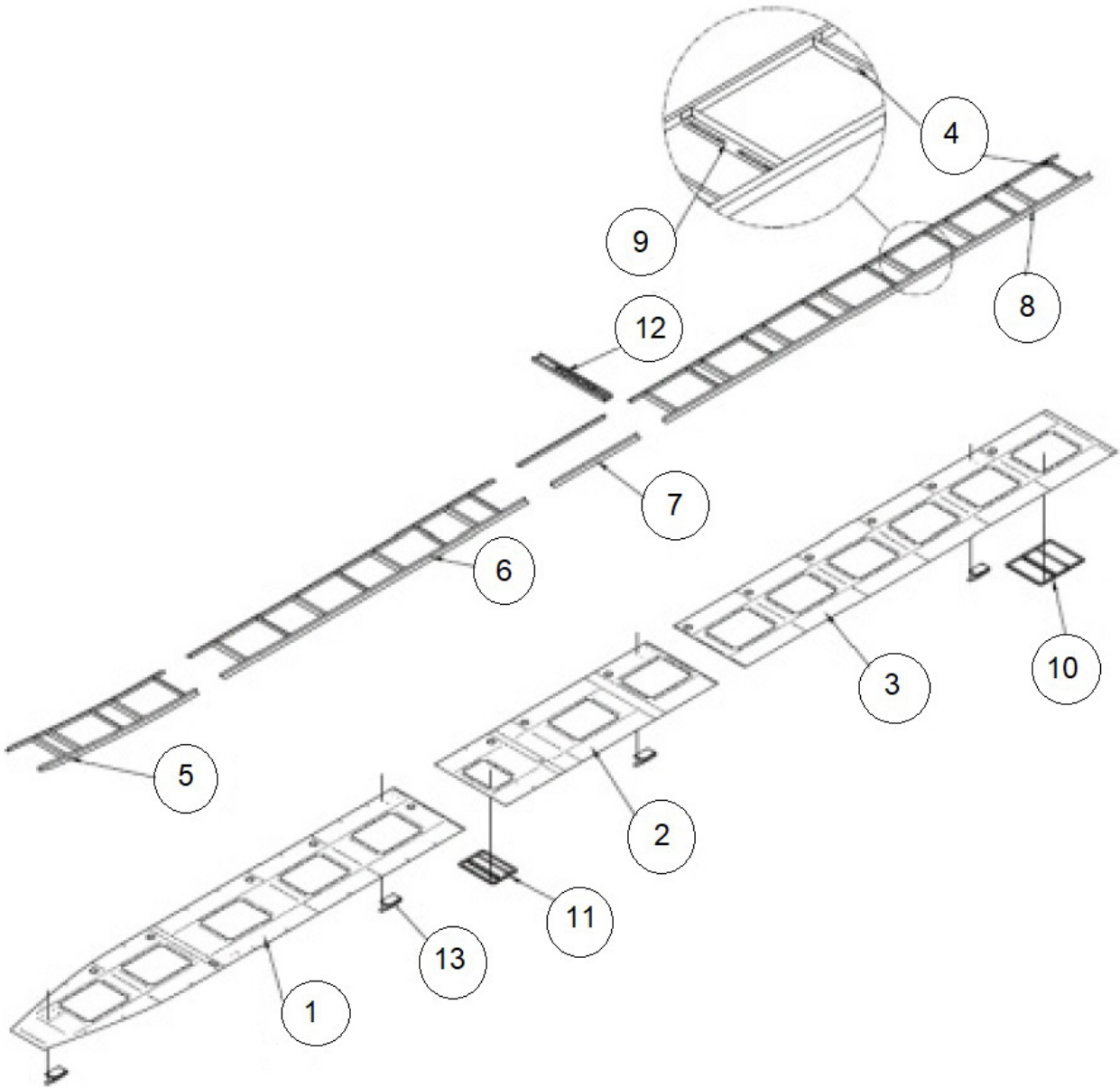
TOP DECK WITH BAGGAGE - SEAPLANE FLOAT S/N 13301 - 13318



PARTS MANUAL
13000 FLOATS ON DEHAVILLAND DHC-6 TWIN OTTER

ITEM	QTY	PART NO.	PART DESCRIPTION
1	14	1011004	ASSEMBLY, CUP, PUMPOUT, DUCKBILL
2	90	1002481	TINNERMAN, ACCESS COVER
3	1	13A01000-210	ASSEMBLY, COVER, INSPECTION, SMALL
4	13	13A01000-211	ASSEMBLY, COVER, INSPECTION, LARGE
5	4	13A01233-001	CLEAT
6	1	13A01374-001	CHANNEL, DRAG STRUT ATTACH
7	28	1012317	ANGLE, TOP SKIN CROSS TIE (13A01382-006 DISCONTINUED)
8	1	13A01382-008	RAIL, TOPSKIN, MID, FWD, RIGHT
9	1	13A01382-009	RAIL, TOPSKIN, MID, FWD, LEFT
10	1	13A01382-010	RAIL, TOPSKIN, MID, AFT, RIGHT
11	1	13A01382-011	RAIL, TOPSKIN, MID, AFT, LEFT
12	1	13A01382-012	RAIL, TOPSKIN, MID, AFT, LEFT
13	1	13A01382-013	RAIL, TOPSKIN, AFT, LEFT
14	1	13A01382-014	RAIL, TOPSKIN, FWD
15	1	13A01382-015	RAIL, TOPSKIN, FWD
16	1	1012317	ANGLE, TOP SKIN CROSS TIE (1003425 DISCONTINUED)
17	1	1011289	SKIN, AFT, TOP, RF, 13000
18	1	1011718	SKIN, TOP, MID, RIGHT
19	1	1011720	SKIN, TOP, FWD, RIGHT
20	A/R	8 X 3/4	(NOT SHOWN) SCREW, PHILLIPS TYPE A FLAT HEAD 82 DEGREE FASTENERS

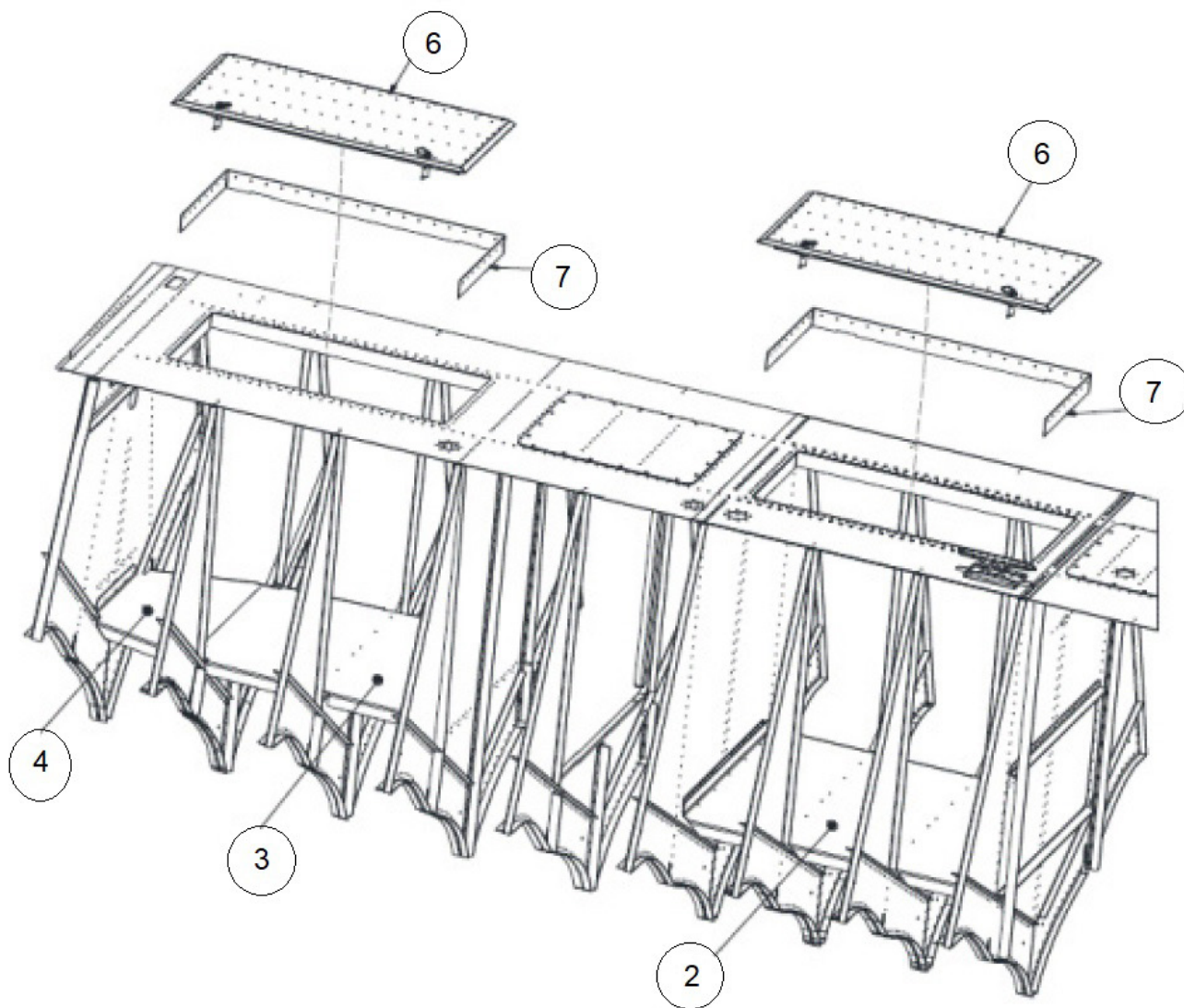
TOP DECK NO BAGGAGE - SEAPLANE FLOAT S/N 13067 - 13300



PARTS MANUAL
13000 FLOATS ON DEHAVILLAND DHC-6 TWIN OTTER

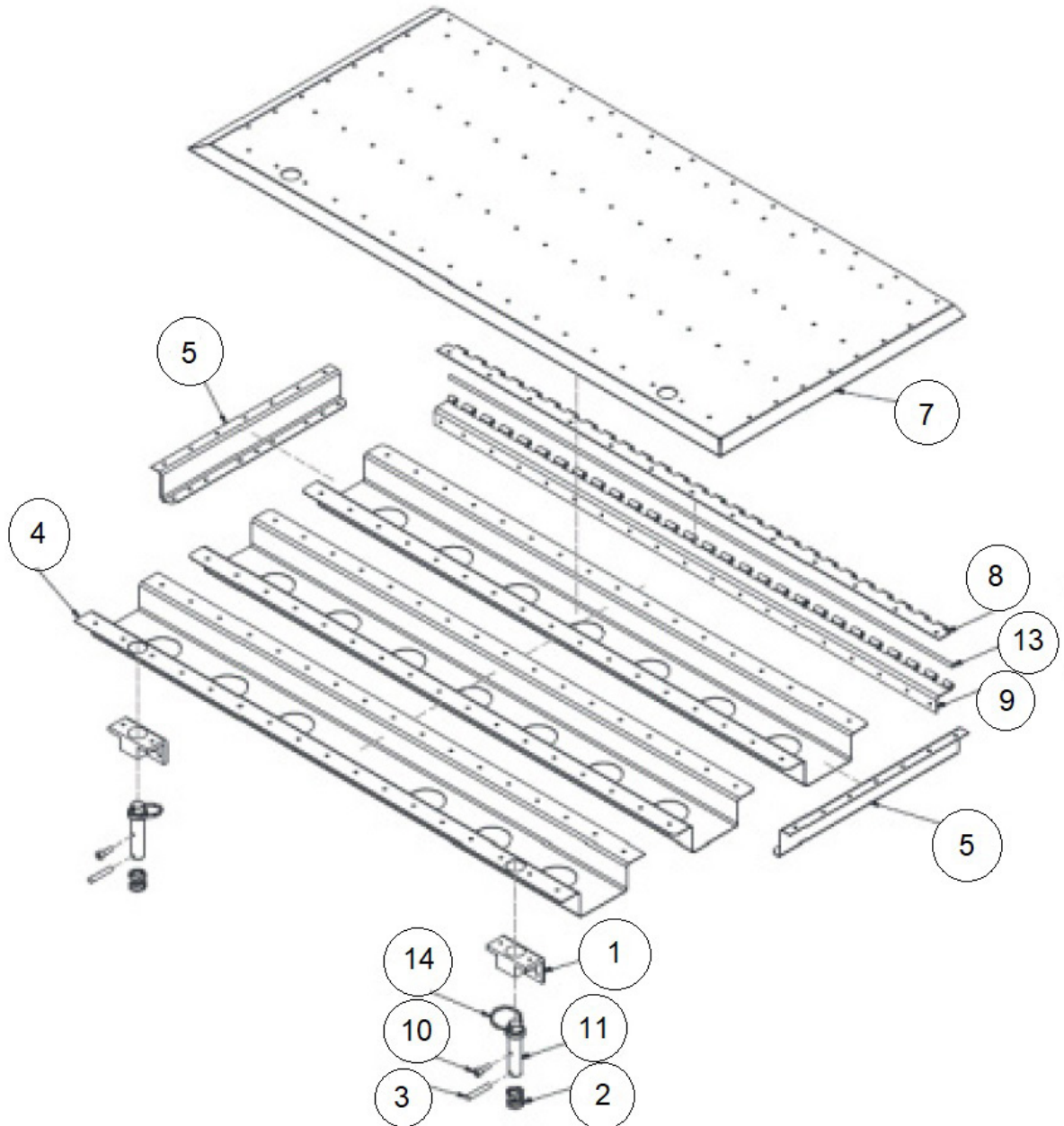
ITEM	QTY	PART NO.	PART DESCRIPTION
-	1	13S01000-066	ASSY TOP SKIN COMPLETE L.
-	1	13S01000-067	ASSY TOP SKIN COMPLETE R.
1	1	13A01150-041	SKIN-TOP-FWD L.
	2	13A01150-042	SKIN-TOP-FWD R.
2	1	13S01163-141	SKIN-TOP-CENTER L.
	1	13S01163-142	SKIN-TOP-CENTER R.
3	1	13A01150-043	SKIN-TOP-AFT L.
	1	13A01150-122	SKIN-TOP-AFT R.
4	26	1012317	ANGLE-CROSS TIE (13A01382-006 DISCONTINUED)
5	1	13A01382-014	ANGLE TOP FWD R.
	1	13A01382-015	ANGLE TOP FWD L.
6	1	13A01382-008	RAIL, TOPSKIN, MID, FWD, RIGHT
	1	13A01382-009	RAIL, TOPSKIN, MID, FWD, LEFT
7	1	13A01382-010	ANGLE-TOP CENTER R.
	1	13A01382-011	ANGLE-TOP CENTER L.
8	1	13A01382-012	ANGLE-TOP AFT R.
	1	13A01382-013	ANGLE-TOP AFT L.
9	180	1002481	TINNERMAN NUT PLATE WITH TAPE-INSULATOR
10	13	13A01000-211	ASSY-INSP. COVER LARGE
	13	13A01567-010	COVER GASKET
11	1	13A01000-210	ASSY-INSP. COVER SMALL
	1	13A01567-009	COVER GASKET
12	1	13A01374-001	CHANNEL-DRAG STRUT
13	A/R	13A01233-001	BOLLARD-TIE DOWN
14	A/R	8 X 3/4	(NOT SHOWN) SCREW, PHILLIPS TYPE A FLAT HEAD 82 DEGREE FASTENERS

BAGGAGE COMPARTMENTS



ITEM	QTY	PART NO.	PART DESCRIPTION
1	2	1002063	BAGGAGE LIP
2	1	1003675	PANEL
3	1	1003676	PANEL
4	1	1003677	PANEL
5	14 FT	1009671	GASKET, DOOR
6	2	10A01000-464	ASSEMBLY, DOOR BAGGAGE BAY
7	2	13A01162-052	BAGGAGE LIP

BAGGAGE DOOR ASSEMBLY



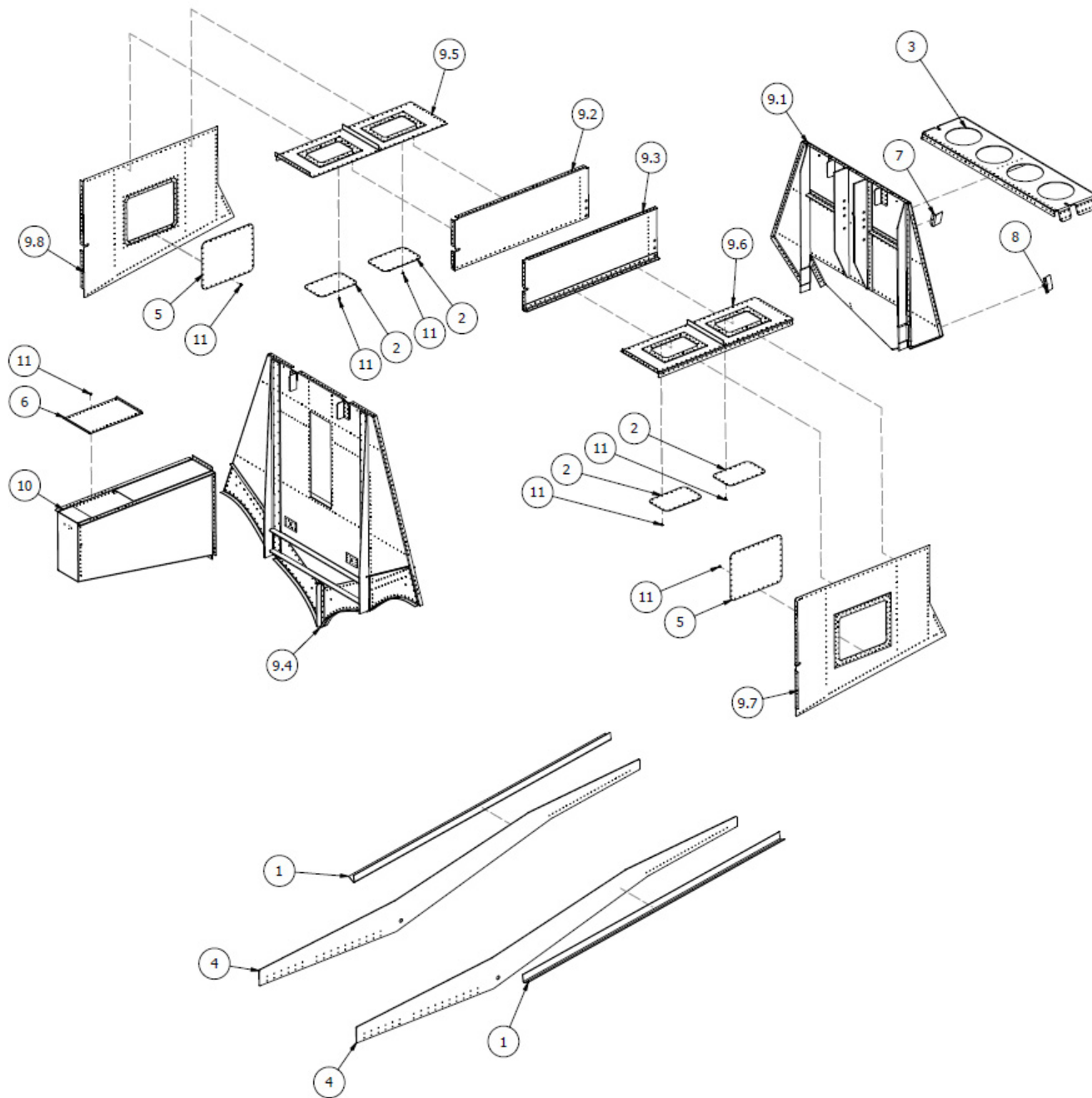
ITEM	QTY	PART NO.	PART DESCRIPTION
1	2	3A01206-001	RETAINER – BAGGAGE COMPARTMENT LOCK
2	2	3A01525-003	SPRING, BAGGAGE COVER
3	2	3A01702-004	PIN, LOCK
4	1	4A01004-048	STIFFENER, BAGGAGE, COVER
5	2	4A01004-049	STIFFENER, END CAP, BAGGAGE
6	2	4A01004-067	STIFFENER, BAGGAGE DOOR
7	1	4A01162-001	COVER, BAGGAGE, 13-1/4 X 28-7/8
8	1	4A01740-005	HINGE, BAGGAGE COVER, 1/4"
9	1	4A01741-003	HINGE, BAGGAGE COVER, 1.5"
10	2	10/32 X 1/2 SS	SCREW, BAGGAGE
11	2	13A01273-016	PIN, LATCH, BAGGAGE DOOR
12	18	01692-0410	RIVET, POP, 1/8"
13	1	1002186	HINGE, PIN/ROD
14	2	1002663	RING

SECTION 3 WHEEL WELL AREA

CONTENTS

WHEEL WELL ASSEMBLY FLOAT SERIAL NUMBERS 13301 AND LATER	72
WHEEL WELL AREA FLOAT SERIAL NUMBERS 13300 AND PRIOR	74

WHEEL WELL ASSEMBLY FLOAT SERIAL NUMBERS 13301 AND LATER

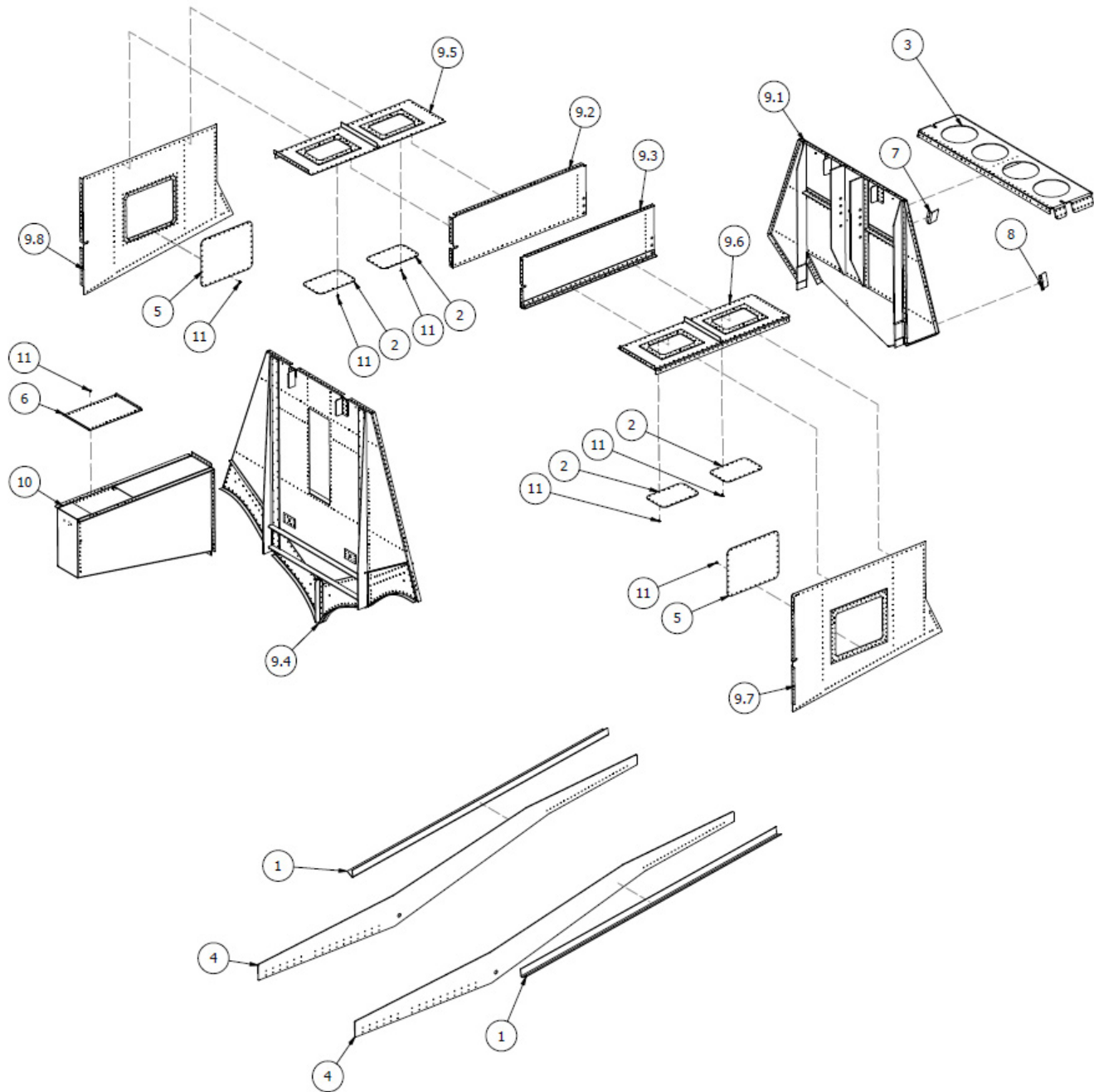


ITEM	QTY	PART NO.	PART DESCRIPTION
1	2	6A01008-070	ANGLE, CARRY THRU INSIDE
2	4	6A01158-151	COVER, INSPECTION, WHEELWELL, LARGE
3	1	13A01000-245	ASSEMBLY, PANEL, BULKHEAD SUPPORT, #17
	1	13A01160-010	PANEL, HORIZONTAL, #17, 13,000
	1	13A01359-181	ANGLE - HORIZ. PANEL #17 BULKHEAD
	1	13A01359-180	ANGLE - HORIZ. PANEL #17 BULKHEAD
4	2	13A01001-035	CARRY THRU STRAP

PARTS MANUAL
13000 FLOATS ON DEHAVILLAND DHC-6 TWIN OTTER

ITEM	QTY	PART NO.	PART DESCRIPTION
5	2	13A01150-130	COVER, INSPECTION, WHEELWELL, LARGE
6	1	13A01158-147	COVER, TUNNEL, 13000
7	1	1008721	ANGLE, SISTER KEEL ATTACH
8	1	1008722	ANGLE, SISTER KEEL ATTACH
9	1	1011247	ASSEMBLY, WHEEL WELL, 13000
9.1	1	1011220	ASSEMBLY, BULKHEAD, #17, 13000 (SEE BULKHEADS SECTION)
9.2	1	1011253	ASSEMBLY, PANEL, UPPER VERTICAL, WHEEL WELL, RH
	1	1011251	ANGLE, WHEEL WELL, SIDE RT
	1	13A01150-100	UPPER VERT. PANEL, WHEEL WELL
9.3	1	1011252	ASSEMBLY, PANEL, UPPER VERTICAL, WHEEL WELL, LH
	1	1011250	ANGLE, WHEEL WELL, SIDE LT
	1	13A01150-099	UPPER VERT. PANEL, WHEEL WELL
9.4	1	1011219	ASSEMBLY, BULKHEAD #16 (SEE BULKHEADS SECTION)
9.5	1	1011260	ASSEMBLY, WHEEL WELL HALF, LOWER RH
	1	1011258	ANGLE, WHEEL WELL HALF
	1	1011257	ANGLE, MIDDLE HORIZONTAL STIFFENER
	1	13A01150-102	WHEEL WELL HALF, HORIZ., RIGHT
	2	6A01156-014	INSPECTION COVER REINFORCEMENT, WHEEL WELL, LARGE
9.6	1	1011259	ASSEMBLY, WHEEL WELL HALF, LOWER LT
	1	1011258	ANGLE, WHEEL WELL HALF
	1	1011257	ANGLE, MIDDLE HORIZONTAL STIFFENER
	2	6A01156-014	INSPECTION COVER REINFORCEMENT, WHEEL WELL, LARGE
	1	13A01150-101	WHEEL WELL HALF, HORIZ., LEFT
9.7	1	1012025	ASSEMBLY, SIDE PANEL, WHEEL WELL, LH
	1	1012022	WHEEL WELL, SIDE PANEL, LEFT
	1	13A01156-124	SUPPORT, INSPECTION COVER, WHEEL WELL, LARGE
9.8	1	1012024	ASSEMBLY, SIDE PANEL, WHEEL WELL, RH
	1	1012023	WHEEL WELL, SIDE PANEL, RIGHT
	1	13A01156-124	SUPPORT, INSPECTION COVER, WHEEL WELL, LARGE
10	1	1011274	ASSEMBLY, TUNNEL, MAIN GEAR RETRACT, 13000
	1	1011275	TUNNEL, MAIN GEAR, RETRACT
	1	1011276	TOP, REAR, TUNNEL
	1	13A01150-094	PANEL, TUNNEL, TOP, FWD
	1	13A01210-003	FITTING FWD SLIDE TUBE
	2	13A01340-088	ANGLE, TUNNEL, SIDE
11	A/R	AN526-632R4	SCREW, MACHINE, TRUSS HEAD

WHEEL WELL AREA FLOAT SERIAL NUMBERS 13300 AND PRIOR



ITEM	QTY	PART NO.	PART DESCRIPTION
1	2	6A01008-070	ANGLE, CARRY THRU INSIDE
2	4	6A01158-151	COVER, INSPECTION, WHEEL WELL, LARGE
3	1	13A01000-245	ASSEMBLY, PANEL, BULKHEAD SUPPORT, #17
	1	13A01160-010	PANEL, HORIZONTAL, #17, 13,000
	1	13A01359-181	ANGLE - HORIZ. PANEL #17 BULKHEAD
	1	13A01359-180	ANGLE - HORIZ. PANEL #17 BULKHEAD
4	2	13A01001-035	CARRY THRU STRAP

PARTS MANUAL
13000 FLOATS ON DEHAVILLAND DHC-6 TWIN OTTER

ITEM	QTY	PART NO.	PART DESCRIPTION
5	2	13A01150-130	COVER, INSPECTION, WHEELWELL, LARGE
6	1	13A01158-147	COVER, TUNNEL, 13000
7	1	1008721	ANGLE, SISTER KEEL ATTACH
8	1	1008722	ANGLE, SISTER KEEL ATTACH
9	1	N/A	WHEEL WELL
9.1	1	13A01000-200	ASSEMBLY, BULKHEAD 17 (SEE BULKHEADS SECTION)
9.2	1	13A01000-238	ASSEMBLY, PANEL, UPPER VERTICAL, WHEEL WELL, LH
	1	13A01359-172	ANGLE, WHEEL WELL SIDE RT
	1	13A01150-100	UPPER VERT. PANEL, WHEEL WELL
9.3	1	13A01000-237	ASSEMBLY, PANEL, UPPER VERTICAL, WHEEL WELL, RH
	1	13A01359-171	ANGLE, WHEEL WELL SIDE LT
	1	13A01150-099	UPPER VERT. PANEL, WHEEL WELL
9.4	1	13A01000-199	BULKHEAD, ASSEMBLY, STATION #16 (SEE BULKHEADS SECTION)
9.5	1	13A01000-224	WHEEL WELL HALF ASSY LOWER RT
	1	13A01359-173	ANGLE, WHEEL WELL HALF
	1	13A01359-167	ANGLE, MIDDLE HORIZONTAL STIFFENER
	1	13A01150-102	WHEEL WELL HALF, HORIZ., RIGHT
	2	6A01156-014	INSPECTION COVER REINFORCEMENT, WHEEL WELL, LARGE
9.6	1	13A01000-225	WHEEL WELL HALF ASSY LOWER LT
	2	6A01156-014	INSPECTION COVER REINFORCEMENT, WHEEL WELL, LARGE
	1	13A01359-173	ANGLE, WHEEL WELL HALF
	1	13A01359-167	ANGLE, MIDDLE HORIZONTAL STIFFENER
	1	13A01150-101	WHEEL WELL HALF, HORIZ., LEFT
9.7	1	13A01000-227	ASSEMBLY, SIDE PANEL, WHEEL WELL, LH
	1	13A01156-124	SUPPORT, INSPECTION COVER, WHEEL WELL, LARGE
	1	13A01150-103	PANEL, SIDE, WHEEL WELL, LEFT
9.8	1	13A01000-226	ASSEMBLY, SIDE PANEL, WHEEL WELL, RH
	1	13A01156-124	SUPPORT, INSPECTION COVER, WHEEL WELL, LARGE
	1	13A01150-104	PANEL, SIDE, WHEEL WELL, RIGHT
10	1	13A01000-213	ASSEMBLY, GEAR TUNNEL, 13000
	1	13A01210-003	FITTING FWD SLIDE TUBE
	1	13A01158-146	TOP, REAR, TUNNEL
	1	13A01158-145	TUNNEL, MAIN GEAR, RETRACT
	1	13A01150-094	PANEL, TUNNEL, TOP, FWD
	2	13A01340-088	ANGLE, TUNNEL, SIDE
11	A/R	AN526-632R4	SCREW, MACHINE, TRUSS HEAD

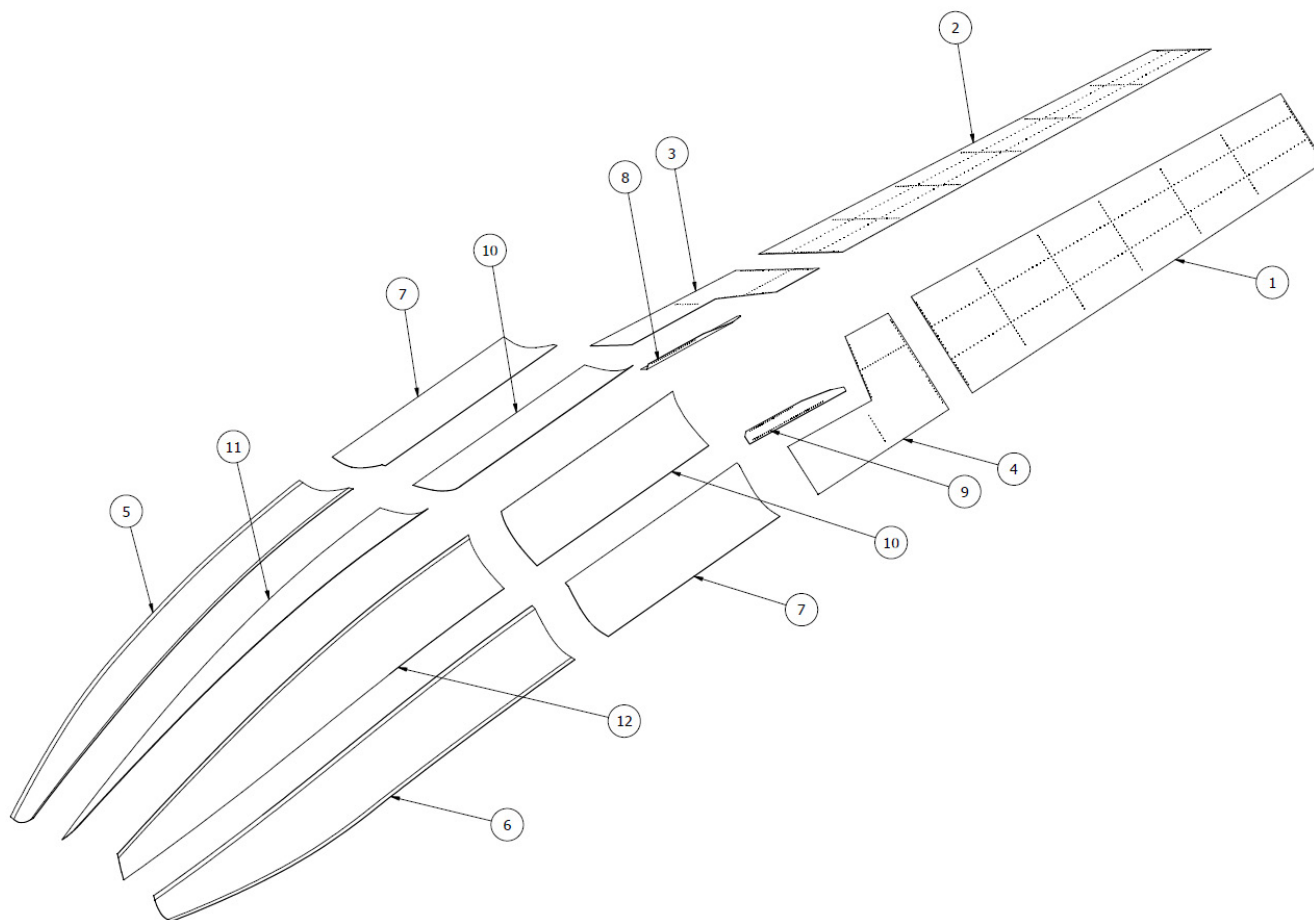
THIS PAGE INTENTIONALLY LEFT BLANK

SECTION 4 SIDE & BOTTOM SKINS

CONTENTS

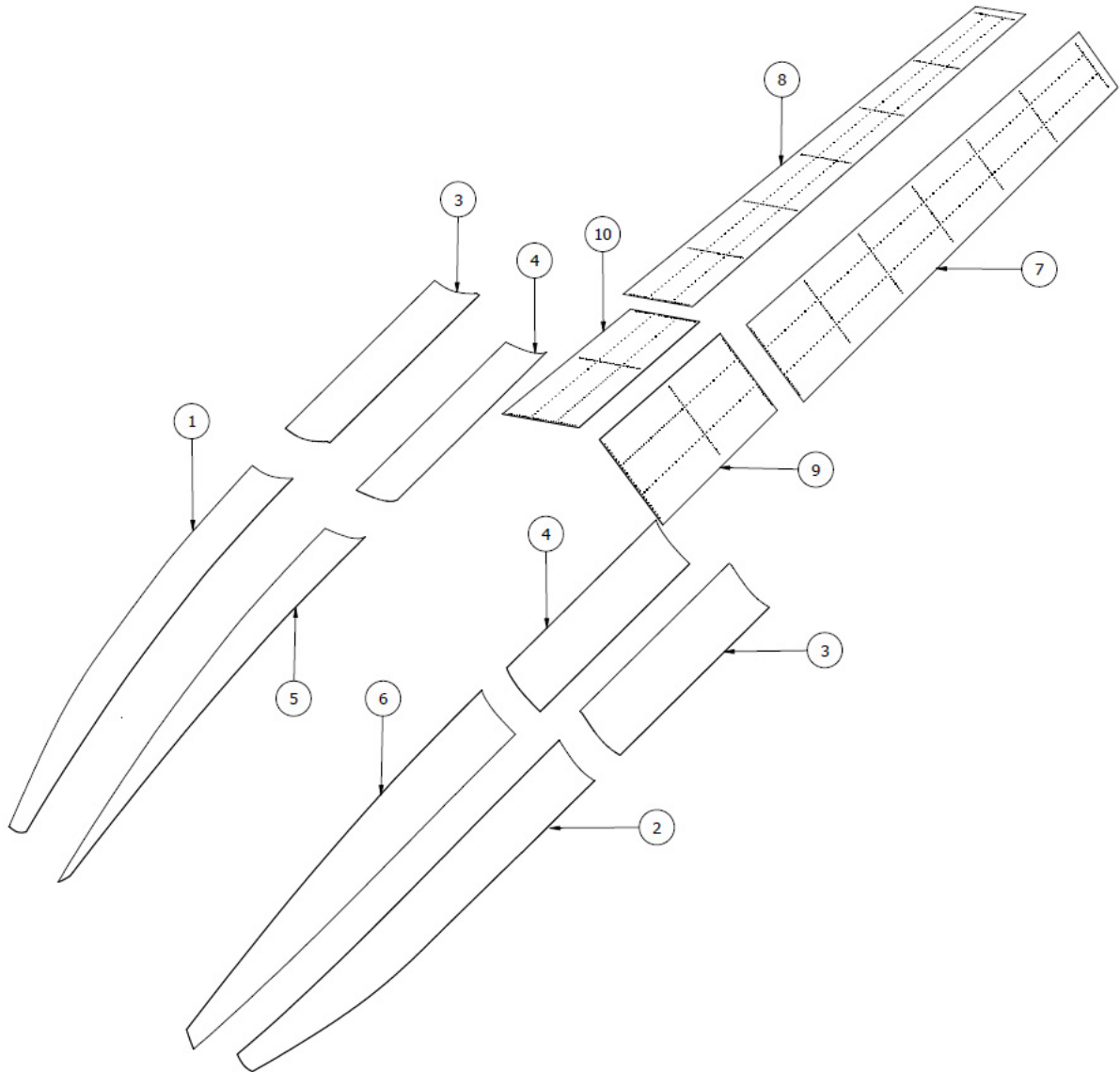
BOTTOM SKINS - AMPHIBIAN FLOAT SERIAL NUMBERS 13301 AND LATER	78
BOTTOM SKINS - SEAPLANE FLOAT SERIAL NUMBERS 13301 AND LATER.....	79
BOTTOM SKINS - AMPHIBIAN FLOAT SERIAL NUMBERS 13300 AND PRIOR	80
BOTTOM SKINS - SEAPLANE FLOAT SERIAL NUMBERS 13300 AND PRIOR.....	81
SIDE SKINS - AMPHIBIAN FLOAT SERIAL NUMBERS 13301 AND LATER	82
SIDE SKINS - AMPHIBIAN FLOAT SERIAL NUMBERS 13300 AND PRIOR	83
SIDE SKINS - SEAPLANE FLOAT SERIAL NUMBERS 13301 AND LATER.....	84
SIDE SKINS - SEAPLANE FLOAT SERIAL NUMBERS 13300 AND PRIOR.....	85

**BOTTOM SKINS - AMPHIBIAN
FLOAT SERIAL NUMBERS 13301 AND LATER**



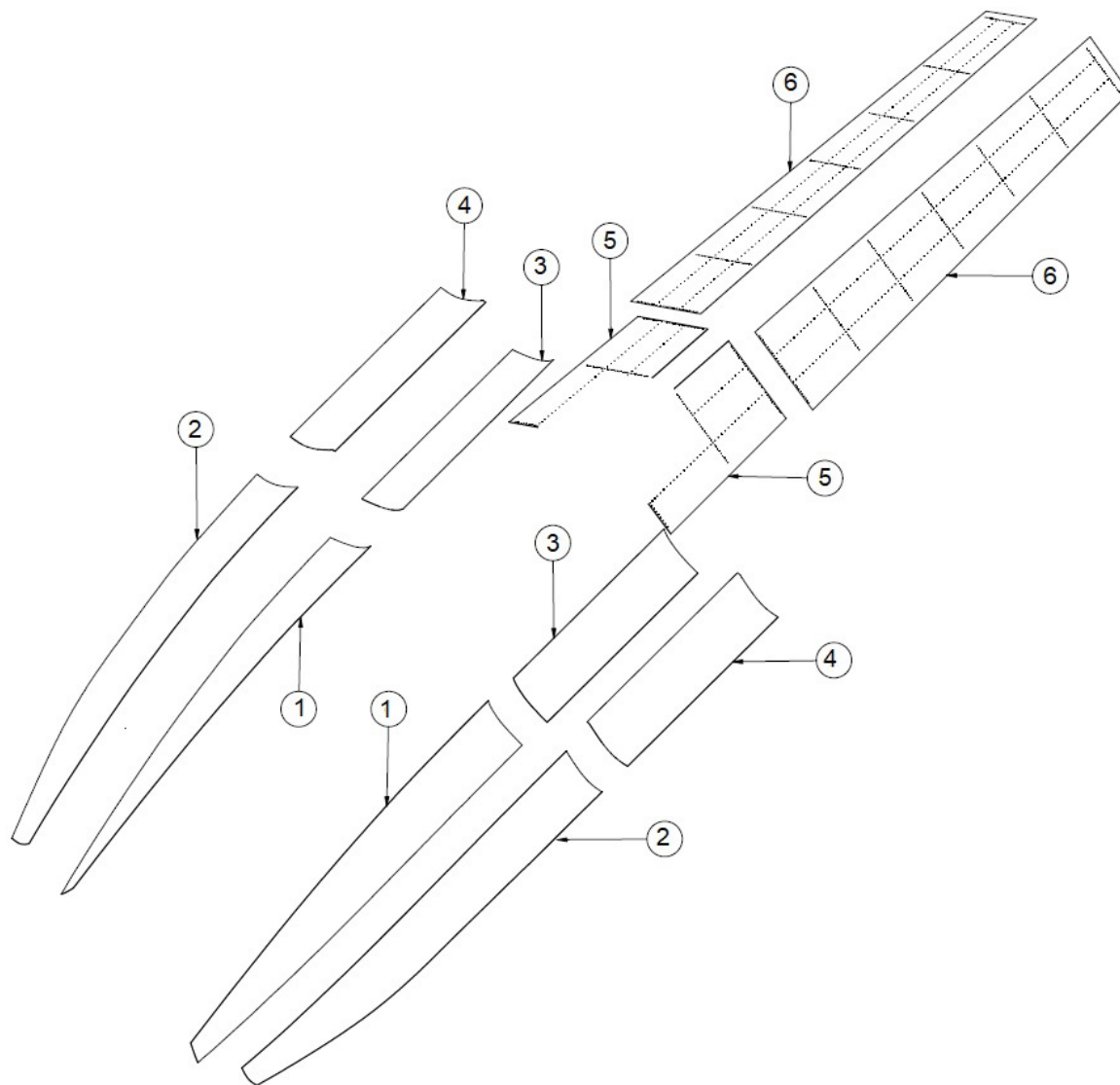
ITEM	QTY	PART NO.	PART DESCRIPTION
1	1	1011270	SKIN, AFTERBODY, BOTTOM, LH
2	1	1011271	SKIN, AFTERBODY, BOTTOM, RH
3	1	1011272	SKIN, BOTTOM, AFT, FWD, LEFT
4	1	1011273	SKIN, BOTTOM, AFT, FWD, RIGHT
5	1	13A01153-013	SKIN, BOTTOM, UPPER, LEFT
6	1	13A01153-014	SKIN, BOTTOM, UPPER, RIGHT
7	2	13A01162-009	SKIN, BTM. UPPER AFT
8	1	13A01162-013	ANGLE, CARRY THRU, OUTER
9	1	13A01162-014	ANGLE, CARRY THRU, OUTER
10	2	13A01163-017	SKIN, BTM. LOWER AFT
11	1	13A01163-043	SKIN, BOTTOM, LOWER, LEFT
12	1	13A01163-044	SKIN, BOTTOM, LOWER, RIGHT

BOTTOM SKINS - SEAPLANE FLOAT SERIAL NUMBERS 13301 AND LATER



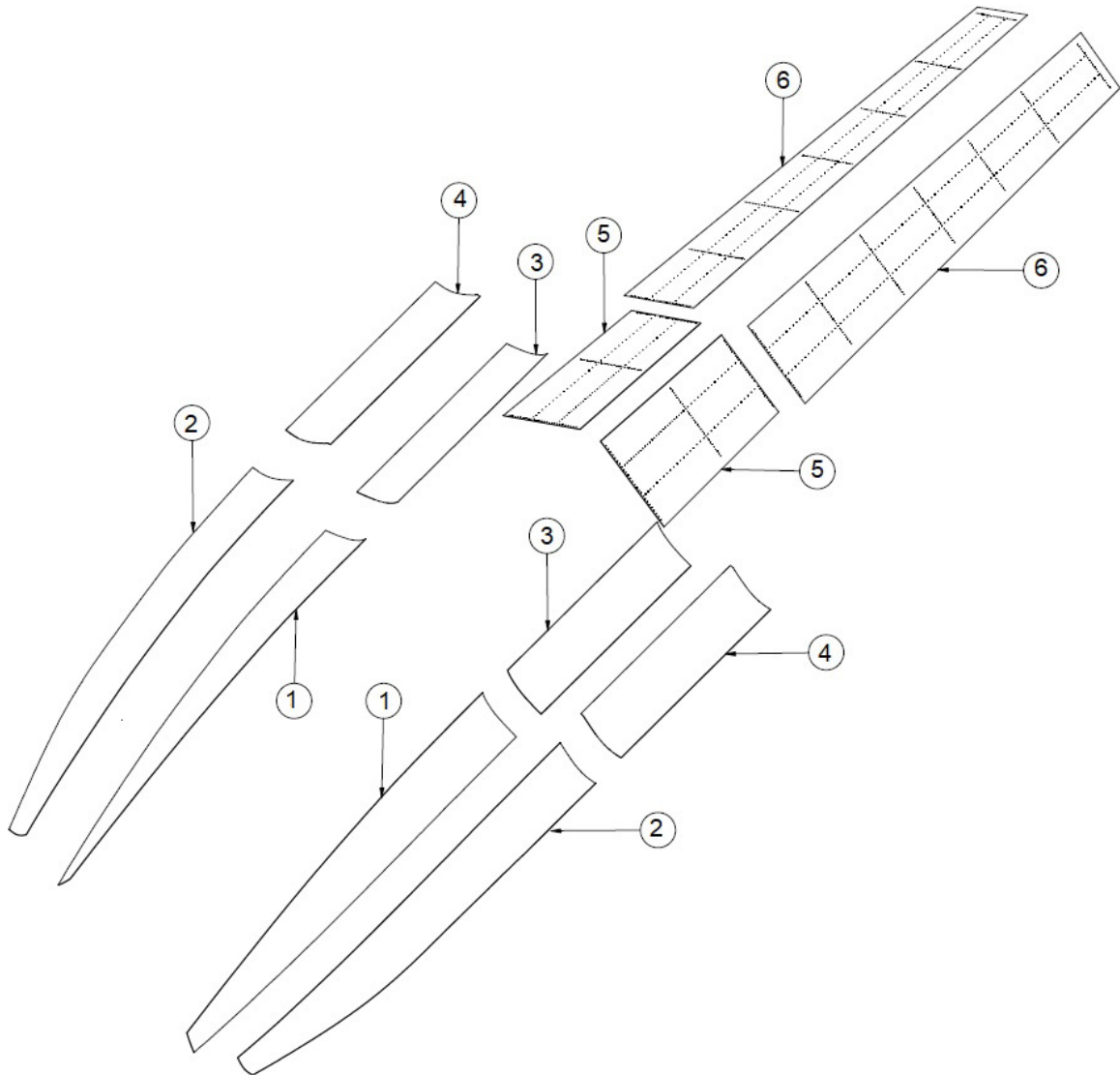
ITEM	QTY	PART NO.	PART DESCRIPTION
1	1	13A01153-013	SKIN, BOTTOM, UPPER, LEFT
2	1	13A01153-014	SKIN, BOTTOM, UPPER, RIGHT
3	2	13A01162-009	SKIN, BTM. UPPER AFT
4	2	13A01163-017	SKIN, BTM. LOWER AFT
5	1	13A01163-043	SKIN, BOTTOM, LOWER, LEFT
6	1	13A01163-044	SKIN, BOTTOM, LOWER, RIGHT
7	1	1011270	SKIN, AFTERBODY, BOTTOM, LH
8	1	1011271	SKIN, AFTERBODY, BOTTOM, RH
9	1	1011732	SKIN, AFT, FORWARD, RH, STRAIGHT
10	1	1011733	SKIN, AFT, FORWARD, LH, STRAIGHT

BOTTOM SKINS - AMPHIBIAN
FLOAT SERIAL NUMBERS 13300 AND PRIOR



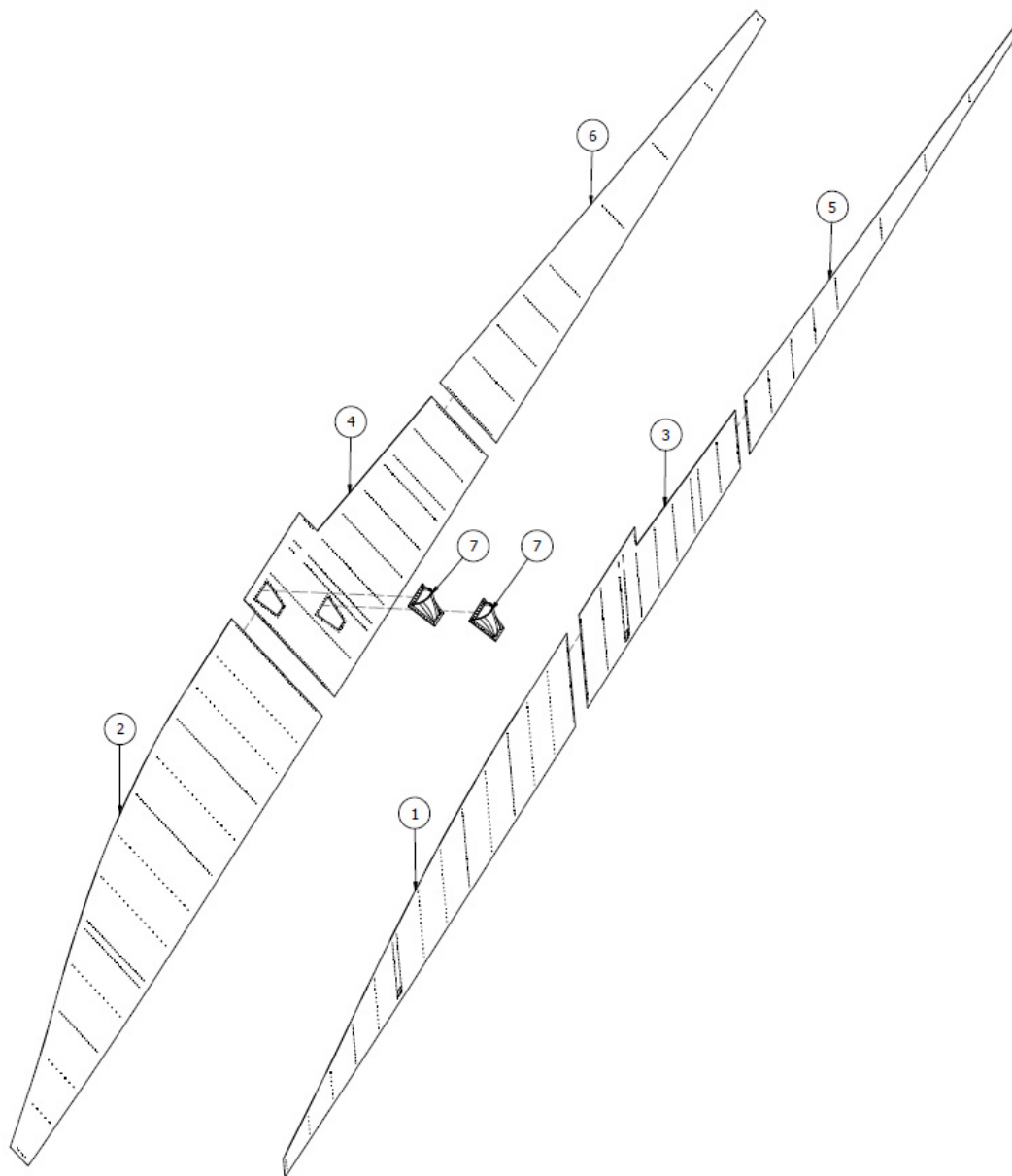
ITEM	QTY	PART NO.	PART DESCRIPTION
1	1	13A01163-043	SKIN-BOTTOM LOWER FWD L.
	1	13A01163-044	SKIN-BOTTOM LOWER FWD R.
2	1	13A01153-013	SKIN-BOTTOM UPPER FWD L.
	1	13A01153-014	SKIN-BOTTOMUPPER FWD R.
3	1	13A01163-017	SKIN-BOTTOM LOWER AFT
4	1	13A01162-009	SKIN-BOTTOM UPPER AFT
5	1	13A01162-015	SKIN-DOUBLER AFTERBODY L.
	1	13A01162-024	SKIN-DOUBLER AFTERBODY R.
6	1	13A01158-143	SKIN AFTERBODY L.
	1	13A01158-144	SKIN AFTERBODY R.

BOTTOM SKINS - SEAPLANE FLOAT SERIAL NUMBERS 13300 AND PRIOR



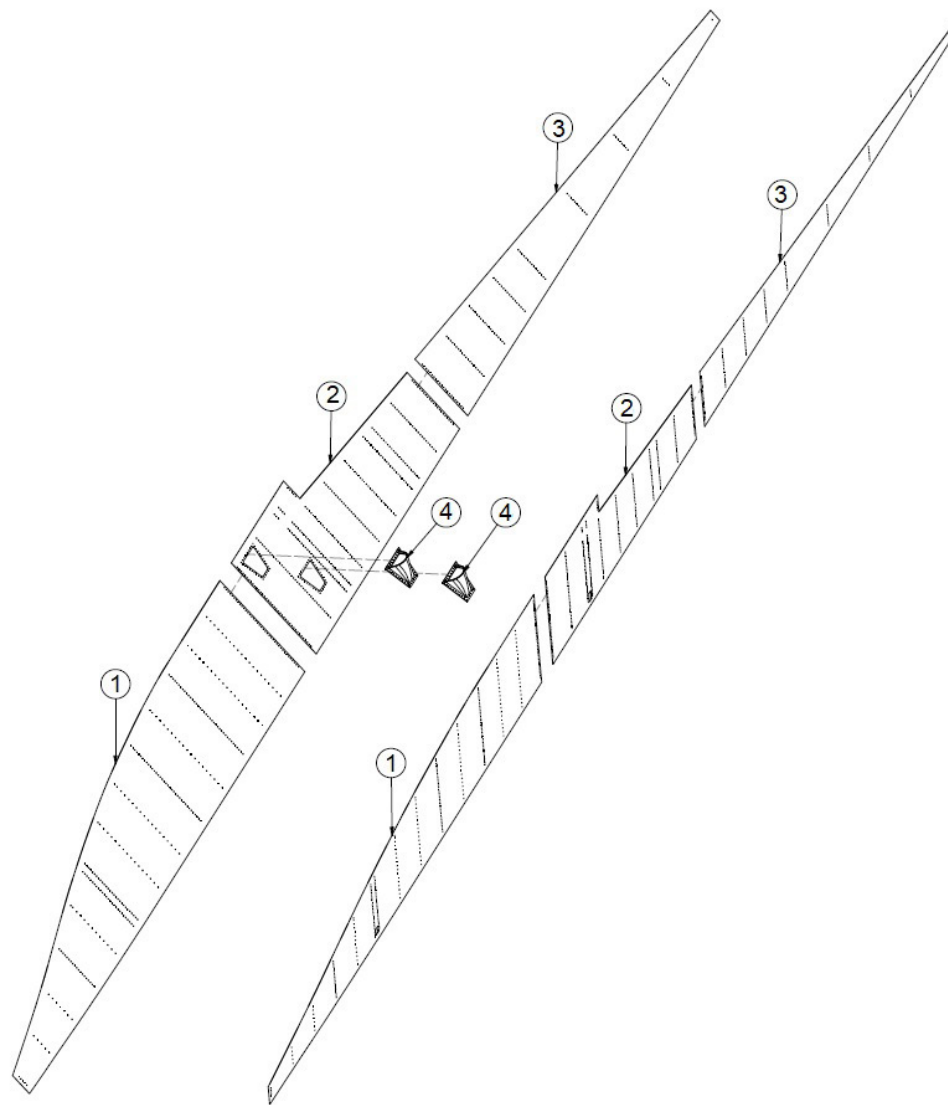
ITEM	QTY	PART NO.	PART DESCRIPTION
1	1	13A01163-043	SKIN-BOTTOM LOWER FWD L.
	1	13A01163-044	SKIN-BOTTOM LOWER FWD R.
2	1	13A01153-013	SKIN-BOTTOM UPPER FWD L.
	1	13A01153-014	SKIN-BOTTOMUPPER FWD R.
3	1	13A01163-017	SKIN-BOTTOM LOWER AFT
4	1	13A01162-009	SKIN-BOTTOM UPPER AFT
5	1	13S01162-093	SKIN-DOUBLER AFTERBODY L.
	1	13S01162-092	SKIN-DOUBLER AFTERBODY R.
6	1	13A01158-143	SKIN AFTERBODY L.
	1	13A01158-144	SKIN AFTERBODY R.

SIDE SKINS - AMPHIBIAN FLOAT SERIAL NUMBERS 13301 AND LATER



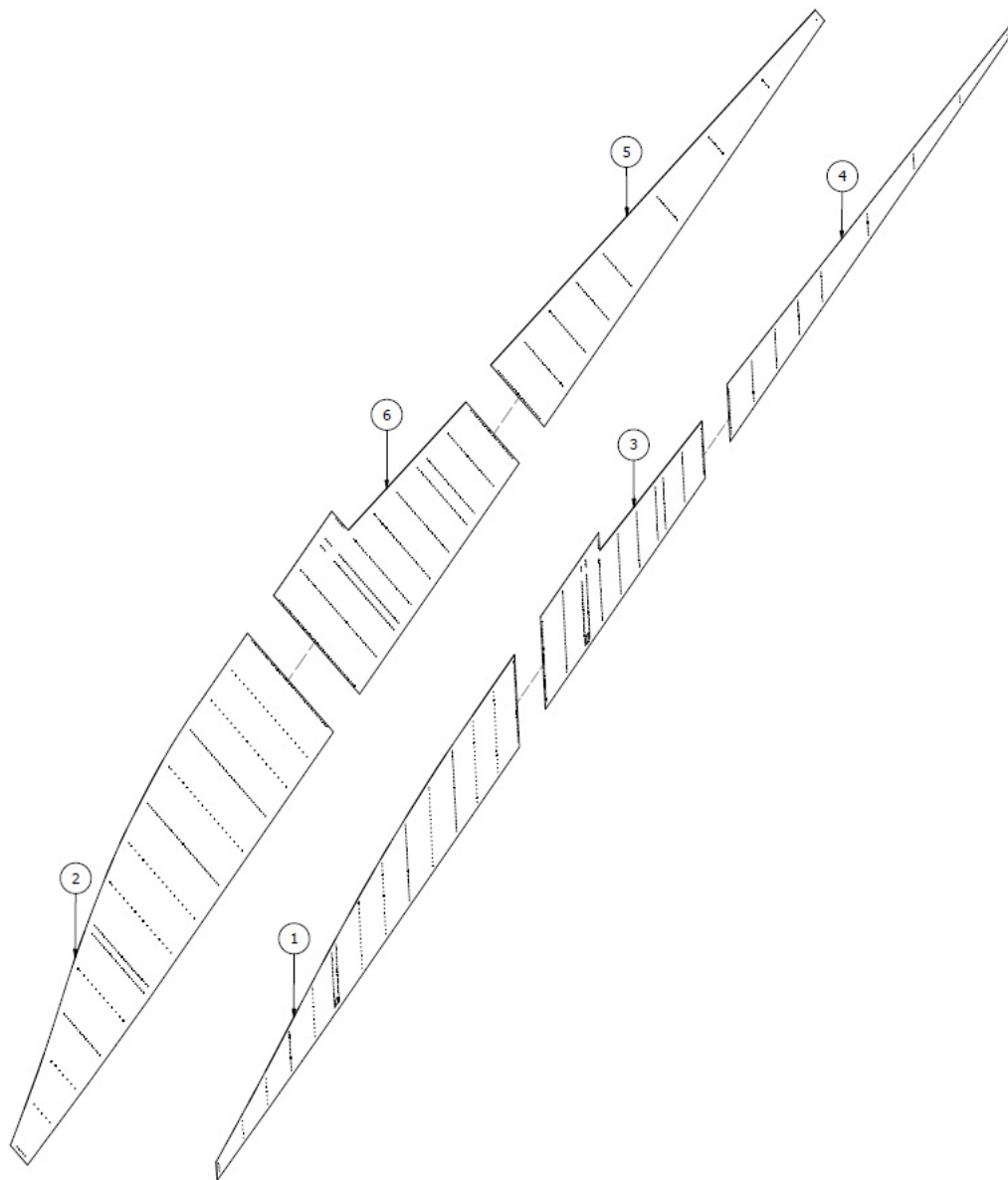
ITEM	QTY	PART NO.	PART DESCRIPTION
1 LT	1	1011203	SKIN, SIDE, FWD, INBOARD, LEFT
1 RT	1	1011202	SKIN, SIDE, FWD, INBOARD, RIGHT
2 LT	1	1011205	SKIN, SIDE, FWD, OUTBOARD, LEFT
2 RT	1	1011204	SKIN, SIDE, FWD, OUTBOARD, RIGHT
3	1	1011266	SKIN, SIDE, MID, INBOARD, LH
4	1	1011268	SKIN, SIDE, MID, OUTBOARD, LH
5	1	1011284	SKIN, SIDE, AFT, RIGHT
6	1	1011285	SKIN, SIDE, AFT, LEFT
7	2	3A01000-005	WELDMENT, STEP POCKET, FLAT SURFACE

SIDE SKINS - AMPHIBIAN FLOAT SERIAL NUMBERS 13300 AND PRIOR



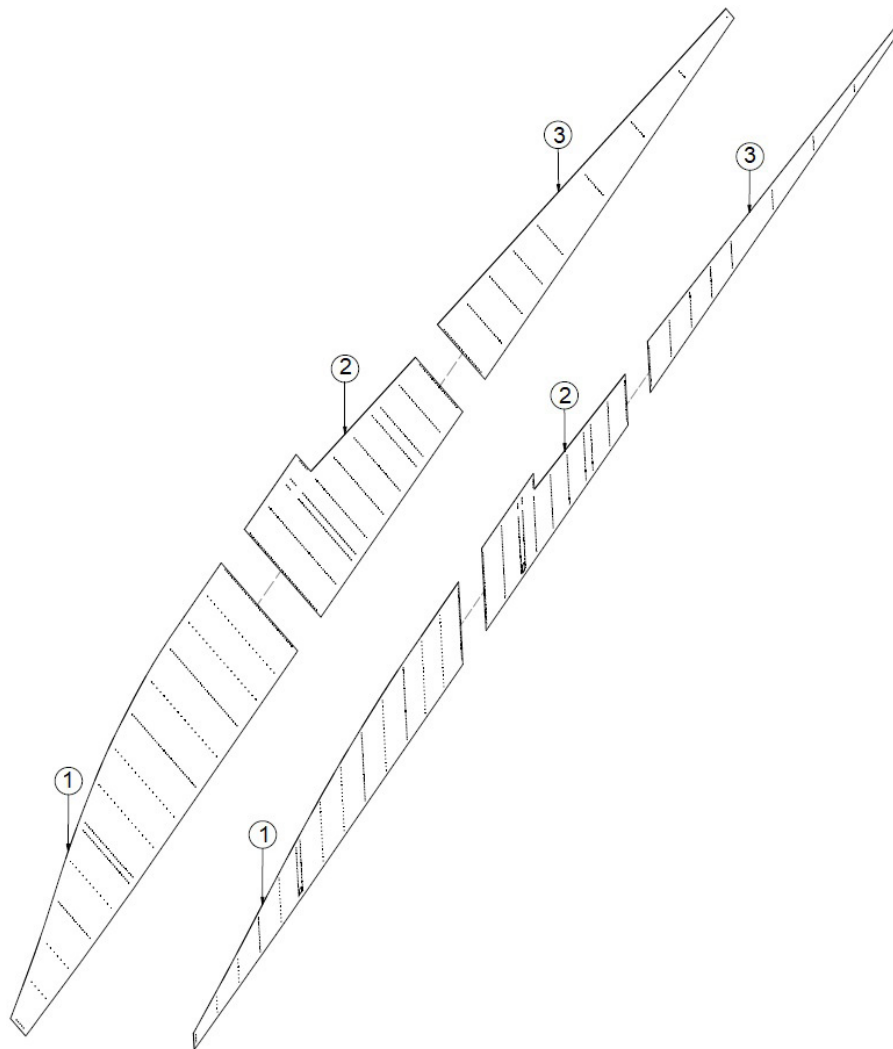
ITEM	QTY	PART NO.	PART DESCRIPTION
1	1	13A01150-037	SKIN-SIDE FWD INBRD L.
	1	13A01150-036	SKIN-SIDE FWD INBRD R.
	1	13A01150-039	SKIN-SIDE FWD OUTBRD L.
	1	13A01150-038	SKIN-SIDE FWD OUTBRD R.
2	1	13A01150-036	SKIN-SIDE CENTER INBRD R.
	1	13A01150-037	SKIN-SIDE CENTER INBRD L.
	1	13A01150-038	SKIN-SIDE CENTER OUTBRD R.
	1	13A01150-039	SKIN-SIDE CENTER OUTBRD L.
3	1	13A01150-040	SKIN-SIDE AFT R.
	1	13A01150-123	SKIN-SIDE AFT L.
4	2	3A01000-005	STEP-BOARDING

SIDE SKINS - SEAPLANE FLOAT SERIAL NUMBERS 13301 AND LATER



ITEM	QTY	PART NO.	PART DESCRIPTION
1 LT	1	1011203	SKIN, SIDE, FWD, INBOARD, LEFT
1 RT	1	1011202	SKIN, SIDE, FWD, INBOARD, RIGHT
2 LT	1	1011205	SKIN, SIDE, FWD, OUTBOARD, LEFT
2 RT	1	1011204	SKIN, SIDE, FWD, OUTBOARD, RIGHT
3	1	1011266	SKIN, SIDE, MID, INBOARD, LH
4	1	1011284	SKIN, SIDE, AFT, RIGHT
5	1	1011285	SKIN, SIDE, AFT, LEFT
6	1	1011715	SKIN, SIDE, MID, OUTBOARD, LH, STRAIGHT

SIDE SKINS - SEAPLANE FLOAT SERIAL NUMBERS 13300 AND PRIOR



ITEM	QTY	PART NO.	PART DESCRIPTION
1	1	13A01150-037	SKIN-SIDE FWD INBRD L.
	1	13A01150-036	SKIN-SIDE FWD INBRD R.
	1	13A01150-039	SKIN-SIDE FWD OUTBRD L.
	1	13A01150-038	SKIN-SIDE FWD OUTBRD R.
2	1	13A01163-014	SKIN-SIDE CENTER INBRD R.
	1	13A01163-013	SKIN-SIDE CENTER INBRD L.
	1	1011002	SKIN-SIDE CENTER OUTBRD R. NO STEP
	1	1011001	SKIN-SIDE CENTER OUTBRD L. NO STEP
	1	13A01163-016	SKIN-SIDE CENTER OUTBRD R. STEP CUTOUT
	1	13A01163-015	SKIN-SIDE CENTER OUTBRD L. STEP CUTOUT
3	1	13A01150-040	SKIN-SIDE AFT R.
	1	13A01150-123	SKIN-SIDE AFT L.

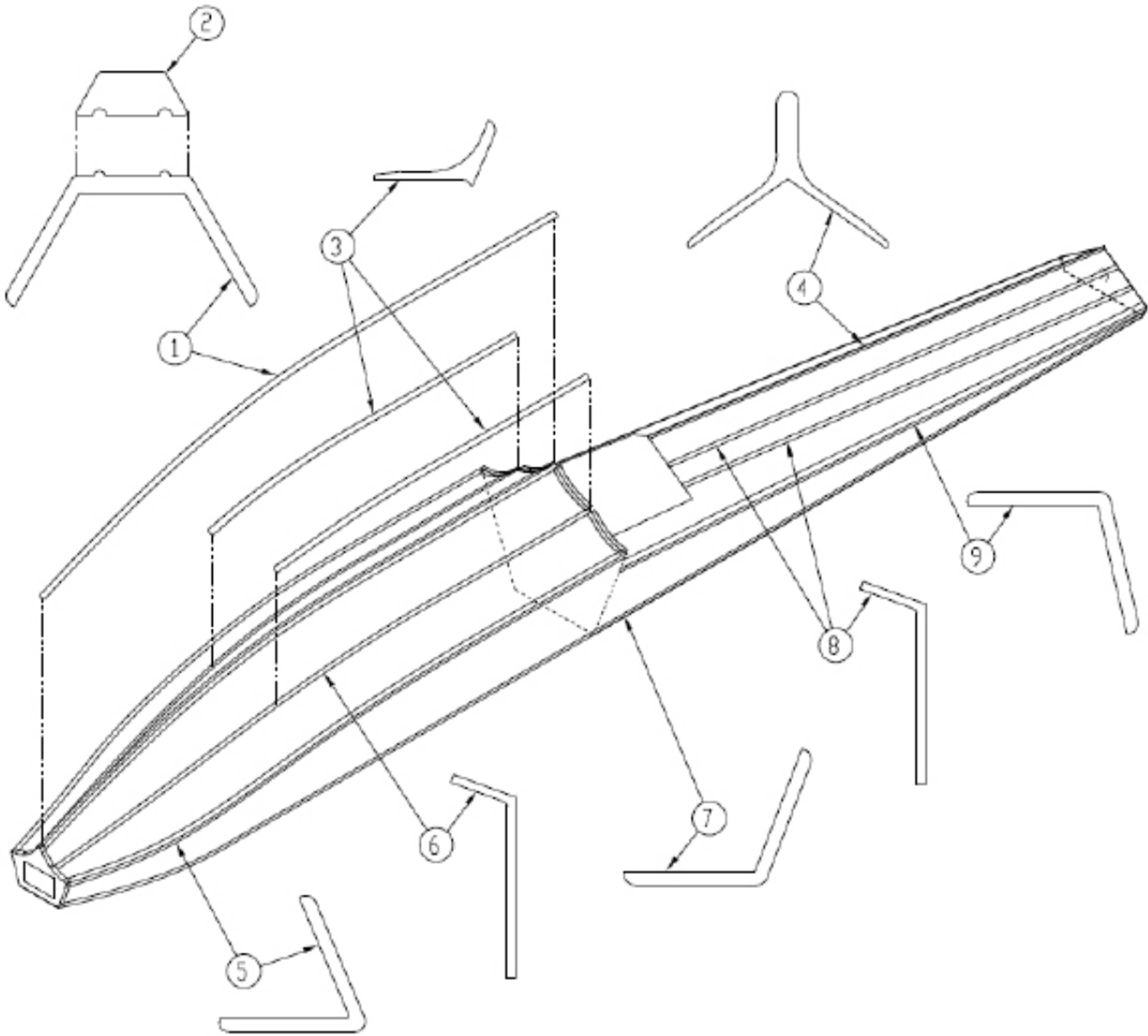
THIS PAGE INTENTIONALLY LEFT BLANK

SECTION 5 EXTRUSIONS

CONTENTS

EXTRUSIONS - AMPHIBIAN.....	88
EXTRUSIONS - SEAPLANE S/N 13067 AND LATER.....	90

EXTRUSIONS - AMPHIBIAN

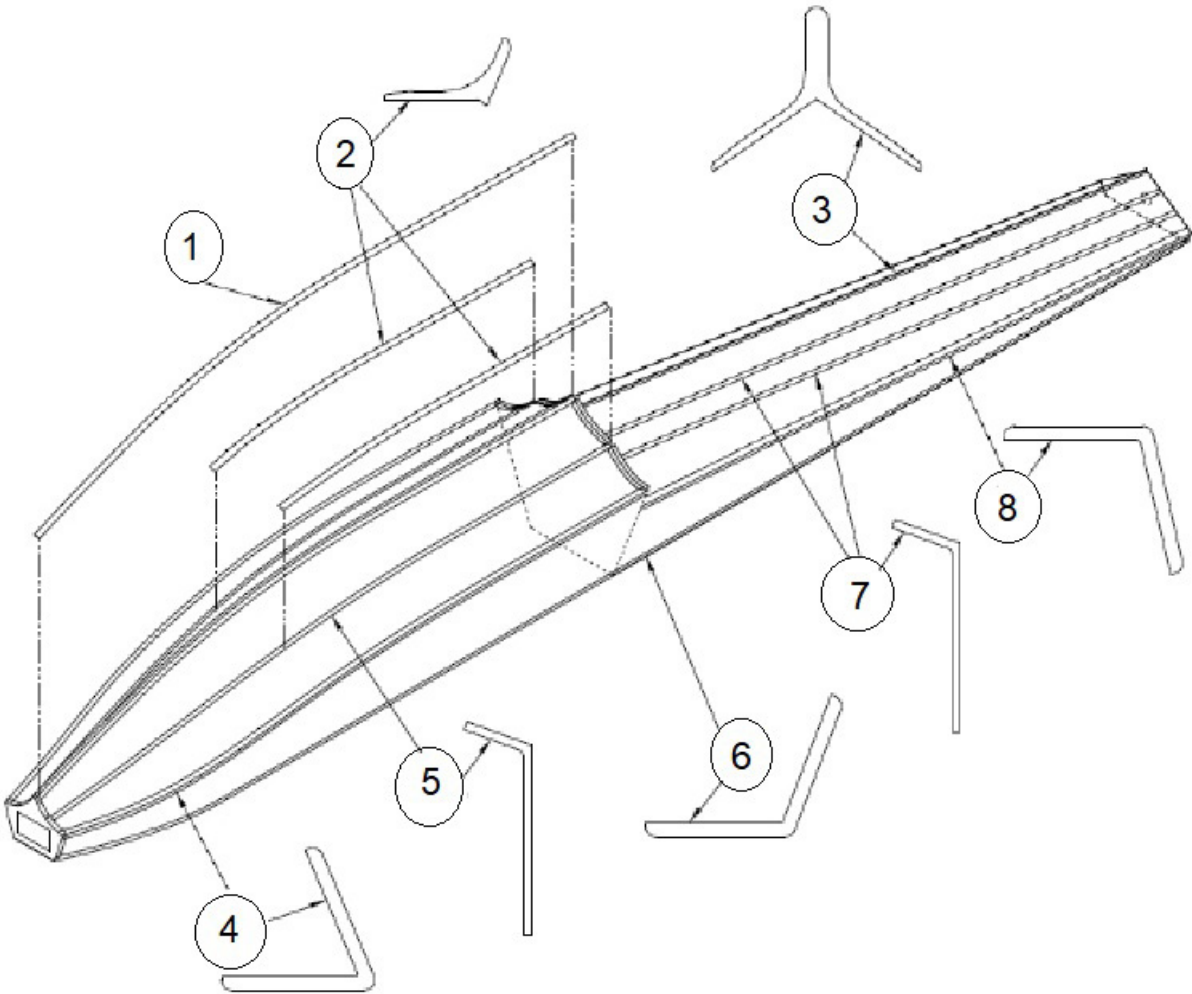


PARTS MANUAL
13000 FLOATS ON DEHAVILLAND DHC-6 TWIN OTTER

ITEM	QTY	PART NO.	PART DESCRIPTION
1	1	13A01387-001	KEEL-MAIN
2	1	13A01388-001	WEAR STRIP MAIN KEEL
3	1	8A01342-006	SISTER KEEL R.
	1	8A01342-005	SISTER KEEL L.
4	1	13A01328-001	KEEL-AFTERBODY
5	1	13A01385-001	CHINE-FORWARD-L.
	1	13A01385-002	CHINE-FORWARD R.
6	1	13A01383-005	SISTER KEEL-FWD INSIDE L.
	1	13A01383-006	SISTER KEEL-FWD INSIDE R.
7	1	13A01384-001	GUNWALL L.
	1	13A01384-002	GUNWALL R.
8	1	13A01383-002	SISTER KEEL-AFTERBODY INBOARD R.
	1	13A01383-001	SISTER KEEL-AFTERBODY INBOARD L.
	1	13A01383-004	SISTER KEEL-AFTERBODY OUTBOARD R.
	1	13A01383-003	SISTER KEEL-AFTERBODY OUTBOARD L.
9	1	13A01386-001	CHINE-AFTERBODY L.
	1	13A01386-002	CHINE-AFTERBODY R.

NOTE: ANY PORTION OF ABOVE EXTRUSIONS MAY BE PURCHASED IN SECTIONS SHORTER THAN FULL LENGTH. (PLEASE NOTE AREA REQUIRED).

EXTRUSIONS - SEAPLANE S/N 13067 AND LATER



PARTS MANUAL
13000 FLOATS ON DEHAVILLAND DHC-6 TWIN OTTER

ITEM	QTY	PART NO.	PART DESCRIPTION
1	1	13S01387-004	KEEL-MAIN
2	1	8A01342-006	SISTER KEEL R.
	1	8A01342-005	SISTER KEEL L.
3	1	13S01328-004	KEEL-AFTERBODY
4	1	13A01385-001	CHINE-FORWARD-L.
	1	13A01385-002	CHINE-FORWARD R.
5	1	13A01383-005	SISTER KEEL-FWD INSIDE L.
	1	13A01383-006	SISTER KEEL-FWD INSIDE R.
6	1	13A01384-001	GUNWALL L.
	1	13A01384-002	GUNWALL R.
7	2	13S01383-051	SISTER KEEL-AFTERBODY INBOARD
	2	13S01383-052	SISTER KEEL-AFTERBODY OUTBOARD
8	1	13A01386-001	CHINE-AFTERBODY L.
	1	13A01386-002	CHINE-AFTERBODY R.

NOTE: ANY PORTION OF ABOVE EXTRUSIONS MAY BE PURCHASED IN SECTIONS SHORTER THAN FULL LENGTH. (PLEASE NOTE AREA REQUIRED).

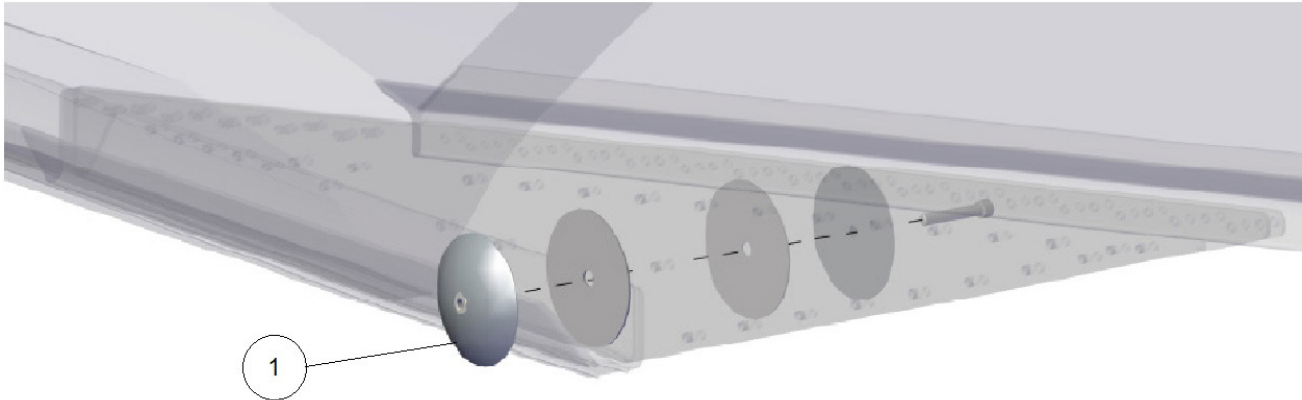
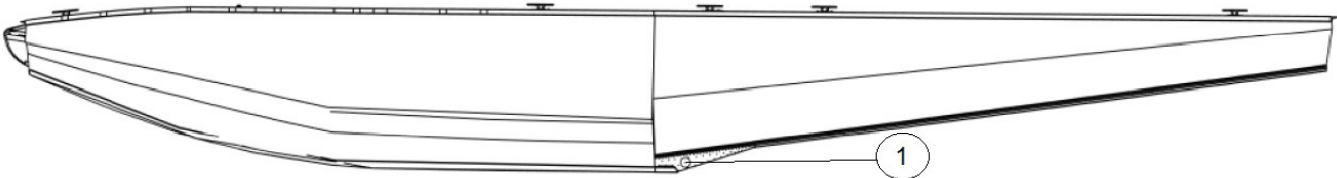
THIS PAGE INTENTIONALLY LEFT BLANK

SECTION 6 MISCELLANEOUS SEAPLANE ONLY ITEMS

CONTENTS

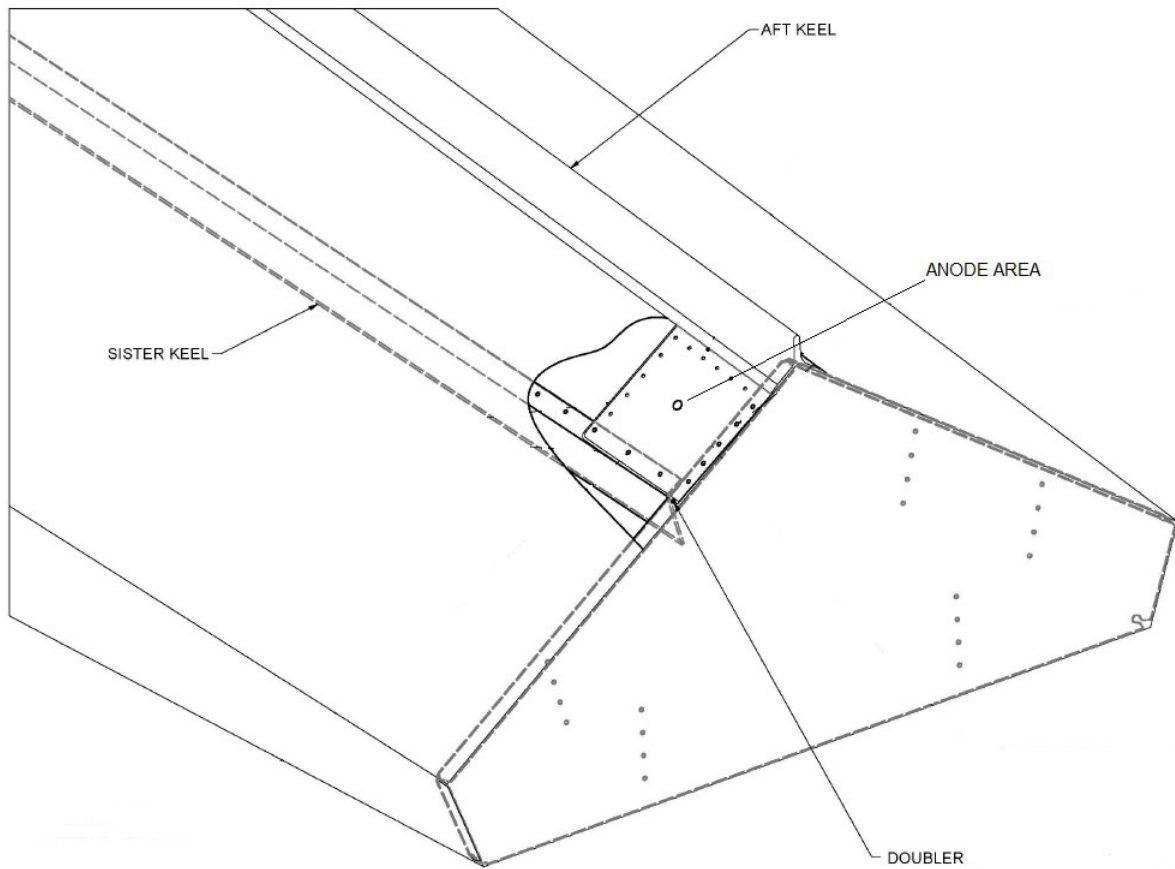
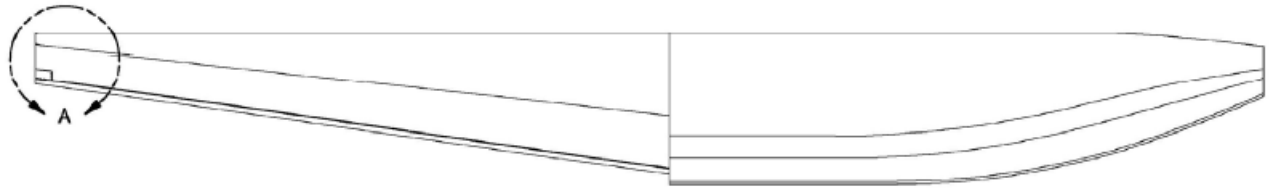
SKEG ANODE.....	94
REAR ANODE & DOUBLERS.....	95
GUSSETS & KEEL SPACER.....	96

SKEG ANODE



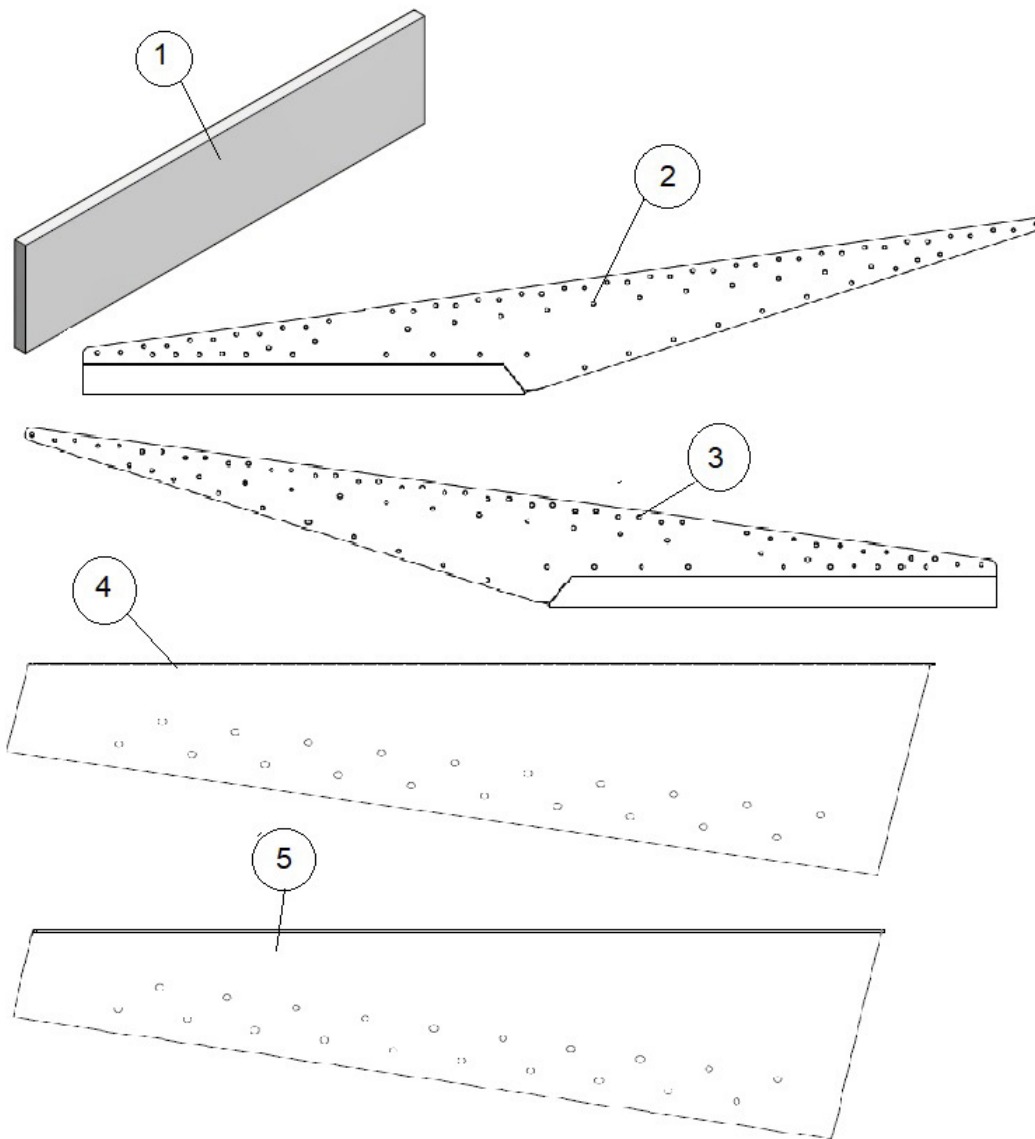
ITEM	QTY	PART NO.	PART DESCRIPTION
1	2	13S01150-213	WASHER - ZINC ANODE

REAR ANODE & DOUBLERS



ITEM	QTY	PART NO.	PART DESCRIPTION
-	1	13S01150-211	DOUBLER, ZINC ANODE, RIGHT FLOAT, 13000
-	1	13S01150-212	DOUBLER, ZINC ANODE LEFT FLOAT, 13000
-	2	13S01150-213	WASHER - ZINC ANODE

GUSSETS & KEEL SPACER



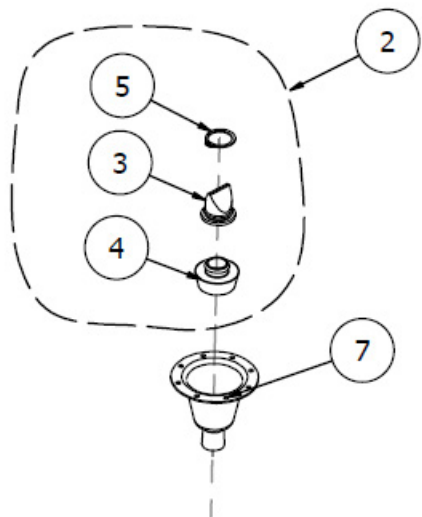
ITEM	QTY	PART NO.	PART DESCRIPTION
1	2	13S01156-189	SPACER, SISTER KEEL
2	1	13S01156-187	GUSSET - KEEL - INBOARD
3	1	13S01156-188	GUSSET - KEEL - OUTBOARD
4	1	13S01162-094	GUSSET - SISTER KEEL - INBOARD
5	1	13S01162-095	GUSSET - SISTER KEEL - OUTBOARD

SECTION 7 PUMPOUT CUP AND TUBE & FLOAT HAND PUMP

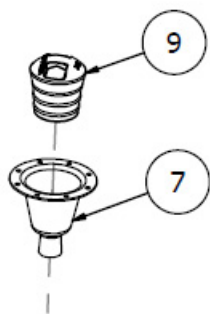
CONTENTS

PUMPOUT CUP AND TUBE	98
FLOAT HAND PUMP	100

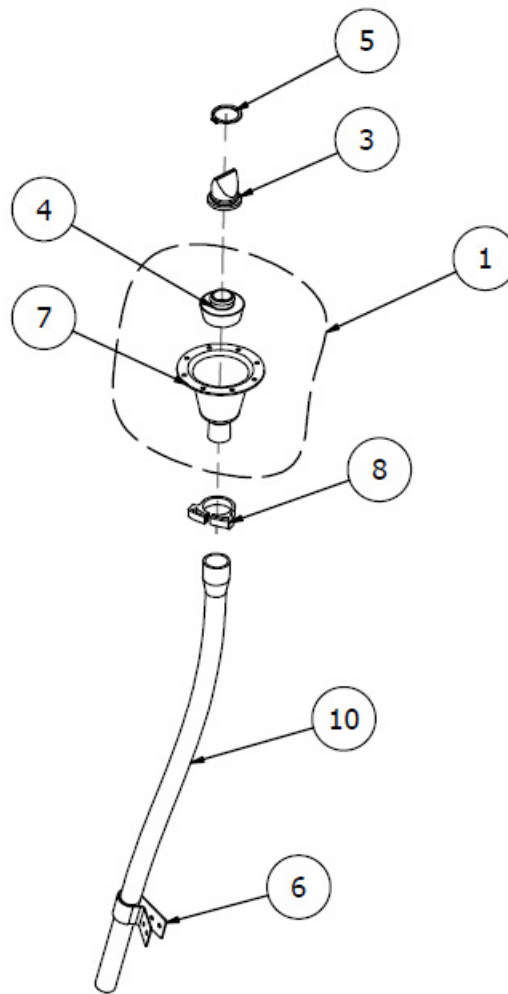
PUMPOUT CUP AND TUBE



DUCKBILL VALVE
RETROFIT



STOPPER



CUP ASSEMBLY
& TUBE

PARTS MANUAL
13000 FLOATS ON DEHAVILLAND DHC-6 TWIN OTTER

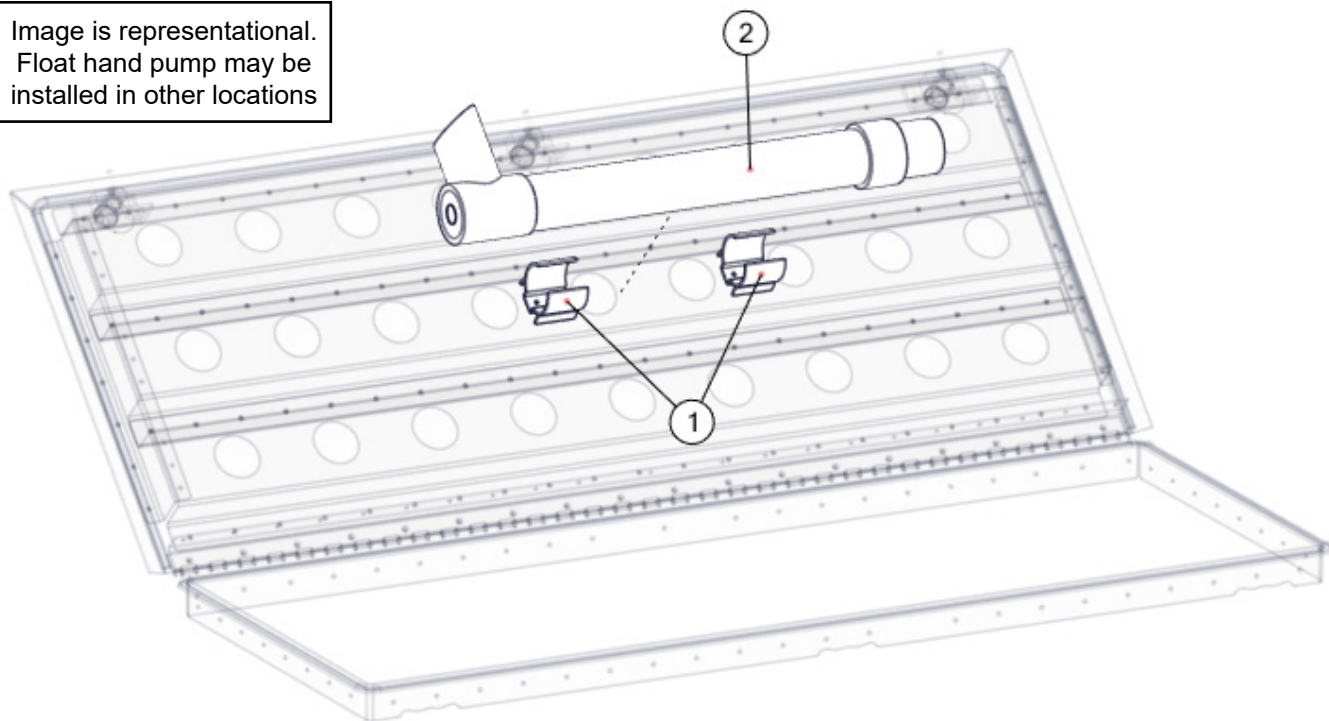
ITEM	QTY	PART NO.	PART DESCRIPTION	NOTE
1	1	1011004	ASSEMBLY, CUP, PUMPOUT, DUCKBILL	
2	1	1011075	KIT, PUMPOUT PLUG, DUCKBILL	1
3	1	1011870	VALVE, DUCKBILL	
4	1	1011808	RETAINER, VALVE, DUCKBILL, PUMPOUT PLUG	
5	1	91590A129	RETAINING RING, EXTERNAL, 13/16 OD, STAINLESS	
6	1	3A01158-003	CLAMP, PUMP OUT TUBE	
7	1	4A01749-001	CUP, PUMP OUT	
8	1	57134	CLAMP	
9	1	2111	STOPPER, PUMPOUT, LAKE AND AIR	2
10	A/R	RM618	TUBE, 5/8 OD, 1/2 ID	3
	40.75 IN	RM618	PUMPOUT TUBE	
	49 IN	RM618	PUMPOUT TUBE	
	44 IN	RM618	PUMPOUT TUBE	
	43 IN	RM618	PUMPOUT TUBE	
	46 IN	RM618	PUMPOUT TUBE	
	49 IN	RM618	PUMPOUT TUBE	
	38.5 IN	RM618	PUMPOUT TUBE	
	34 IN	RM618	PUMPOUT TUBE	
	30 IN	RM618	PUMPOUT TUBE	
	28 IN	RM618	PUMPOUT TUBE	
	24.5 IN	RM618	PUMPOUT TUBE	
	23.5 IN	RM618	PUMPOUT TUBE	
	19.5 IN	RM618	PUMPOUT TUBE	

NOTES:

1. Parts kit that requires RTV adhesive, see service letter 240 for instructions.
2. Not compatible with 1011004.
3. Length in feet as required, see tube table for individual lengths.

FLOAT HAND PUMP

Image is representational.
Float hand pump may be
installed in other locations

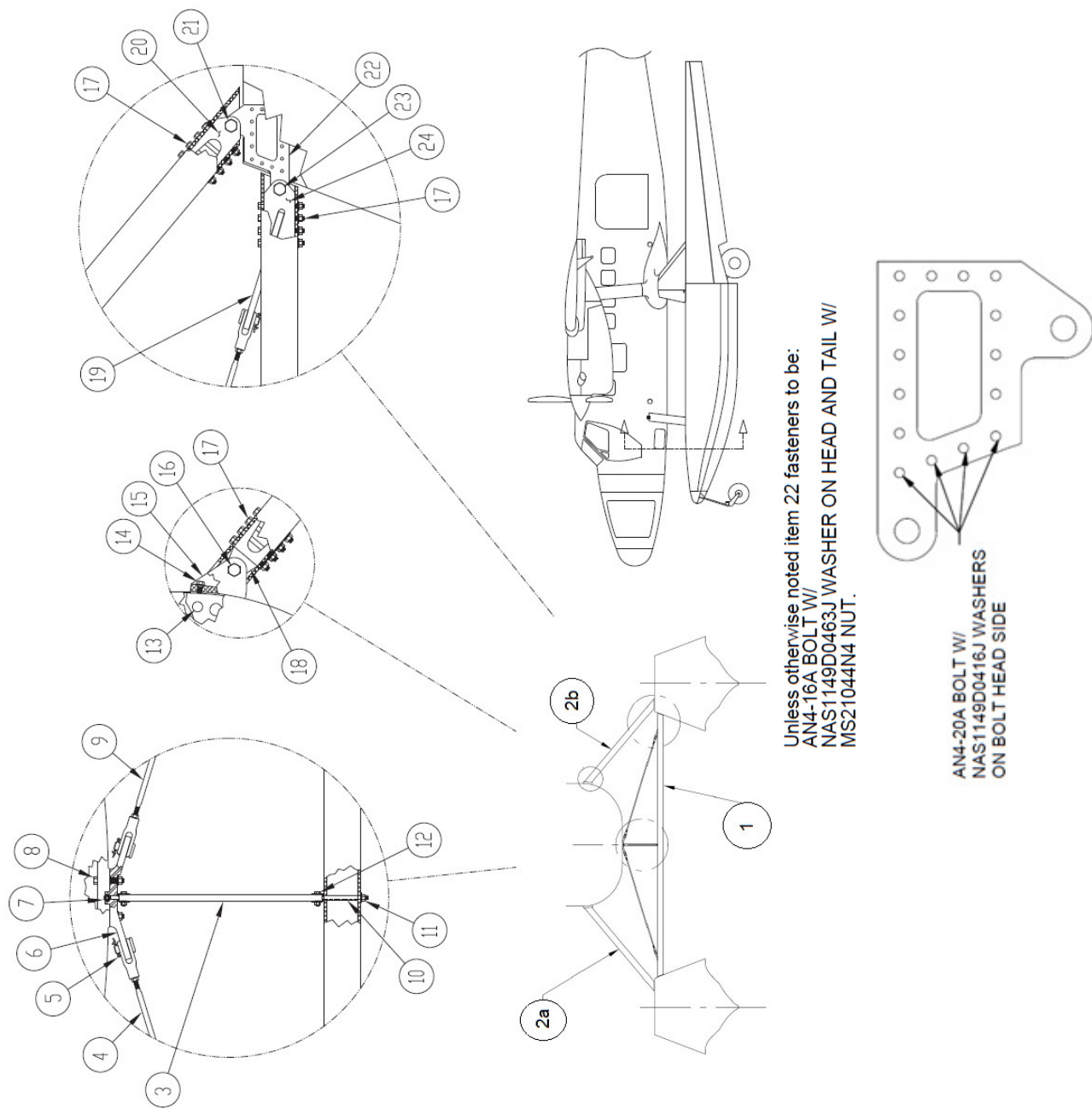


ITEM	QTY	PART NO.	PART DESCRIPTION
1	2	CM-2	CLIP, PLASTIC, PUMPOUT (SCREWS INCLUDED, MAY BE RIVETED IN)
2	1	F15PX	PUMP, HAND, FLOAT, 15"
2 (ALT)	1	F24PX	PUMP, HAND, FLOAT, 24"
2 (ALT)	1	F36PX	PUMP, HAND, FLOAT, 36"

SECTION 8
STRUTS, SPREADER BARS, STEPS, FUSELAGE ITEMS &
PYLONS
CONTENTS

FRONT STRUTS INSTALLATION	102
REAR STRUTS INSTALLATION FLOAT SERIAL NUMBERS 13315 & 13316 AND PRIOR	106
REAR STRUTS INSTALLATION FLOAT SERIAL NUMBERS 13317 & 13318 AND LATER	110
FUSELAGE STEPS INSTALLATION	114
INSTALLATION MISC. FUSELAGE ITEMS	120
RIGHT PYLON ASSEMBLY FLOAT SERIAL NUMBERS 13317 & 13318 AND LATER	121
LEFT PYLON ASSEMBLY FLOAT SERIAL NUMBERS 13317 & 13318 AND LATER	123
RIGHT PYLON ASSEMBLY FLOAT SERIAL NUMBERS 13315 & 13316 AND PRIOR	125
LEFT PYLON ASSEMBLY FLOAT SERIAL NUMBERS 13315 & 13316 AND PRIOR	127

FRONT STRUTS INSTALLATION



Unless otherwise noted item 22 fasteners to be:
 AN4-16A BOLT W/
 NAS1149D0463J WASHER ON HEAD AND TAIL W/
 MS21044N4 NUT.

AN4-20A BOLT W/
 NAS1149D0416J WASHERS
 ON BOLT HEAD SIDE

ITEM 22 Auxiliary View

PARTS MANUAL
13000 FLOATS ON DEHAVILLAND DHC-6 TWIN OTTER

ITEM	QTY	PART NO.	PART DESCRIPTION
1	1	13A03000-025	SPREADER BAR ASSY. FWD. 13000
	1	13A03335-004	SPREADER BAR, FWD.
	1	13A03280-003	BUSHING - FRONT SPDR. BAR, JURY STRUT
	1	AN44-34A	BOLT EYE, 5/16-24 THRD, 1/4" SIZE, 3-1/16" GRIP, 3-19/32" LNTH
	1	MS20002C5	WASHER, DIA 5/16", COUNTERSUNK
	1	NAS1149D0516J	WASHER, AIRFRAME, ALUMINUM, TO FIT DIA 5/16"
	1	MS21044N5	NUT, HEX LOCKING NYLON INSERT 5/16-24
2a	1	13A02000-130	ASSY, STRUT, FWD, RIGHT, DHC6
	1	13A02335-002	STRUT, FRONT, RIGHT
	1	13A02030-006	FITTING, FRONT STRUT LOWER
	1	13A02056-012	FITTING, FRONT STRUT, UPPER, RH
	16	NAS1149F0532P	WASHER, 0.328 ID, 0.032 THK, STEEL
	8	MS21044N5	NUT, LOCKING, REGULAR HEIGHT, 5/16-24 UNF
	8	AN5-33A	BOLT, STEEL, 5/16-24 THREAD, 2.938" GRIP, 3.469" LENGTH
2b	1	13A02000-131	ASSY, STRUT, FWD, LEFT, DHC6
	1	13A02335-003	STRUT, FRONT, LEFT
	1	13A02030-006	FITTING, FRONT STRUT LOWER
	1	13A02056-006	FITTING, UPPER, FRONT STRUT, LH
	8	AN5-33A	BOLT, STEEL, 5/16-24 THREAD, 2.938" GRIP, 3.469" LENGTH
	8	MS21044N5	NUT, LOCKING, REGULAR HEIGHT, 5/16-24 UNF
	16	NAS1149F0532P	WASHER, 0.328 ID, 0.032 THK, STEEL
3	1	1012316	STRUT, JURY, FRONT SPREADER BAR (13A03473-001 DISCONTINUED)
4	1	13A02000-079	FRONT DRAG WIRE
	1	AN665-247LS *	CLEVIS "L"
	1	AN665-247RS *	CLEVIS "R"
	1	AN316C10L	CHECK NUT "L"
	1	AN316C10R	CHECK NUT "R"
	2	MS20392-9C33	PIN - CLEVIS
	2	MS24665-444	PIN - COTTER
5	4	MS20392-9C33	PIN
	4	MS24665-353	PIN COTTER
6	1	13A02469-001	FITTING FUSELAGE DRAG WIRE
	1	13A02078-002	SHIM IN BELLY SKIN (NOT SHOWN) PRE-A/C SN 231 ONLY
7	1	AN44-10A	EYEBOLT
	1	NAS1804-5	NUT, SELF LOCKING, EXTENDED WASHER, 5/16-24
8	2	MS21250-06026	BOLT, SHEAR, 3/8-24, 1-5/8 IN GRIP
	2	MS21250-06025 (ALT)	BOLT, SHEAR, 3/8-24, 1-9/16 IN GRIP
	2	MS20002C6	WASHER, HIGH STRENGTH (HEAD SIDE), 3/8", COUNTERSUNK
	2	NAS1149F0663P	WASHER, 0.39 ID, 0.063 THK, STEEL

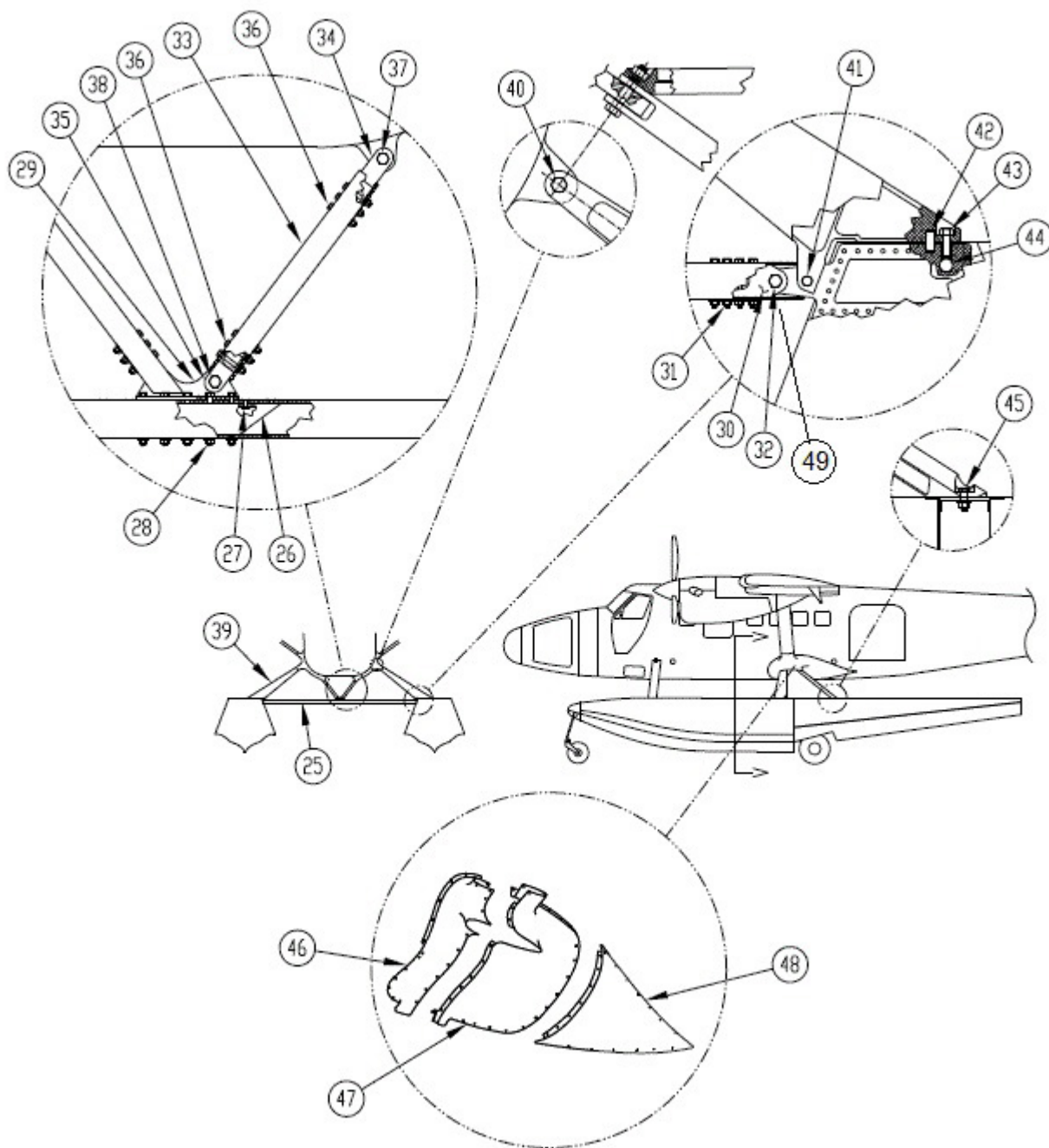
ITEM	QTY	PART NO.	PART DESCRIPTION
	2	MS21044N6	NUT, LOCKING, REGULAR HEIGHT, 3/8-24 UNF
9	1	13A02000-079	FRONT DRAG WIRE
	1	AN665-247LS *	CLEVIS "L"
	1	AN665-247RS *	CLEVIS "R"
	1	AN316C10L	CHECK NUT "L"
	1	AN316C10R	CHECK NUT "R"
	2	MS20392-9C33	PIN - CLEVIS
	2	MS24665-444	PIN - COTTER
10	1	13A03280-003	BUSHING
11	1	AN44-34A	EYEBOLT
	1	NAS1149F0563P	WASHER, 0.328 ID, 0.063 THK, STEEL
	1	MS21044N5	NUT, LOCKING, REGULAR HEIGHT, 5/16-24 UNF
12	2	AN4-7A	BOLT, 1/4-28, 0.4375 GRIP, UNDRILLED, STEEL
	2	NAS1149F0463P	WASHER, 0.265 ID, 0.063 THK, STEEL
	2	MS21044N4	NUT, LOCKING, REGULAR HEIGHT, 1/4-28 UNF
13	4	13A02458-002	BARREL NUT (FITTINGS WITH .75" DIA HOLES)
	4	2552-064RET	RETAINER (FITTINGS WITH .75" DIA HOLES)
	4	NAS577B6A (REF)	BARREL NUT (FITTINGS WITH .68" DIA HOLES)
	4	NAS578-6A (REF)	RETAINER (FITTINGS WITH .68" DIA HOLES)
14	4	AN6-20A	BOLT, 3/8-24, 1.438 GRIP, UNDRILLED, STEEL
	4	NAS1149F0663P	WASHER, 0.39 ID, 0.063 THK, STEEL
15	1	13A02029-002	FITTING-FT. STRUT R.
	1	13A02029-001	FITTING-FT. STRUT L.
16	2	AN10-25A	BOLT, 5/8-18, 1.8125 GRIP, UNDRILLED, STEEL
	4	NAS1149F1063P	WASHER, 0.64 ID, 0.063 THK, STEEL
	2	MS21044N10	NUT, LOCKING, REGULAR HEIGHT, 5/8-18 UNF
17	16	AN5-33A	BOLT, STEEL, 5/16-24 THREAD, 2.938" GRIP, 3.469" LENGTH
	32	NAS1149F0532P	WASHER, 0.328 ID, 0.032 THK, STEEL
	16	MS21044N5	NUT, LOCKING, REGULAR HEIGHT, 5/16-24 UNF
18	1	13A02056-006	FITTING FT. STRUT L.
	1	13A02056-012	FITTING FT. STRUT R.
19	2	13A02540-002	FITTING DRAG WIRE
20	2	13A02030-006	FITTING FT. STRUT LOWER
21	2	AN10-30A	BOLT, 5/8-18, 2.1875 GRIP, UNDRILLED, STEEL
	4	NAS1149F1063P	WASHER, 0.64 ID, 0.063 THK, STEEL
	2	MS21044N10	NUT, LOCKING, REGULAR HEIGHT, 5/8-18 UNF
22	2	13A01082-001	FITTING-FLOAT
	8	AN4-20A	BOLT, 1/4-28, 1.5625 GRIP, UNDRILLED, STEEL
	22	AN4-16A	BOLT, 1/4-28, 1.3125 GRIP, UNDRILLED, STEEL
	8	NAS1149D0416J	WASHER, 0.265 ID, 0.016 THK, ALUMINUM
	52	NAS1149D0463J	WASHER, 0.265 ID, 0.063 THK, ALUMINUM

PARTS MANUAL
13000 FLOATS ON DEHAVILLAND DHC-6 TWIN OTTER

ITEM	QTY	PART NO.	PART DESCRIPTION
	30	MS21044N4	NUT, LOCKING, REGULAR HEIGHT, 1/4-28 UNF
23	2	AN10-30A	BOLT, 5/8-18, 2.1875 GRIP, UNDRILLED, STEEL
	4	NAS1149F1063P	WASHER, 0.64 ID, 0.063 THK, STEEL
	2	MS21044N10	NUT, LOCKING, REGULAR HEIGHT, 5/8-18 UNF
24	2	1012547	FITTING FRONT SPEADER BAR

* "S" DENOTES STAINLESS STEEL

REAR STRUTS INSTALLATION FLOAT SERIAL NUMBERS 13315 & 13316 AND PRIOR



PARTS MANUAL
13000 FLOATS ON DEHAVILLAND DHC-6 TWIN OTTER

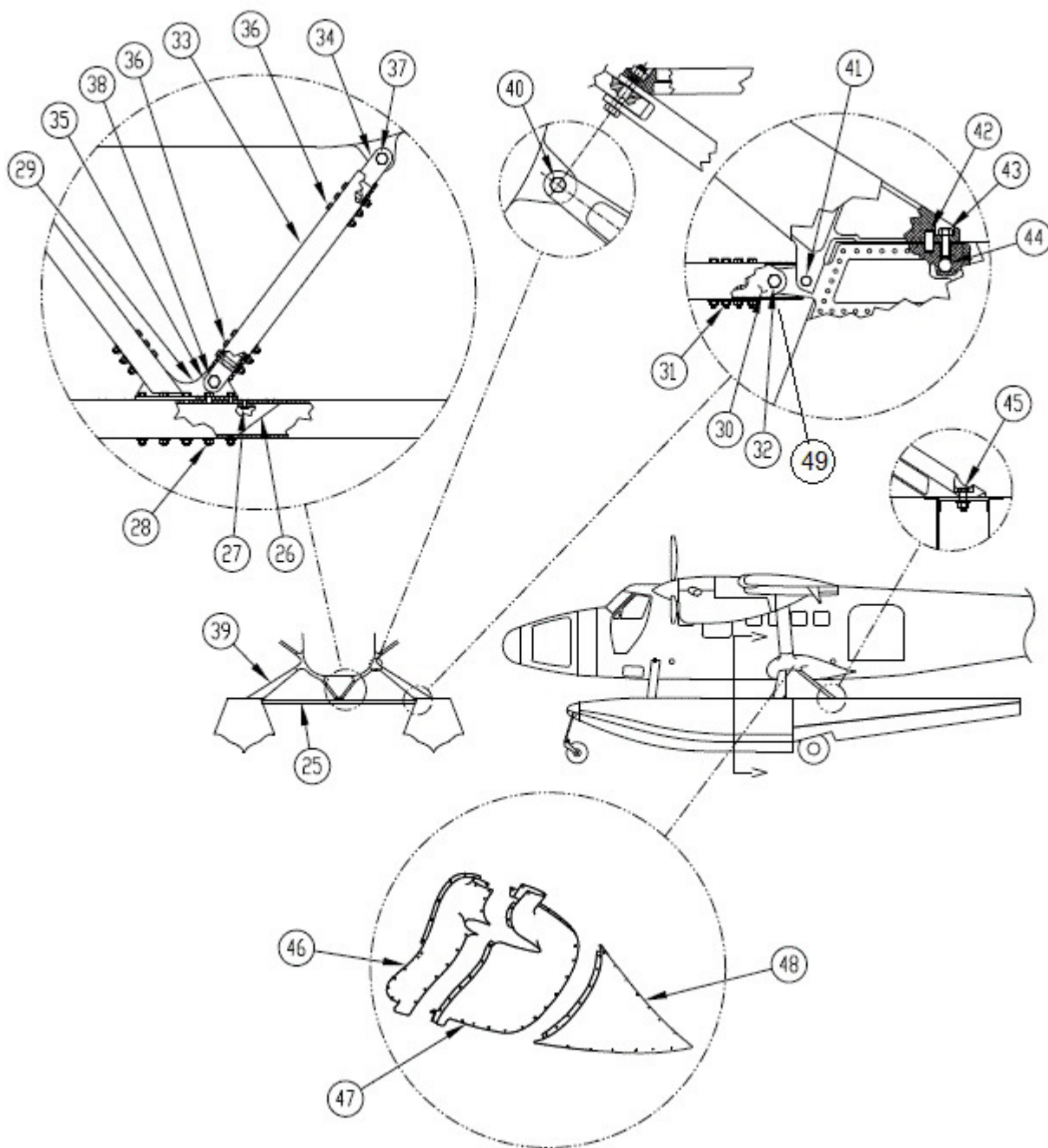
ITEM	QTY	PART NO.	PART DESCRIPTION
25	1	13A03000-020	ASSY. REAR SPREADER BAR (INCLUDES ITEMS 26, 27, 28, 29, 30, 31)
	1	13A03335-005	SPREADER BAR (NO FITTINGS)
26	1	13A03390-003	INSERT - REAR SPREADER BAR
27	8	MS90354U10-08	HUCK BOLTS
28	10	AN6-35A	BOLT, 3/8-24 THREAD, 3-1/16" GRIP, 3-45/64 LENGTH
	10	NAS1149D0616J	WASHER, 0.39 ID, 0.016 THK, ALUMINUM
	10	MS21044N6	NUT, LOCKING, REGULAR HEIGHT, 3/8-24 UNF
29	1	13A03000-022	FITTING - ASSY.
	1	13A03030-001	FITTING
	2	13A02454-003	BUSHING
30	2	1011600	FITTING SPREADER BAR ATTACH
31	8	AN6-34A	BOLT, 3/8-24, 2.9375 GRIP, UNDRILLED, STEEL
	16	NAS1149D0616J	WASHER, 0.39 ID, 0.016 THK, ALUMINUM
	8	MS21044N6	NUT, LOCKING, REGULAR HEIGHT, 3/8-24 UNF
32	2	AN10-31A	BOLT, 5/8-18, 2.3125 GRIP, UNDRILLED, STEEL
	4	NAS1149F1063P	WASHER, 0.64 ID, 0.063 THK, STEEL
	2	MS21044N10	NUT, LOCKING, REGULAR HEIGHT, 5/8-18 UNF
33	1	13A02000-132	ASSY STRUT - JURY R..
		1005827	ASSEMBLY, JURY STRUT, RIGHT (MAY BE USED IN PLACE OF 13A02000-132)
	1	13A02000-133	ASSY STRUT - JURY L.
		1005826	ASSEMBLY, JURY STRUT, LEFT (MAY BE USED IN PLACE OF 13A02000-133)
	1	13A02356-035	STRUT (BLANK)
34	2	13A02000-024	ASSY UPPER FITTING
	1	13A02056-009	FITTING
	2	13A02454-002	BUSHING
35	2	13A02000-023	ASSY LOWER FITTING
	1	13A02059-004	FITTING
	2	13A02454-002	BUSHING
36	12	AN5-23A	BOLT, 5/16-24, 1.9375 GRIP, UNDRILLED, STEEL
	12	NAS1149F0563P	WASHER, 0.328 ID, 0.063 THK, STEEL
	12	NAS1149F0532P	WASHER, 0.328 ID, 0.032 THK, STEEL
	12	MS21044N5	NUT, LOCKING, REGULAR HEIGHT, 5/16-24 UNF
37	2	13A02512-003	BUSHING - AIRCRAFT
	2	NAS6209-40	BOLT, 9/16-18 UNJF, 2.500 GRIP, UNDRILLED, STEEL
	N/A	NAS6209-40A (ALT)	BOLT, 9/16-18 UNJF, 2.500 GRIP, DRILLED THREAD, STEEL (MAY BE USED AS ALT, WITHOUT COTTER PIN. ENSURE DRILLED HOLE IS NOT WITHIN THE THREADED AREA OF MATING NUT AND DOES NOT DAMAGE LOCKING FEATURE)
	2	NAS1149F0932P	WASHER, 0.578 ID, .032 THK, STEEL

ITEM	QTY	PART NO.	PART DESCRIPTION
	2	MS21083N9	NUT, LOCKING, LOW HEIGHT, 9/16-18 UNF
38	2	NAS6209-26	BOLT, CLOSE TOLERANCE, 9/16-18 UNF, 1.625 GRIP, STEEL
	2	NAS1149F0932P	WASHER, 0.578 ID, .032 THK, STEEL
	2	MS21083N9	NUT, LOCKING, LOW HEIGHT, 9/16-18 UNF
39	2	13A02000-084	MAIN STRUT ASSY R.
	1	13A02000-095	MAIN STRUT ASSY L.
	1	13A02105-001	MAIN STRUT - MACH
	1	13A02073-003	DRAG STRUT - MACH L.
	1	13A02073-002	DRAG STRUT - MACH R.
	1	13A02163-027	SKIN LEADING EDGE L.
	1	13A02163-022	SKIN LEADING EDGE R.
	1	13A02150-111	TOP SKIN L.
	1	13A02150-106	TOP SKIN R.
	1	13A02150-105	BOTTOM SKIN L.
	1	13A02150-112	BOTTOM SKIN R.
	1	13A02150-090	STIFFENER TOP SKIN LOWER
	1	13A02150-107	SKIN TRAILING EDGE L.
	1	13A02150-110	SKIN TRAILING EDGE R.
	1	13A02150-089	NOSE RIB UPPER
	2	MS35489-11	GROMMET
	1	13A02150-084	RIB, MAIN STRUT, CENTER #1
	1	13A02150-085	RIB, MAIN STRUT, #2
	1	13A02150-086	RIB, MAIN STRUT, #3
	1	13A02150-087	RIB, MAIN STRUT, #4
	1	13A02163-018	GUSSET-#1 RIB, MAIN STRUT, AT802
	1	13A02163-019	GUSSET, #2 RIB, MAIN STRUT
	1	13A02163-020	GUSSET, #3 RIB, MAIN STRUT
	1	13A02163-021	GUSSET, #4 RIB, MAIN STRUT
40	2	13A02474-001	BUSHING - FUSELAGE
	2	AN12-36A	BOLT, 3/4-16, 2.8125 GRIP, UNDRILLED, STEEL
	2	NAS1149F1232P	WASHER, 0.765 ID, 0.032 THK, STEEL
	2	MS21044N12	NUT, LOCKING, REGULAR HEIGHT, 3/4-16 UNF
41	2	AN8-32A	BOLT, 1/2-20, 2.5625 GRIP, UNDRILLED, STEEL
	2	NAS1149F0716P	WASHER
	2	MS21044N8	NUT, LOCKING, REGULAR HEIGHT, 1/2-20 UNF
42	2	13A02518-003	PIN
43	2	AN10-25A	BOLT, 5/8-18, 1.8125 GRIP, UNDRILLED, STEEL
	2	NAS1149F1063P	WASHER, 0.64 ID, 0.063 THK, STEEL
44	1	13A02458-005	BARREL NUT
45	2	AN8-15A	BOLT, 1/2-20, 0.9375 GRIP, UNDRILLED, STEEL
	4	NAS1149F0716P	WASHER

PARTS MANUAL
13000 FLOATS ON DEHAVILLAND DHC-6 TWIN OTTER

ITEM	QTY	PART NO.	PART DESCRIPTION
	2	MS21044N8	NUT, LOCKING, REGULAR HEIGHT, 1/2-20 UNF
	2	13A02070-004	SPACER - SUPPORT (UNDER NUT)
46	1	1008751-01	STRUT FAIRING FWD L.
	1	1008752-01	STRUT FAIRING FWD R.
	1	13A12599-011	STRUT FAIRING FWD L. (USED PRIOR TO SN 13213S/13214S)
	1	13A12599-012	STRUT FAIRING FWD R. (USED PRIOR TO SN 13213S/13214S)
47	1	1008761	STRUT FAIRING ASSEMBLY CENTER L. (INCLUDES ITEMS BELOW)
	1	13A12000-113	STRUT FAIRING ASSEMBLY CENTER L (USED PRIOR TO SN 13213S/13214S)
	1	1008751-02	STRUT FAIRING CENTER L.
	1	1008763	NUT PLATE STRIP FERRING, FWD, LOWER
	1	1008764	NUT PLATE STRIP FERRING, FWD, MID
	1	1008765	NUT PLATE STRIP FERRING, FWD, UPPER
	1	1008766	NUT PLATE STRIP FERRING, AFT
	24	MS21047L08K	NUT PLATE SELF LOCKING
	1	1008762	STRUT FAIRING ASSY CENTER R. (INCLUDES ITEMS BELOW)
	1	13A12000-114	STRUT FAIRING ASSEMBLY CENTER R. USED PRIOR TO SN 13213S/13214S)
	1	1008752-02	STRUT FAIRING CENTER R.
	1	1008763	NUT PLATE STRIP FERRING, FWD, LOWER
	1	1008764	NUT PLATE STRIP FERRING, FWD, MID
	1	1008765	NUT PLATE STRIP FERRING, FWD, UPPER
	1	1008766	NUT PLATE STRIP FERRING, AFT
	24	MS21047L08K	NUT PLATE SELF LOCKING
48	1	1008751-03	STRUT FAIRING AFT L.
	1	1008752-03	STRUT FAIRING AFT R.
	1	13A12599-007	STRUT FAIRING AFT L. (USED PRIOR TO SN 13213S/13214S)
	1	13A12599-008	STRUT FAIRING AFT R. (USED PRIOR TO SN 13213S/13214S)
49	1	1001763	TOW LUG SPACER BAR, LH (NOT SHOWN)
	4	AN5-37A	BOLT, 5/16-24 THREAD, 3-7/16" GRIP, 3-31/32" LENGTH
	4	NAS1149F0532P	WASHER, 0.328 ID, 0.032 THK, STEEL
	4	MS21044N5	NUT, LOCKING, REGULAR HEIGHT, 5/16-24 UNF
	1	1001764	TOW LUG SPACER BAR, RH (NOT SHOWN)
	4	AN5-37A	BOLT, 5/16-24 THREAD, 3-7/16" GRIP, 3-31/32" LENGTH
	4	NAS1149F0532P	WASHER, 0.328 ID, 0.032 THK, STEEL
	4	MS21044N5	NUT, LOCKING, REGULAR HEIGHT, 5/16-24 UNF

REAR STRUTS INSTALLATION FLOAT SERIAL NUMBERS 13317 & 13318 AND LATER



PARTS MANUAL
13000 FLOATS ON DEHAVILLAND DHC-6 TWIN OTTER

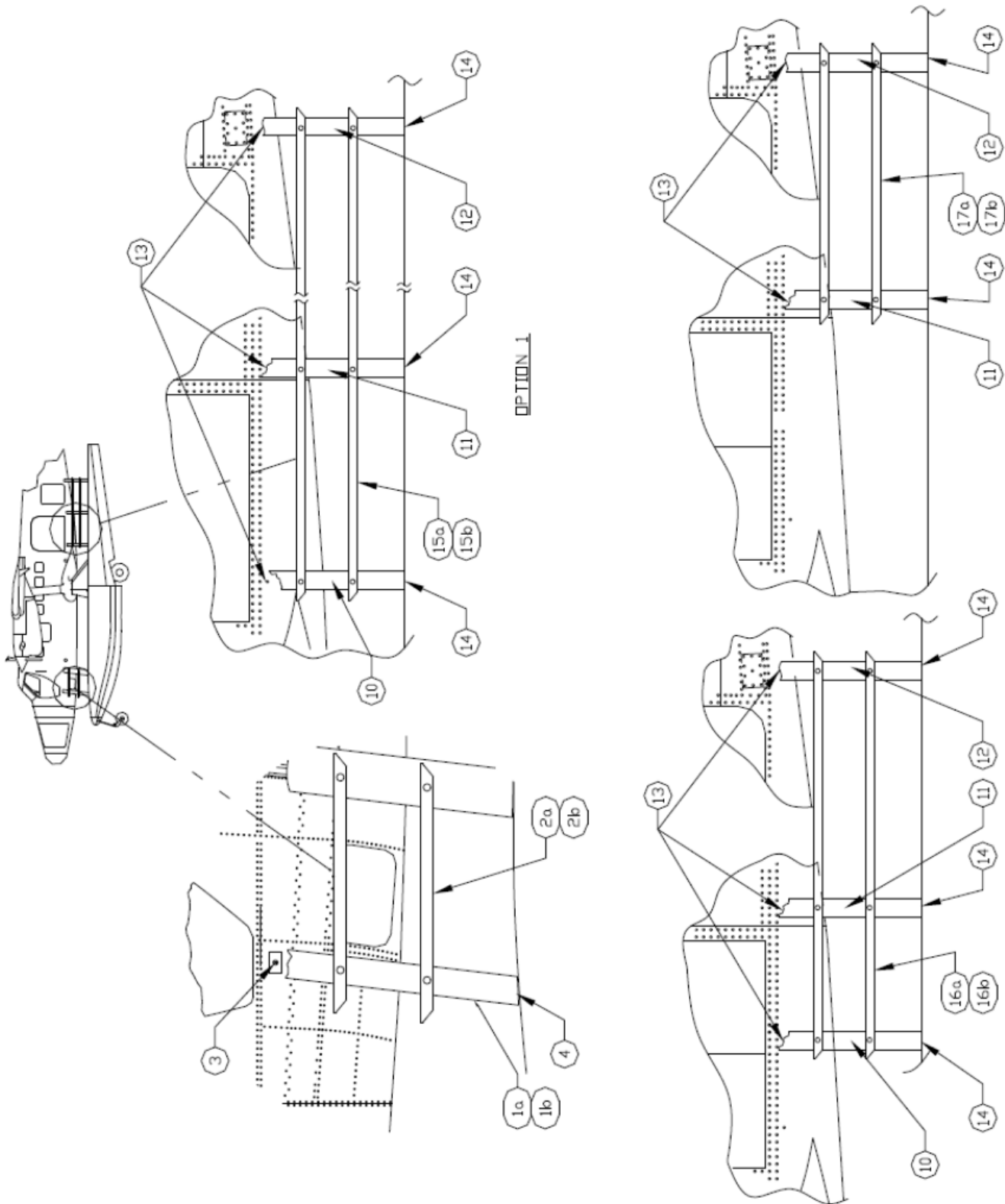
ITEM	QTY	PART NO.	PART DESCRIPTION
25	1	13A03000-020	ASSY. REAR SPREADER BAR (INCLUDES ITEMS 26, 27, 28, 29, 30, 31)
	1	13A03335-005	SPREADER BAR (NO FITTINGS)
26	1	13A03390-003	INSERT - REAR SPREADER BAR
27	8	MS90354U10-08	HUCK BOLTS
28	10	AN6-35A	BOLT, 3/8-24 THREAD, 3-1/16" GRIP, 3-45/64 LENGTH
	10	NAS1149D0616J	WASHER, 0.39 ID, 0.016 THK, ALUMINUM
	10	MS21044N6	NUT, LOCKING, REGULAR HEIGHT, 3/8-24 UNF
29	1	13A03000-022	ASS'Y FITTING - REAR SP. BAR - CENTER
	1	13A03030-001	FITTING, REAR SPREADER BAR, CENTER
	2	13A02454-003	BUSHING - LIFT STRUT - CENTER
30	2	1011600	FITTING SPREADER BAR ATTACH
31	8	AN6-34A	BOLT, 3/8-24, 2.9375 GRIP, UNDRILLED, STEEL
	16	NAS1149D0616J	WASHER, 0.39 ID, 0.016 THK, ALUMINUM
	8	MS21044N6	NUT, LOCKING, REGULAR HEIGHT, 3/8-24 UNF
32	2	AN10-31A	BOLT, 5/8-18, 2.3125 GRIP, UNDRILLED, STEEL
	4	NAS1149F1063P	WASHER, 0.64 ID, 0.063 THK, STEEL
	2	MS21044N10	NUT, LOCKING, REGULAR HEIGHT, 5/8-18 UNF
33	1	13A02000-132	ASSY STRUT - JURY R..
		1005827	ASSEMBLY, JURY STRUT, RIGHT (MAY BE USED IN PLACE OF 13A02000-132)
	1	13A02000-133	ASSY STRUT - JURY L.
		1005826	ASSEMBLY, JURY STRUT, LEFT (MAY BE USED IN PLACE OF 13A02000-133)
	1	13A02356-035	STRUT (BLANK)
34	2	13A02000-024	ASSEMBLY, FITTING, STRUT, CENTER, REAR, UPPER
	1	13A02056-009	FITTING, CENTER STRUT, REAR, UPPER
	2	13A02454-002	BUSHING - LIFT STRUT - CENTER
35	2	13A02000-023	ASSEMBLY, FITTING, STRUT, CENTER, REAR, LOWER
	1	13A02059-004	FITTING, STRUT, CENTER, REAR LOWER
	2	13A02454-002	BUSHING - LIFT STRUT - CENTER
36	12	AN5-23A	BOLT, 5/16-24, 1.9375 GRIP, UNDRILLED, STEEL
	12	NAS1149F0563P	WASHER, 0.328 ID, 0.063 THK, STEEL
	12	NAS1149F0532P	WASHER, 0.328 ID, 0.032 THK, STEEL
	12	MS21044N5	NUT, LOCKING, REGULAR HEIGHT, 5/16-24 UNF
37	2	13A02512-003	BUSHING, CENTER STRUT (REAR), UPPER
	2	NAS6209-40	BOLT, 9/16-18 UNJF, 2.500 GRIP, UNDRILLED, STEEL
	N/A	NAS6209-40D (ALT)	BOLT, 9/16-18 UNJF, 2.500 GRIP, DRILLED THREAD, STEEL (MAY BE USED AS ALT, WITHOUT COTTER PIN. ENSURE DRILLED HOLE IS NOT WITHIN THE THREADED AREA OF MATING NUT AND DOES NOT DAMAGE LOCKING FEATURE)
	2	NAS1149F0932P	WASHER, 0.578 ID, .032 THK, STEEL

ITEM	QTY	PART NO.	PART DESCRIPTION
	2	MS21083N9	NUT, LOCKING, LOW HEIGHT, 9/16-18 UNF
38	2	NAS6209-26	BOLT, CLOSE TOLERANCE, 9/16-18 UNF, 1.625 GRIP
	2	NAS1149F0932P	WASHER, 0.578 ID, .032 THK, STEEL
	2	MS21083N9	NUT, LOCKING, LOW HEIGHT, 9/16-18 UNF
39	2	1012300	ASS'Y, STRUT, MAIN, PYLON, 13000, RH
	1	1012301	ASS'Y, STRUT, MAIN, PYLON, 13000, LH
	1	13A02105-001	MAIN STRUT - MACH
	1	1012235	STRUT, DRAG, LH, 10000/13000
	1	1012234	STRUT, DRAG, RH, 10000/13000
	1	1012237	FAIRING, LEADING EDGE, PYLON, 10000, LEFT HAND
	1	1012236	FAIRING, LEADING EDGE, PYLON, 10000, RIGHT HAND
	1	1012241	SKIN, TOP, PYLON, LEFT, 13000
	1	1012240	SKIN, TOP, PYLON, RIGHT, 13000
	1	1012238	SKIN, BOTTOM, PYLON, LEFT, 13000
	1	1012239	SKIN, BOTTOM, PYLON, RIGHT, 13000
	1	13A02150-090	STIFFENER TOP SKIN LOWER
	1	1012242	SKIN, TRAILING EDGE, LH, MAIN STRUT
	1	1012243	SKIN, TRAILING EDGE. RH, MAIN STRUT
	1	1012225	RIB, MAIN STRUT, #4, 13000
	2	MS35489-11	GROMMET
	1	1012210	RIB, MAIN STRUT, CENTER #1, 13000
	1	1012212	RIB, MAIN STRUT, #2, 13000
	1	1012214	RIB, MAIN STRUT, #3, 13000
	1	1012216	RIB, MAIN STRUT, #4, 13000
	1	1012211	GUSSET, #1 RIB, MAIN STRUT
	1	1012213	GUSSET, #2 RIB, MAIN STRUT
	1	1012215	GUSSET, #3 RIB, MAIN STRUT
	1	1012217	GUSSET, #4 RIB, MAIN STRUT
40	2	13A02474-001	BUSHING - FUSELAGE
	2	AN12-36A	BOLT, 3/4-16, 2.8125 GRIP, UNDRILLED, STEEL
	2	NAS1149F1232P	WASHER, 0.765 ID, 0.032 THK, STEEL
	2	MS21044N12	NUT, LOCKING, REGULAR HEIGHT, 3/4-16 UNF
41	2	AN8-32A	BOLT, 1/2-20, 2.5625 GRIP, UNDRILLED, STEEL
	2	NAS1149F0716P	WASHER
	2	MS21044N8	NUT, LOCKING, REGULAR HEIGHT, 1/2-20 UNF
42	2	13A02518-003	PIN - MAIN STRUT
43	2	AN10-25A	BOLT, 5/8-18, 1.8125 GRIP, UNDRILLED, STEEL
	2	NAS1149F1063P	WASHER, 0.64 ID, 0.063 THK, STEEL
44	1	13A02458-005	BARREL NUT
45	2	AN8-15A	BOLT, 1/2-20, 0.9375 GRIP, UNDRILLED, STEEL
	4	NAS1149F0716P	WASHER

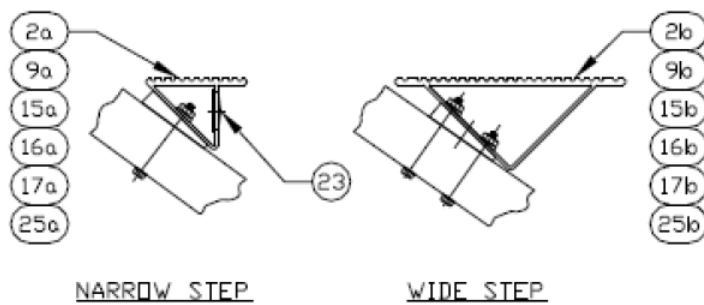
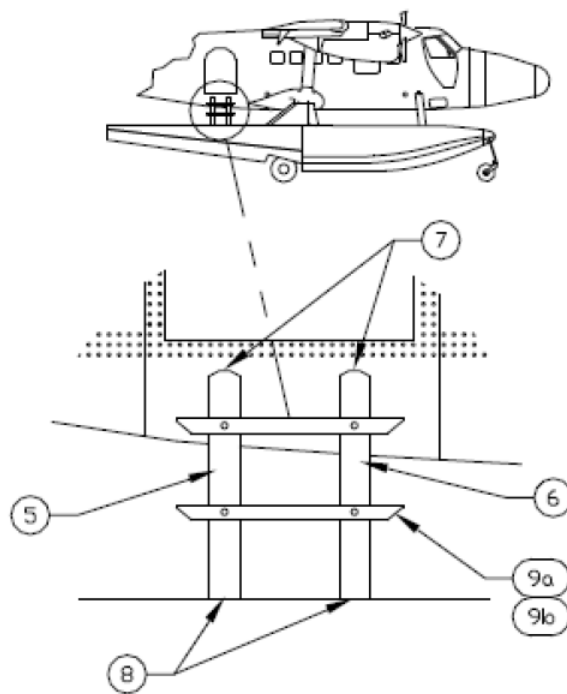
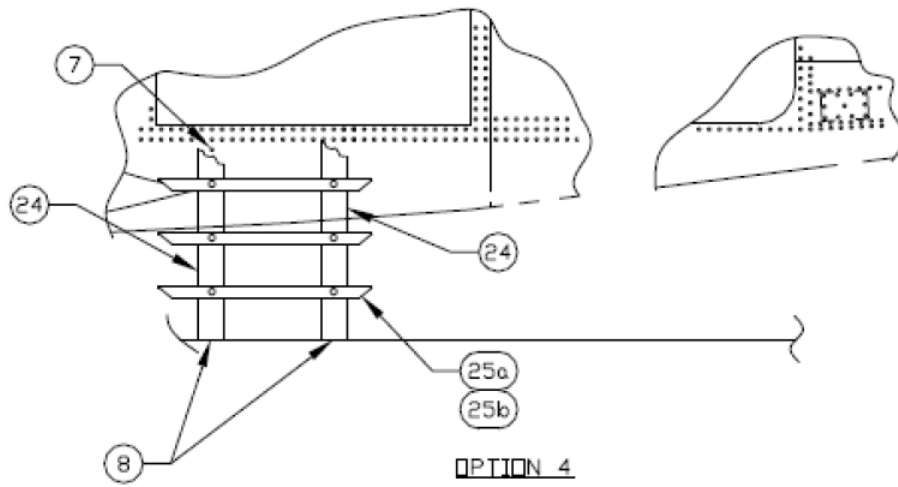
PARTS MANUAL
13000 FLOATS ON DEHAVILLAND DHC-6 TWIN OTTER

ITEM	QTY	PART NO.	PART DESCRIPTION
	2	MS21044N8	NUT, LOCKING, REGULAR HEIGHT, 1/2-20 UNF
	2	13A02070-004	SPACER - SUPPORT (UNDER NUT)
46	1	1008751-01	FAIRING, MAIN STRUT, TWIN OTTER, LH, FWD
	1	1008752-01	FAIRING, MAIN STRUT, TWIN OTTER, RH, FWD
	1	13A12599-011	STRUT FAIRING FWD L. (USED PRIOR TO SN 13213S/13214S)
	1	13A12599-012	STRUT FAIRING FWD R. (USED PRIOR TO SN 13213S/13214S)
47	1	1008761	STRUT FAIRING ASSEMBLY CENTER L. (INCLUDES ITEMS BELOW)
	1	13A12000-113	STRUT FAIRING ASSEMBLY CENTER L (USED PRIOR TO SN 13213S/13214S)
	1	1008751-02	STRUT FAIRING CENTER L.
	1	1008763	NUT PLATE STRIP FERRING, FWD, LOWER
	1	1008764	NUT PLATE STRIP FERRING, FWD, MID
	1	1008765	NUT PLATE STRIP FERRING, FWD, UPPER
	1	1008766	NUT PLATE STRIP FERRING, AFT
	24	MS21047L08K	NUT PLATE SELF LOCKING
	1	1008762	STRUT FAIRING ASSY CENTER R. (INCLUDES ITEMS BELOW)
	1	13A12000-114	STRUT FAIRING ASSEMBLY CENTER R. USED PRIOR TO SN 13213S/13214S)
	1	1008752-02	STRUT FAIRING CENTER R.
	1	1008763	NUT PLATE STRIP FERRING, FWD, LOWER
	1	1008764	NUT PLATE STRIP FERRING, FWD, MID
	1	1008765	NUT PLATE STRIP FERRING, FWD, UPPER
	1	1008766	NUT PLATE STRIP FERRING, AFT
	24	MS21047L08K	NUT PLATE SELF LOCKING
48	1	1008751-03	STRUT FAIRING AFT L.
	1	1008752-03	STRUT FAIRING AFT R.
	1	13A12599-007	STRUT FAIRING AFT L. (USED PRIOR TO SN 13213S/13214S)
	1	13A12599-008	STRUT FAIRING AFT R. (USED PRIOR TO SN 13213S/13214S)
49	1	1001763	TOW LUG SPACER BAR, LH (NOT SHOWN)
	4	AN5-37A	BOLT, 5/16-24 THREAD, 3-7/16" GRIP, 3-31/32" LENGTH
	4	NAS1149F0532P	WASHER, 0.328 ID, 0.032 THK, STEEL
	4	MS21044N5	NUT, LOCKING, REGULAR HEIGHT, 5/16-24 UNF
	1	1001764	TOW LUG SPACER BAR, RH (NOT SHOWN)
	4	AN5-37A	BOLT, 5/16-24 THREAD, 3-7/16" GRIP, 3-31/32" LENGTH
	4	NAS1149F0532P	WASHER, 0.328 ID, 0.032 THK, STEEL
	4	MS21044N5	NUT, LOCKING, REGULAR HEIGHT, 5/16-24 UNF

FUSELAGE STEPS INSTALLATION



PARTS MANUAL
 13000 FLOATS ON DEHAVILLAND DHC-6 TWIN OTTER



ITEM	QTY	PART NO.	PART DESCRIPTION
1a	1	13A02000-094	ASSY STRUT STEP-COPILOT
	1	13A02334-012	STRUT, STEP, COPILOT, DHC6
	1	8A02053-005	FITTING-SLIDE-LOWER
	1	8A02053-006	FITTING-UPPER
	4	MS24694S145	SCREW 5/16-24 UNF X 0.858 FLT HD 100°
1b	1	13A02000-101	ASSY STRUT STEP PILOT
	1	13A02334-013	STRUT, STEP, PILOT, DHC6
	1	8A02053-005	FITTING-SLIDE-LOWER
	1	8A02053-006	FITTING-UPPER
	4	MS24694S145	SCREW 5/16-24 UNF X 0.858 FLT HD 100°
2a	2	13A02369-011	NARROW STEP, PILOT
	2	AN3-21A	BOLT, 10-32, 1.75 GRIP, UNDRILLED, STEEL
	2	AN3-35A	BOLT, 10-32 THREAD, 3-1/4" GRIP, 3-21/32" LENGTH
	8	NAS1149F0363P	WASHER, 0.203 ID, 0.063 THK, STEEL
	4	MS21044N3	NUT, LOCKING, REGULAR HEIGHT, 10-32 UNF
	4	1002753	WEDGE
	2	13A02369-012	NARROW STEP, CO-PILOT
	2	AN3-21A	BOLT, 10-32, 1.75 GRIP, UNDRILLED, STEEL
	2	AN3-35A	BOLT, 10-32 THREAD, 3-1/4" GRIP, 3-21/32" LENGTH
	8	NAS1149F0363P	WASHER, 0.203 ID, 0.063 THK, STEEL
	4	MS21044N3	NUT, LOCKING, REGULAR HEIGHT, 10-32 UNF
	4	1002753	WEDGE
2b	2	1001112	WIDE STEP, PILOT *
	2	AN3-21A	BOLT, 10-32, 1.75 GRIP, UNDRILLED, STEEL
	2	AN3-23A	BOLT, 10-32 THREAD, 2" GRIP, 2-13/32" LENGTH
	2	AN3-35A	BOLT, 10-32 THREAD, 3-1/4" GRIP, 3-21/32" LENGTH
	2	AN3-36A	BOLT, 10-32 THREAD, 3-3/8" GRIP, 3-25/32" LENGTH
	8	NAS1149F0363P	WASHER, 0.203 ID, 0.063 THK, STEEL
	4	MS21044N3	NUT, LOCKING, REGULAR HEIGHT, 10-32 UNF
	4	1002753	WEDGE
	2	1001111	WIDE STEP, CO-PILOT *
	2	AN3-21A	BOLT, 10-32, 1.75 GRIP, UNDRILLED, STEEL
	2	AN3-23A	BOLT, 10-32 THREAD, 2" GRIP, 2-13/32" LENGTH
	2	AN3-35A	BOLT, 10-32 THREAD, 3-1/4" GRIP, 3-21/32" LENGTH
	2	AN3-36A	BOLT, 10-32 THREAD, 3-3/8" GRIP, 3-25/32" LENGTH
	8	NAS1149F0363P	WASHER, 0.203 ID, 0.063 THK, STEEL
	4	MS21044N3	NUT, LOCKING, REGULAR HEIGHT, 10-32 UNF
	4	1002753	WEDGE
3	2	AN44-5A	EYEBOLT-UPPER ATTACH
	2	NAS1149F0563P	WASHER, 0.328 ID, 0.063 THK, STEEL
	2	MS21044N5	NUT, LOCKING, REGULAR HEIGHT, 5/16-24 UNF

PARTS MANUAL
13000 FLOATS ON DEHAVILLAND DHC-6 TWIN OTTER

ITEM	QTY	PART NO.	PART DESCRIPTION
	2	1009656	DOUBLER
	2	NAS1149F0432P	WASHER, 0.265 ID, 0.032 THK, STEEL
	2	AN4-13A	BOLT, 1/4-28, 0.9375 GRIP, UNDRILLED, STEEL
4	2	MS21044N4	NUT, LOCKING, REGULAR HEIGHT, 1/4-28 UNF
	2	AN44-5A	EYEBOLT-LOWER ATTACH
	2	NAS1149F0532P	WASHER, 0.328 ID, 0.032 THK, STEEL
	2	MS21044N5	NUT, LOCKING, REGULAR HEIGHT, 5/16-24 UNF
	2	8A02273-007	SLIDE-FITTING
	2	AN4-12A	BOLT, 1/4-28, 0.8125 GRIP, UNDRILLED, STEEL
	8	NAS1149F0463P	WASHER, 0.265 ID, 0.063 THK, STEEL
	9	MS21044N4	NUT, LOCKING, REGULAR HEIGHT, 1/4-28 UNF
5	1	13A02000-098	ASSY STEP STRUT R. CARGO AFT
	1	8A02053-005	FITTING-SLIDE-LOWER
	1	8A02053-006	FITTING-UPPER
	4	MS24694S145	SCREW 5/16-24 UNF X 0.858 FLT HD 100°
6	1	13A02000-096	ASSY STEP STRUT R. CARGO FWD.
	1	8A02053-005	FITTING-SLIDE-LOWER
	1	8A02053-006	FITTING-UPPER
	4	MS24694S145	SCREW 5/16-24 UNF X 0.858 FLT HD 100°
7	2	AN43B5A	BOLT EYE, 1/4-28 THREAD, #10 BOLT SIZE, 3/16" GRIP, 21/32"
	2	NAS1149F0563P	WASHER, 0.328 ID, 0.063 THK, STEEL
	2	AN3-13A	BOLT, 10-32, 1 GRIP, UNDRILLED, STEEL
	2	NAS1149F0363P	WASHER, 0.203 ID, 0.063 THK, STEEL
	2	MS21044N3	NUT, LOCKING, REGULAR HEIGHT, 10-32 UNF
8	2	AN44-5A	EYEBOLT-LOWER ATTACH
	2	NAS1149F0532P	WASHER, 0.328 ID, 0.032 THK, STEEL
	2	MS21044N5	NUT, LOCKING, REGULAR HEIGHT, 5/16-24 UNF
	2	8A02273-007	SLIDE-FITTING
	2	AN4-12A	BOLT, 1/4-28, 0.8125 GRIP, UNDRILLED, STEEL
	2	NAS1149F0463P	WASHER, 0.265 ID, 0.063 THK, STEEL
	2	MS21044N4	NUT, LOCKING, REGULAR HEIGHT, 1/4-28 UNF
9a	2	13A02369-014	NARROW STEP, RIGHT CARGO
	4	AN3-21A	BOLT, 10-32, 1.75 GRIP, UNDRILLED, STEEL
	8	NAS1149F0363P	WASHER, 0.203 ID, 0.063 THK, STEEL
	4	MS21044N3	NUT, LOCKING, REGULAR HEIGHT, 10-32 UNF
	4	1002751	WEDGE
9b	2	1001113	WIDE STEP, RIGHT CARGO *
	4	AN3-21A	BOLT, 10-32, 1.75 GRIP, UNDRILLED, STEEL
	4	AN3-23A	BOLT, 10-32 THREAD, 2" GRIP, 2-13/32" LENGTH
	16	NAS1149F0363P	WASHER, 0.203 ID, 0.063 THK, STEEL
	8	MS21044N3	NUT, LOCKING, REGULAR HEIGHT, 10-32 UNF

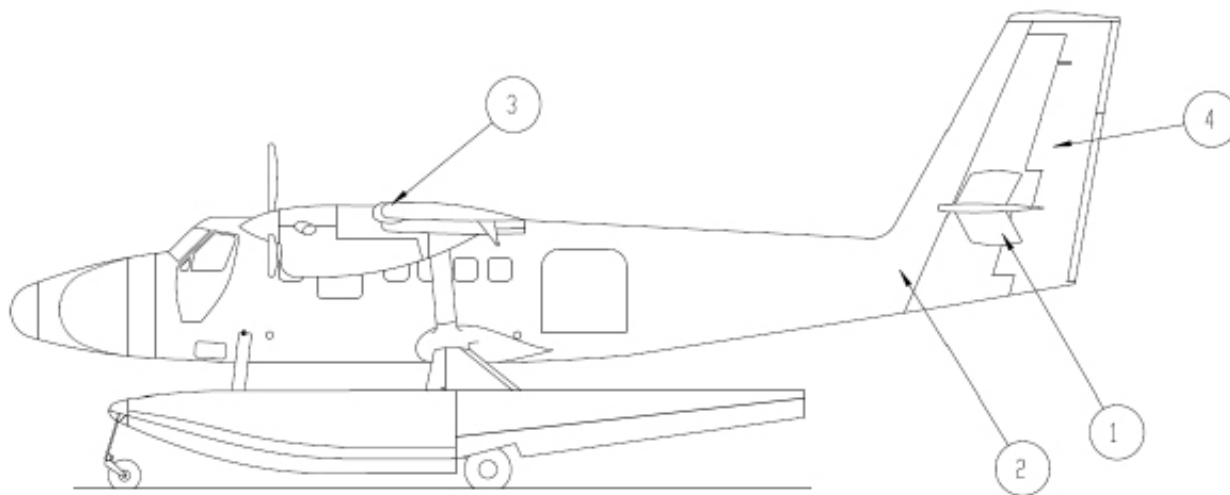
ITEM	QTY	PART NO.	PART DESCRIPTION
	4	1002751	WEDGE
10	1	13A02000-097	ASSY STEP STRUT FWD
	1	8A02053-005	FITTING-SLIDE-LOWER
	1	8A02053-006	FITTING-UPPER
	4	MS24694S145	SCREW 5/16-24 UNF X 0.858 FLT HD 100°
11	1	13A02000-099	ASSY STEP STRUT, MID
	1	8A02053-005	FITTING-SLIDE-LOWER
	1	8A02053-006	FITTING UPPER
	4	MS24694S145	SCREW 5/16-24 UNF X 0.858 FLT HD 100°
12	1	13A02000-127	ASSY STEP STRUT AFT
	1	8A02053-005	FITTING-SLIDE-LOWER
	1	8A02053-006	FITTING-UPPER
	4	MS24694S145	SCREW 5/16-24 UNF X 0.858 FLT HD 100°
13	3	AN43B5A	BOLT EYE, 1/4-28 THREAD, #10 BOLT SIZE, 3/16" GRIP, 21/32"
	3	AN970-4	WASHER, .265 ID, 1.125 OD, .063 THK
	3	MS21044N4	NUT, LOCKING, REGULAR HEIGHT, 1/4-28 UNF
	1	1009656	DOUBLER-FUSELAGE-AFT STRUT
	3	AN3-13A	BOLT, 10-32, 1 GRIP, UNDRILLED, STEEL
	3	NAS1149F0363P	WASHER, 0.203 ID, 0.063 THK, STEEL
	3	MS21044N3	NUT, LOCKING, REGULAR HEIGHT, 10-32 UNF
14	3	AN44-5A	EYEBOLT
	3	NAS1149F0532P	WASHER, 0.328 ID, 0.032 THK, STEEL
	3	MS21044N5	NUT, LOCKING, REGULAR HEIGHT, 5/16-24 UNF
	3	8A02273-007	SLIDE-FITTING
	3	AN4-12A	BOLT, 1/4-28, 0.8125 GRIP, UNDRILLED, STEEL
	3	NAS1149F0463P	WASHER, 0.265 ID, 0.063 THK, STEEL
	3	MS21044N4	NUT, LOCKING, REGULAR HEIGHT, 1/4-28 UNF
15a	2	13A02369-024	NARROW STEP, CARGO DOOR LEFT, OPTION 1
	6	AN3-21A	BOLT, 10-32, 1.75 GRIP, UNDRILLED, STEEL
	12	NAS1149F0363P	WASHER, 0.203 ID, 0.063 THK, STEEL
	6	MS21044N3	NUT, LOCKING, REGULAR HEIGHT, 10-32 UNF
	6	1002751	WEDGE
15b	2	1001114	WIDE STEP, CARGO DOOR LEFT, OPTION 1 *
	6	AN3-21A	BOLT, 10-32, 1.75 GRIP, UNDRILLED, STEEL
	6	AN3-23A	BOLT, 10-32 THREAD, 2" GRIP, 2-13/32" LENGTH
	24	NAS1149F0363P	WASHER, 0.203 ID, 0.063 THK, STEEL
	6	MS21044N3	NUT, LOCKING, REGULAR HEIGHT, 10-32 UNF
	6	1002751	WEDGE
16a	2	13A02369-013	NARROW STEP, CARGO DOOR LEFT, OPTION 2
	6	AN3-21A	BOLT, 10-32, 1.75 GRIP, UNDRILLED, STEEL
	12	NAS1149F0363P	WASHER, 0.203 ID, 0.063 THK, STEEL

PARTS MANUAL
13000 FLOATS ON DEHAVILLAND DHC-6 TWIN OTTER

ITEM	QTY	PART NO.	PART DESCRIPTION
	6	MS21044N3	NUT, LOCKING, REGULAR HEIGHT, 10-32 UNF
	6	1002751	WEDGE
16b	2	1003394	WIDE STEP, CARGO DOOR LEFT, OPTION 2 *
	6	AN3-21A	BOLT, 10-32, 1.75 GRIP, UNDRILLED, STEEL
	6	AN3-23A	BOLT, 10-32 THREAD, 2" GRIP, 2-13/32" LENGTH
	24	NAS1149F0363P	WASHER, 0.203 ID, 0.063 THK, STEEL
	12	MS21044N3	NUT, LOCKING, REGULAR HEIGHT, 10-32 UNF
	6	1002751	WEDGE
17a	2	1003415	NARROW STEP, CARGO DOOR LEFT, OPTION 3
	6	AN3-21A	BOLT, 10-32, 1.75 GRIP, UNDRILLED, STEEL
	12	NAS1149F0363P	WASHER, 0.203 ID, 0.063 THK, STEEL
	6	MS21044N3	NUT, LOCKING, REGULAR HEIGHT, 10-32 UNF
	6	1002751	WEDGE
17b	2	1001444	WIDE STEP, CARGO DOOR LEFT, OPTION 3 *
	4	AN3-21A	BOLT, 10-32, 1.75 GRIP, UNDRILLED, STEEL
	4	AN3-23A	BOLT, 10-32 THREAD, 2" GRIP, 2-13/32" LENGTH
	16	NAS1149F0363P	WASHER, 0.203 ID, 0.063 THK, STEEL
	8	MS21044N3	NUT, LOCKING, REGULAR HEIGHT, 10-32 UNF
	4	1002751	WEDGE
23	18	BPF	HOLE PLUG 1", WHITE (ONLY FOR NORMAL STEP)
24	2	13A02000-097	ASSY STEP STRUT AFT CARGO DOOR LT
	1	8A02053-005	FITTING-SLIDE-LOWER
	1	8A02053-006	FITTING-UPPER
	4	MS24694S145	SCREW 5/16-24 UNF X 0.858 FLT HD 100°
25a	2	1004847	NARROW STEP, CARGO DOOR LEFT, OPTION 4
	6	AN3-21A	BOLT, 10-32, 1.75 GRIP, UNDRILLED, STEEL
	12	NAS1149F0363P	WASHER, 0.203 ID, 0.063 THK, STEEL
	6	MS21044N3	NUT, LOCKING, REGULAR HEIGHT, 10-32 UNF
	6	1002751	WEDGE
25b	2	1004848	WIDE STEP, CARGO DOOR LEFT, OPTION 4 *
	6	AN3-21A	BOLT, 10-32, 1.75 GRIP, UNDRILLED, STEEL
	6	AN3-23A	BOLT, 10-32 THREAD, 2" GRIP, 2-13/32" LENGTH
	24	NAS1149F0363P	WASHER, 0.203 ID, 0.063 THK, STEEL
	12	MS21044N3	NUT, LOCKING, REGULAR HEIGHT, 10-32 UNF
	6	1002751	WEDGE

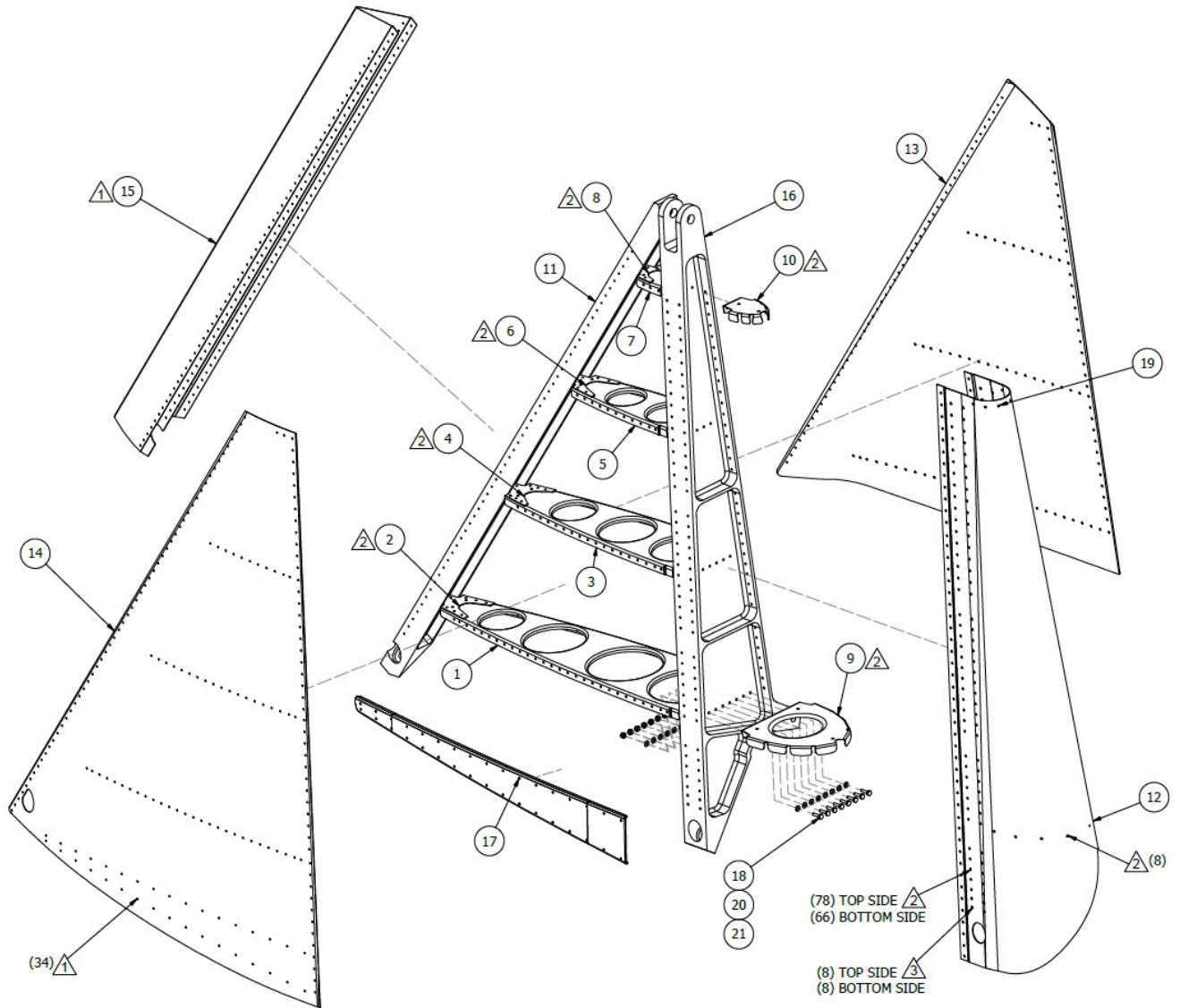
* WIDE STEPS REPLACE NARROW STEPS

INSTALLATION MISC. FUSELAGE ITEMS



ITEM	QTY	PART NO.	PART DESCRIPTION
1	2	13A12000-018	ASSY FINLET UPPER
	2	13A12000-015	ASSY FINLET LOWER
	4	BN360-428-2	BLIND NUT-ATTACH
	4	AN4-6A	BOLT, 1/4-28, 0.3125 GRIP, UNDRILLED, STEEL
	4	NAS1149F0463P	WASHER, 0.265 ID, 0.063 THK, STEEL
	A/R	S2145-1	CHANNEL, RUBBER, 5/8"
	A/R	1300L	CEMENT ADHESIVE
2	2	13A08000-120	ASSY CORD ELEV. FEEL SPRING
	1	13A12001-036	CLAMP-CABLE-LARGE
	1	13A12001-034	CLAMP-CABLE-SMALL
3	1	13A12564-001	STALL BAR-L.E. RT. WING
	A/R	1300L	GLUE-CEMENT
4	1	13A11074-001	LEVER-SERVO TAB

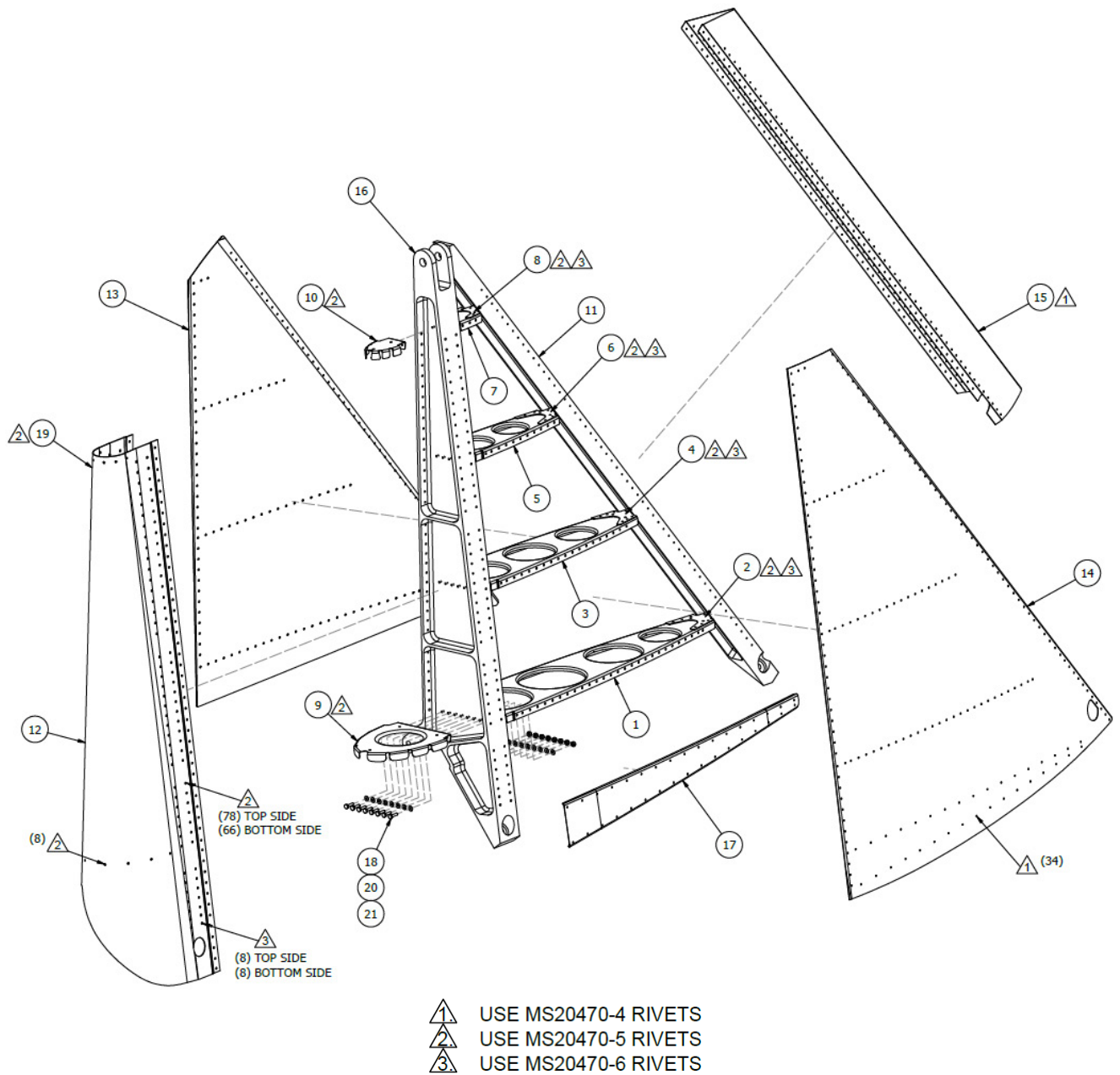
RIGHT PYLON ASSEMBLY FLOAT SERIAL NUMBERS 13317 & 13318 AND LATER



- ▲ 1 USE MS20470-4 RIVETS
- ▲ 2 USE MS20470-5 RIVETS
- ▲ 3 USE MS20470-6 RIVETS

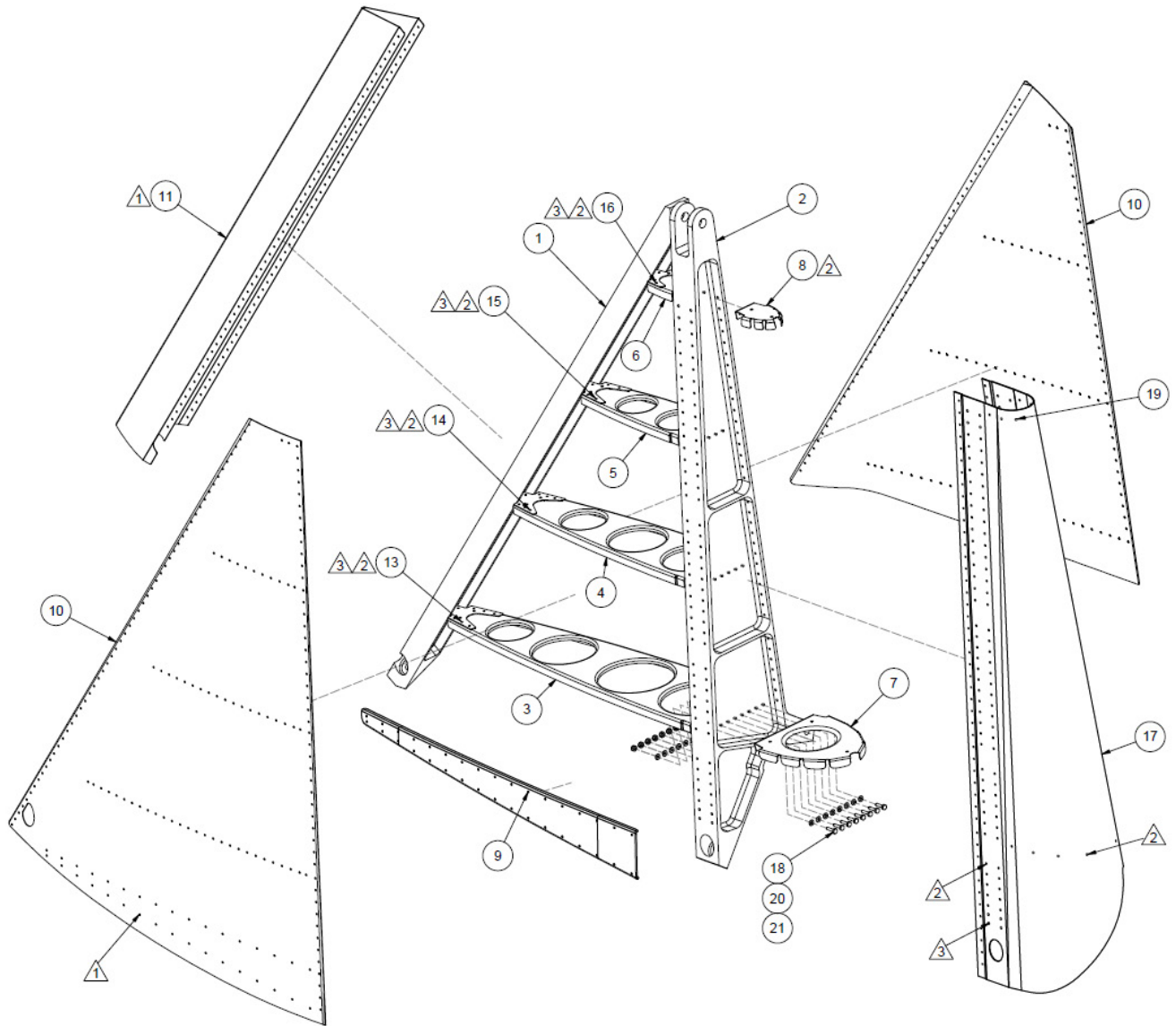
ITEM	QTY	PART NO.	PART DESCRIPTION
-	1	1012300	ASS'Y, STRUT, MAIN, PYLON, 13000, RH
1	1	1012210	RIB, MAIN STRUT, CENTER #1, 13000
2	1	1012211	GUSSET, #1 RIB, MAIN STRUT
3	1	1012212	RIB, MAIN STRUT, #2, 13000
4	1	1012213	GUSSET, #2 RIB, MAIN STRUT
5	1	1012214	RIB, MAIN STRUT, #3, 13000
6	1	1012215	GUSSET, #3 RIB, MAIN STRUT
7	1	1012216	RIB, MAIN STRUT, #4, 10000
8	1	1012217	GUSSET, #4 RIB, MAIN STRUT
9	1	1012224	RIB, NOSE, MAIN STRUT #1, 13000
10	1	1012225	RIB, MAIN STRUT, #4, 13000
11	1	1012234	STRUT, DRAG, RH, 10000
12	1	1012236	FAIRING, LEADING EDGE, PYLON, 10000, RIGHT HAND
13	1	1012239	FAIRING, SKIN BOTTOM, SIDE, RH
14	1	1012240	FAIRING, SKIN TOP, SIDE, RH
15	1	1012243	SKIN, TRAILING EDGE. RH, MAIN STRUT
16	1	13A02105-001	MAIN STRUT
17	1	13A02150-090	STIFFENER, MAIN STRUT, RIGHT
18	8	AN3-6A	BOLT, 10-32, 0.375 GRIP, UNDRILLED, STEEL
19	6	CR3213-5-2	RIVETS
20	8	MS21044N3	NUT, LOCKING, REGULAR HEIGHT, 10-32 UNF
21	16	NAS1149D0363J	WASHER, 0.203 ID, 0.063 THK, ALUMINUM




LEFT PYLON ASSEMBLY FLOAT SERIAL NUMBERS 13317 & 13318 AND LATER



ITEM	QTY	PART NO.	PART DESCRIPTION
-	1	1012301	ASS'Y, STRUT, MAIN, PYLON, 13000, LH
1	1	1012210	RIB, MAIN STRUT, CENTER #1, 13000
2	1	1012211	GUSSET, #1 RIB, MAIN STRUT
3	1	1012212	RIB, MAIN STRUT, #2, 13000
4	1	1012213	GUSSET, #2 RIB, MAIN STRUT
5	1	1012214	RIB, MAIN STRUT, #3, 13000
6	1	1012215	GUSSET, #3 RIB, MAIN STRUT
7	1	1012216	RIB, MAIN STRUT, #4, 10000
8	1	1012217	GUSSET, #4 RIB, MAIN STRUT
9	1	1012224	RIB, NOSE, MAIN STRUT #1, 13000
10	1	1012225	RIB, MAIN STRUT, #4, 13000
11	1	1012235	STRUT, DRAG, LH, 10000
12	1	1012237	FAIRING, LEADING EDGE, PYLON, 10000, LEFT HAND
13	1	1012238	FAIRING, SKIN BOTTOM, SIDE, RH
14	1	1012241	FAIRING, SKIN, SIDE, TOP
15	1	1012242	SKIN, TRAILING EDGE, LH, MAIN STRUT
16	1	13A02105-001	MAIN STRUT
17	1	13A02150-109	STIFFENER, MAIN STRUT, LEFT
18	8	AN3-6A	BOLT, 10-32, 0.375 GRIP, UNDRILLED, STEEL
19	6	CR3123-5-2	RIVETS
20	8	MS21044N3	NUT, LOCKING, REGULAR HEIGHT, 10-32 UNF
21	16	NAS1149D0363J	WASHER, 0.203 ID, 0.063 THK, ALUMINUM

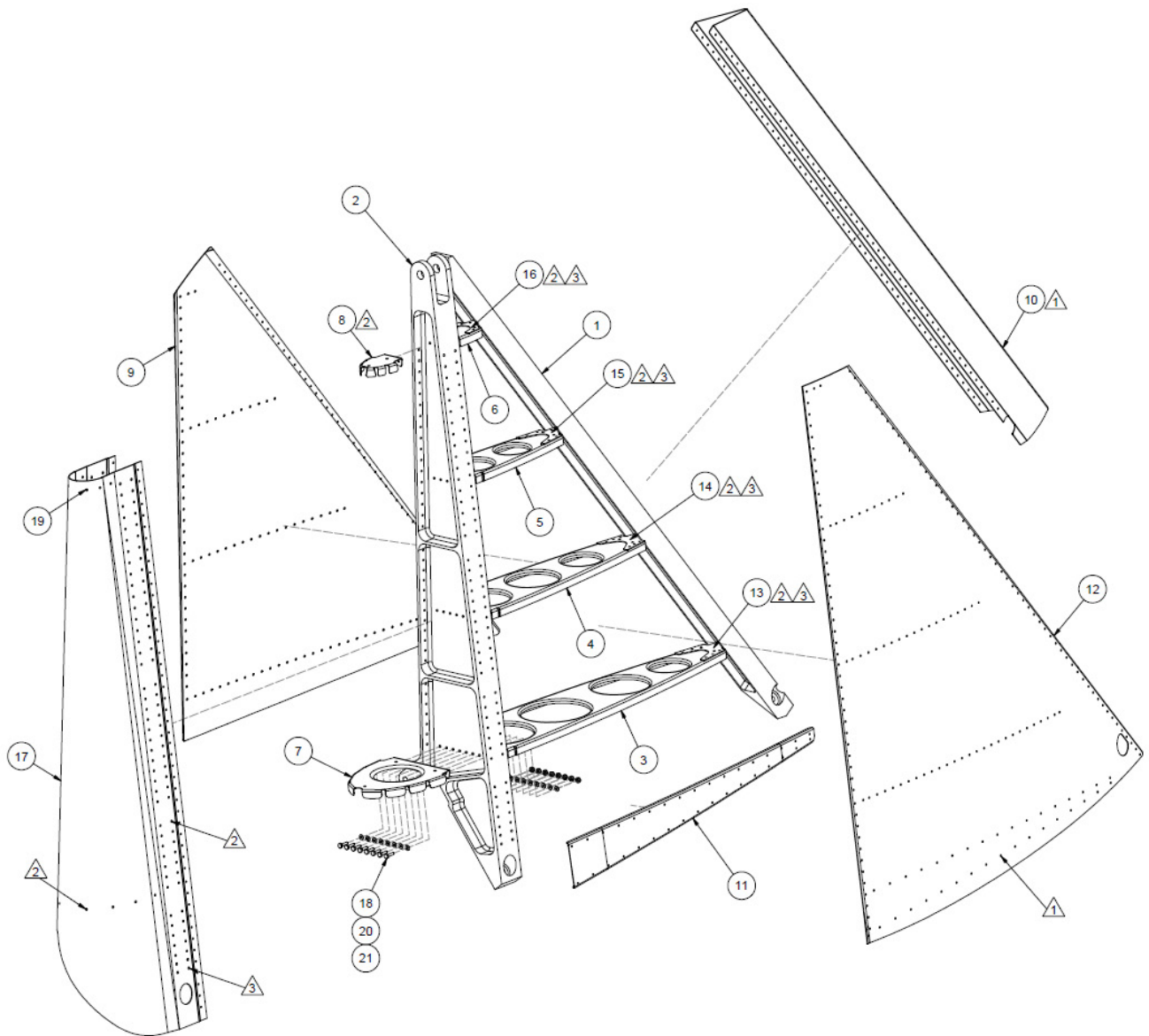
RIGHT PYLON ASSEMBLY FLOAT SERIAL NUMBERS 13315 & 13316 AND PRIOR



-  USE MS20470-4 RIVETS
-  USE MS20470-5 RIVETS
-  USE MS20470-6 RIVETS

ITEM	QTY	PART NO.	PART DESCRIPTION
-	1	13A02000-084	ASS'Y, MAIN STRUT, RH, PYLON
1	1	13A02073-002	STRUT, DRAG, RH
2	1	13A02105-001	MAIN STRUT
3	1	13A02150-084	RIB, MAIN STRUT, CENTER #1
4	1	13A02150-085	RIB, MAIN STRUT, #2
5	1	13A02150-086	RIB, MAIN STRUT, #3
6	1	13A02150-087	RIB, MAIN STRUT, #4
7	1	13A02150-088	RIB, NOSE, MAIN STRUT #1
8	1	13A02150-089	RIB, MAIN STRUT, #4
9	1	13A02150-090	STIFFENER, MAIN STRUT, RIGHT
10	1	13A02150-106	FAIRING, SKIN TOP, SIDE, RH
11	1	13A02150-110	SKIN - TRAILING EDGE - RH - MAIN STRUT
12	1	13A02150-112	FAIRING, SKIN BOTTOM, SIDE, RH
13	1	13A02163-018	GUSSET-#1 RIB, MAIN STRUT
14	1	13A02163-019	GUSSET, #2 RIB, MAIN STRUT
15	1	13A02163-020	GUSSET, #3 RIB, MAIN STRUT
16	1	13A02163-021	GUSSET, #4 RIB, MAIN STRUT
17	1	13A02163-022	FAIRING, LEADING EDGE, PYLON, RIGHT HAND
18	8	AN3-6A	BOLT, 10-32, 0.375 GRIP, UNDRILLED, STEEL
19	6	CR3213-5-2	RIVETS
20	8	MS21044N3	NUT, LOCKING, REGULAR HEIGHT, 10-32 UNF
21	16	NAS1149D0363J	WASHER, 0.203 ID, 0.063 THK, ALUMINUM

LEFT PYLON ASSEMBLY FLOAT SERIAL NUMBERS 13315 & 13316 AND PRIOR



- △ 1 USE MS20470-4 RIVETS
- △ 2 USE MS20470-5 RIVETS
- △ 3 USE MS20470-6 RIVETS

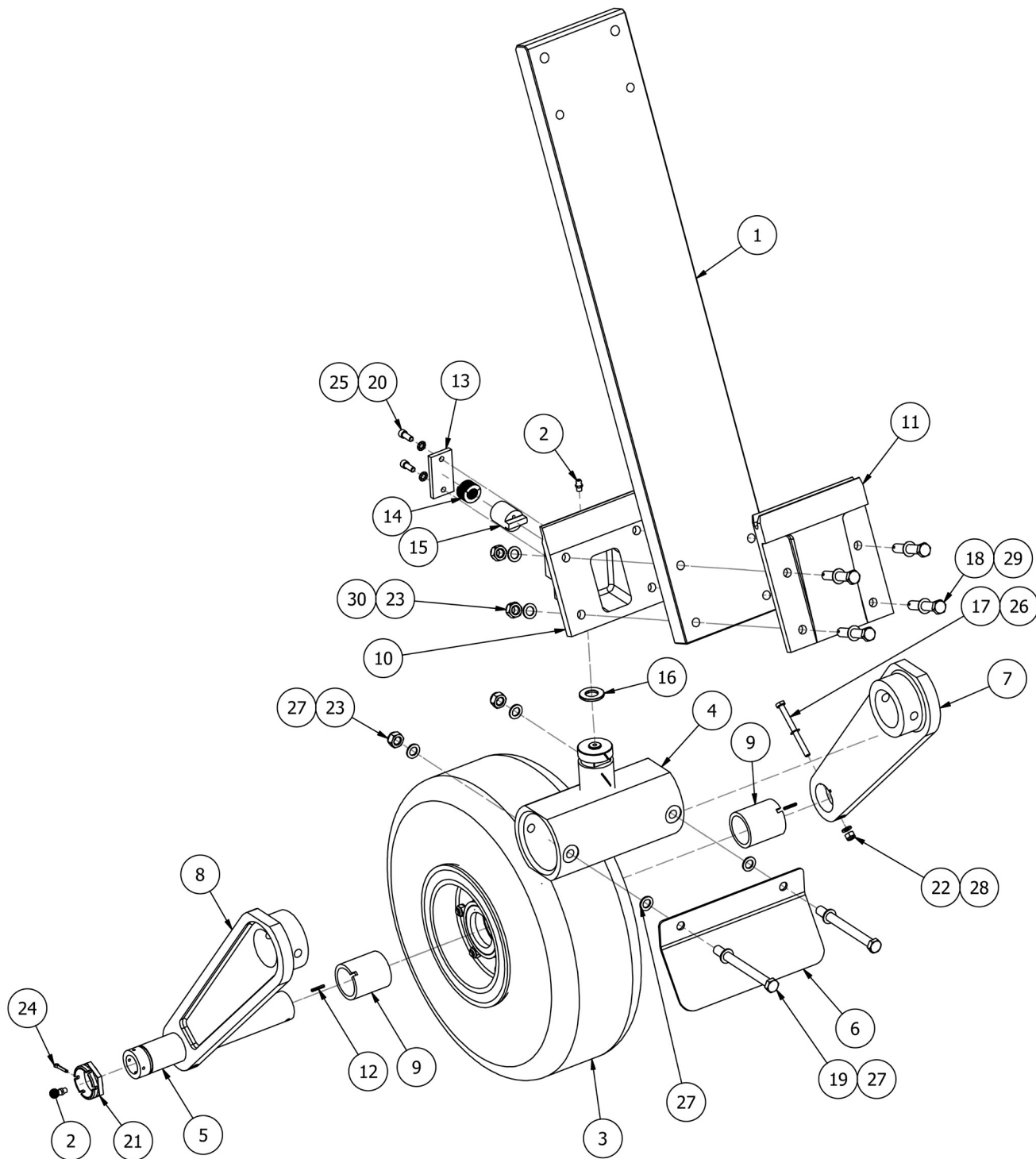
ITEM	QTY	PART NO.	PART DESCRIPTION
-	1	13A02000-095	ASS'Y, MAIN STRUT, LH, PYLON
1	1	13A02073-003	STRUT, DRAG, LH
2	1	13A02105-001	MAIN STRUT
3	1	13A02150-084	RIB, MAIN STRUT, CENTER #1
4	1	13A02150-085	RIB, MAIN STRUT, #2
5	1	13A02150-086	RIB, MAIN STRUT, #3
6	1	13A02150-087	RIB, MAIN STRUT, #4
7	1	13A02150-088	RIB, NOSE, MAIN STRUT #1
8	1	13A02150-089	RIB, MAIN STRUT, #4
9	1	13A02150-105	FAIRING, SKIN BOTTOM, SIDE, RH
10	1	13A02150-107	SKIN - TRAILING EDGE - LH - MAIN STRUT
11	1	13A02150-109	STIFFENER, MAIN STRUT, LEFT
12	1	13A02150-111	FAIRING, SKIN, SIDE, TOP
13	1	13A02163-018	GUSSET-#1 RIB, MAIN STRUT
14	1	13A02163-019	GUSSET, #2 RIB, MAIN STRUT
15	1	13A02163-020	GUSSET, #3 RIB, MAIN STRUT
16	1	13A02163-021	GUSSET, #4 RIB, MAIN STRUT
17	1	13A02163-027	FAIRING, LEADING EDGE, PYLON, LEFT HAND
18	8	AN3-6A	BOLT, 10-32, 0.375 GRIP, UNDRILLED, STEEL
19	6	CR3123-5-2	RIVETS
20	8	MS21044N3	NUT, LOCKING, REGULAR HEIGHT, 10-32 UNF
21	16	NAS1149D0363J	WASHER, 0.203 ID, 0.063 THK, ALUMINUM

SECTION 9 LANDING GEAR

CONTENTS

NOSE GEAR LOWER END ASSEMBLY	130
NOSE WHEEL ASSEMBLY WITHOUT TIRE	132
NOSE GEAR RETRACTION ASSEMBLY (O-RINGS INSTALLED).....	134
NOSE GEAR RETRACTION ASSEMBLY (T-SEALS INSTALLED).....	137
MAIN GEAR RETRACTION (O-RINGS INSTALLED).....	140
MAIN GEAR RETRACTION (T-SEALS INSTALLED).....	143
MAIN GEAR ASSEMBLY	146
MAIN GEAR WHEEL ASSEMBLY	147
MAIN AXLE SHOCK STRUT WHEEL AND BRAKE ASSEMBLY.....	149
DRAG BRACE ASSEMBLY.....	151
MAIN GEAR AXLE ASSEMBLY	153
OLEO SHOCK STRUT ASSEMBLY (O-RINGS INSTALLED).....	154
OLEO SHOCK STRUT ASSEMBLY (T-SEALS INSTALLED).....	156

NOSE GEAR LOWER END ASSEMBLY

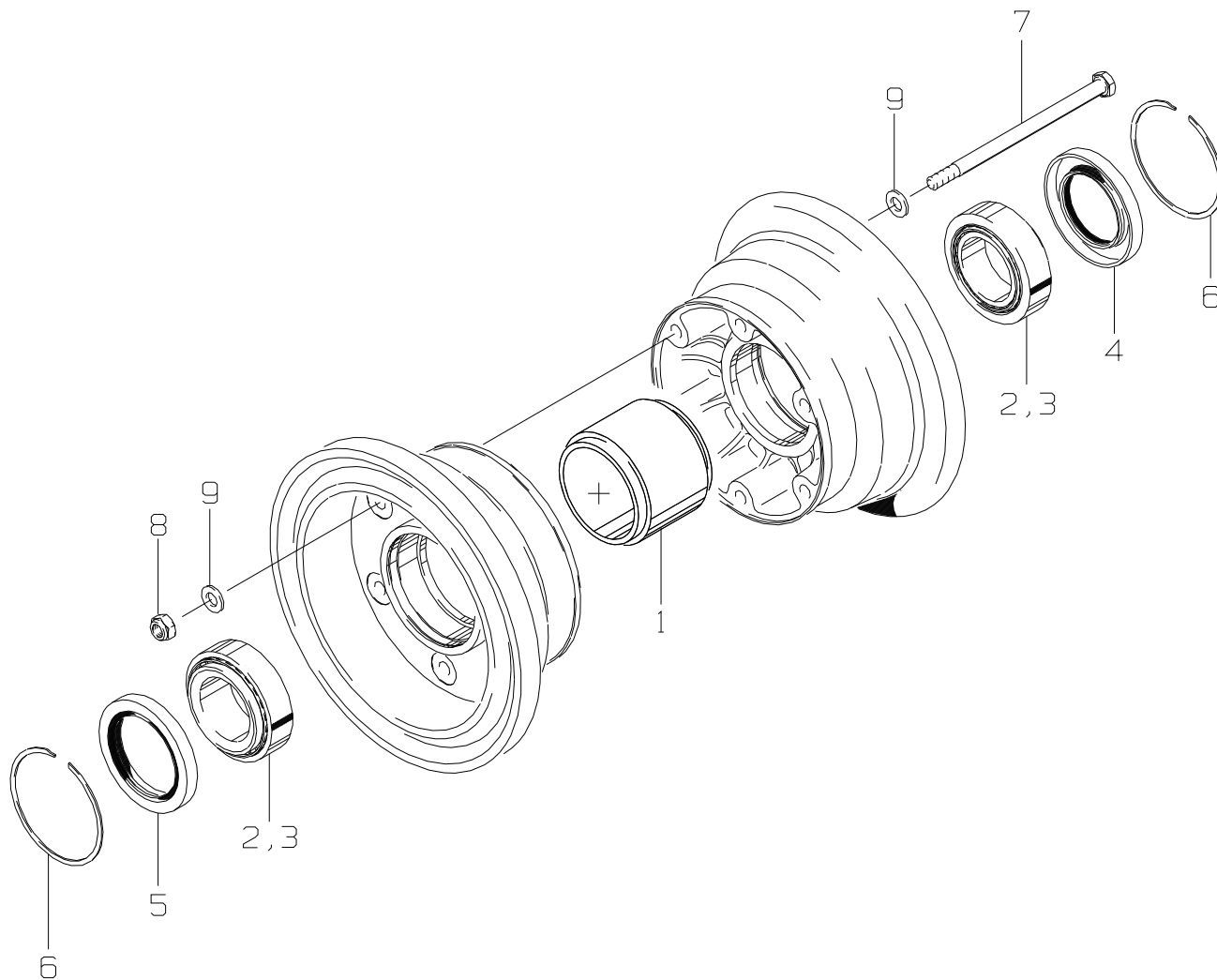


PARTS MANUAL
13000 FLOATS ON DEHAVILLAND DHC-6 TWIN OTTER

ITEM	QTY	PART NO.	PART DESCRIPTION
1	1	1001879	SPRING, NOSE GEAR
2	2	1095K41	COMMON GREASEZERK
3	1	13A06000-015	NOSE WHEEL ASS'Y WITH TIRE
	1	MULTIPLE	NOSE WHEEL ASSEMBLY WITHOUT TIRE (MULTIPLE CONFIGURATIONS EXIST, SEE FOLLOWING PAGES FOR BREAKDOWN)
	1	AA1E6*	TIRE, 6.00 X 6-8, TYPE 3
	1	XA1AD*	TUBE, 6.00 X 6
4	1	13A06000-017	ASS'Y - YOLK - NOSE GEAR
5	1	13A06097-001	AXLE, NOSE WHEEL
6	1	13A06156-108	DEFLECTOR, WATER, NOSE WHEEL
7	1	13A06199-007	LEG, NOSE WHEEL FORK, LEFT
8	1	13A06199-008	LEG, NOSE WHEEL FORK, RIGHT
9	2	13A06251-002	SPACER - NOSE
10	1	13A06314-001	PIVOT BLOCK - NOSE GEAR
11	1	13A07232-001	PLATE - BEARING, NOSE SPRING
12	2	215-125-0750	PIN, ROLL, 1/8 X 3/4, SPRING
13	1	3A06037-001	CAP - PIVOT BLOCK
14	1	3A06525-002	SPRING
15	1	6A06512-002	RETAINER, NOSE GEAR PIVOT
16	1	8A06600-001	WASHER - THRUST
17	1	AN4-27A	BOLT, 1/4-28, 2.4375 GRIP, UNDRILLED, STEEL
18	4	AN7-24A	BOLT, 7/16-20, 1.9375 GRIP, UNDRILLED, STEEL
19	2	AN7-45A	BOLT, 7/16-20, 4.0625 GRIP, DRILLED HEAD, STEEL
20	2	MS16997-60	SOCKET HEAD CAP SCREW
21	1	MS21025-24	NUT, AXLE
22	1	MS21044N4	NUT, LOCKING, REGULAR HEIGHT, 1/4-28 UNF
23	6	MS21044N7	NUT, LOCKING, REGULAR HEIGHT, 7/16-20 UNF
24	1	MS24665-351	COTTER PIN
25	2	MS35333-40	STAR WASHER
26	1	NAS1149D0416J	WASHER, 0.265 ID, 0.016 THK, ALUMINUM
27	6	NAS1149D0763J	WASHER, 0.453 ID, 0.063 THK, ALUMINUM
28	1	NAS1149F0463P	WASHER, 0.265 ID, 0.063 THK, STEEL
29	4	NAS1149F0732P	WASHER, 0.453 ID, 0.032 THK, STEEL
30	4	NAS1149F0763P	WASHER, 0.453 ID, 0.063 THK, STEEL

* Any alternate tire (tube type) which is TSO-approved, matches the listed tire's dimensions, and meets its speed/load/ply ratings may be used. Equivalent tubes may also be used.

NOSE WHEEL ASSEMBLY WITHOUT TIRE
MULTIPLE CONFIGURATIONS SHOWN IN TABLES BELOW



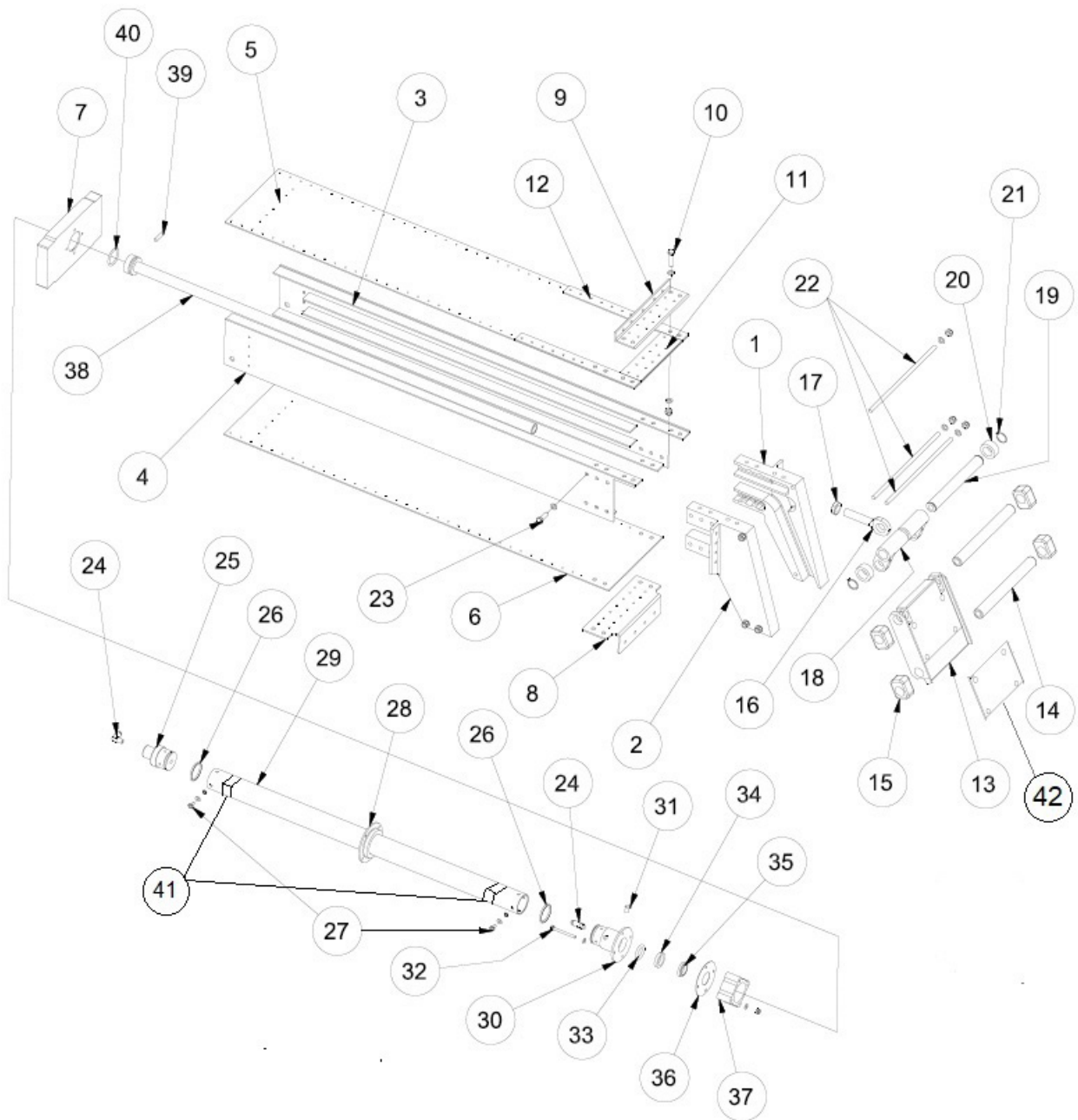
ITEM	QTY	PART NO.	PART DESCRIPTION
-	1	40-426	NOSE WHEEL ASSEMBLY, CLEVELAND
1	1	067-14700	RETAINER, GREASE
2	2	13836	CUP, BEARING
3	2	13889	CONE, BEARING
4	1	472439	GREASE SEAL, INBOARD
5	1	472439	GREASE SEAL, OUTBOARD (ADD #50 VENT HOLE)
6	2	155-14300	RING, SNAP
7	6	AN5-35A	BOLT, 5/16-24, 3.1875 GRIP, 3-23/32 LG
8	6	MS21044N5	NUT, LOCKING, REGULAR HEIGHT, 5/16-24 UNF
9	12	NAS1149F0532P	WASHER, 0.328 ID, 0.032 THK, STEEL

PARTS MANUAL
13000 FLOATS ON DEHAVILLAND DHC-6 TWIN OTTER

ITEM	QTY	PART NO.	PART DESCRIPTION
-	1	69-1020	NOSE WHEEL ASSEMBLY, GROVE, BILLET
1	1	010-082	RETAINER, GREASE
2	2	13836	CUP, BEARING
3	2	13889	CONE, BEARING
4	1	472439	GREASE SEAL, INBOARD
5	1	1002264	GREASE SEAL, OUTBOARD (INCLUDES #50 VENT HOLE)
6	2	WH-262-S02	RING, SNAP
7	6	AN5-35A	BOLT, 5/16-24, 3.1875 GRIP, 3-23/32 LG
8	6	MS21042-5	NUT, SELF LOCKING, 450°, 5/16-24 UNF
9	12	NAS1149F0516P	WASHER, 5/16, .032 THK

ITEM	QTY	PART NO.	PART DESCRIPTION
-	1	OBSOLETE	MCCAULEY WHEEL REPLACEMENT COMPONENTS
1	1	6A04616-002	RETAINER, GREASE
2	2	LM29710	CUP, BEARING
3	2	LM29749	CONE, BEARING
7	6	AN5-37A	BOLT, 5/16-24 THREAD, 3-7/16" GRIP, 3-31/32" LENGTH

NOSE GEAR RETRACTION ASSEMBLY (O-RINGS INSTALLED)

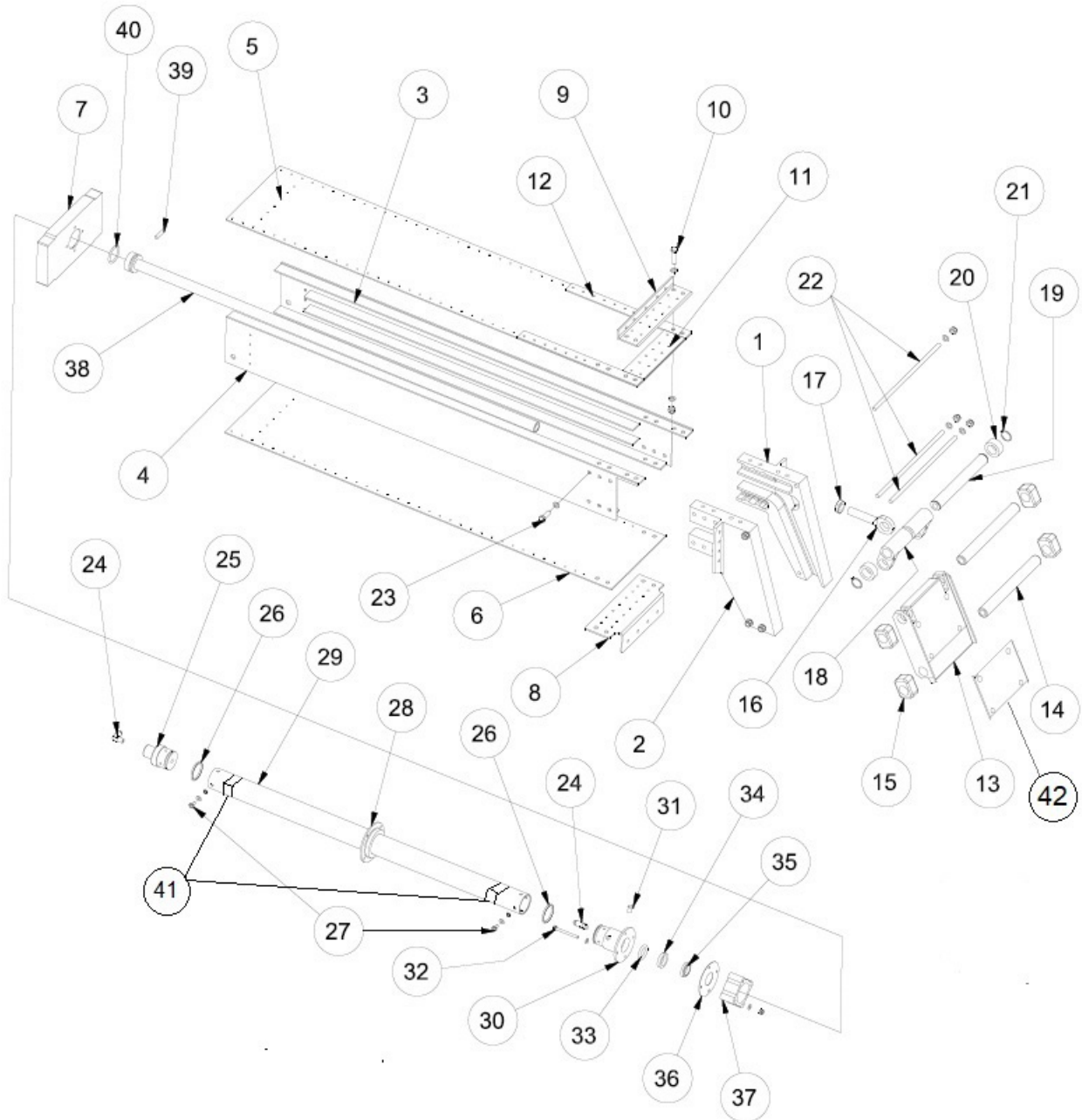


PARTS MANUAL
13000 FLOATS ON DEHAVILLAND DHC-6 TWIN OTTER

ITEM	QTY	PART NO.	PART DESCRIPTION
-	1	13A07000-009	ASS'Y, NOSE GEAR ACTUATOR, O-RING
1	1	13A07104-001	TRACK - FRONT L.
2	1	13A07104-002	TRACK - FRONT R.
3	1	13A07373-001	TRACK - SIDE L.
4	1	13A07373-002	TRACK - SIDE R.
5	1	13A07156-082	COVER - NOSE BOX - TOP
	4	AN5-6A	BOLT, 5/16-24, 0.3125 GRIP, UNDRILLED, STEEL
	8	NAS1149F0563P	WASHER, 0.328 ID, 0.063 THK, STEEL
	4	MS21044N5	NUT, LOCKING, REGULAR HEIGHT, 5/16-24 UNF
6	1	13A07156-083	COVER - NOSE BOX - BOTTOM
7	1	13A07201-003	END CAP - NOSE BOX
8	1	13A07160-011	ANGLE - NOSE BOX - BOTTOM
	4	AN5-6A	BOLT, 5/16-24, 0.3125 GRIP, UNDRILLED, STEEL
	8	NAS1149F0563P	WASHER, 0.328 ID, 0.063 THK, STEEL
	4	MS21044N5	NUT, LOCKING, REGULAR HEIGHT, 5/16-24 UNF
9	1	13A07357-048	ANGLE - NOSE BOX - TOP
10	4	AN5-12A	BOLT, 5/16-24, 0.8125 GRIP, UNDRILLED, STEEL
	8	NAS1149F0563P	WASHER, 0.328 ID, 0.063 THK, STEEL
	4	MS21044N5	NUT, LOCKING, REGULAR HEIGHT, 5/16-24 UNF
11	1	13A07156-086	SPACERS - NOSE BOX
12	2	13A07156-087	SPACERS - NOSE BOX
13	1	13A07080-001	TROLLEY - NOSE GEAR
14	2	13A07475-001	AXLE - NOSE GEAR TROLLEY
15	4	13A07603-004	BLOCK - SLIDE
16	1	13A07257-003	ROD END
17	1	AN316-10R	JAMB NUT
18	2	13A07185-004	LINK - NOSE GEAR RAM
19	1	13A07475-002	AXLE - LINK - NOSE GEAR
20	2	13A07543-003	ROLLER - LOCK
21	2	5100-87-H	SNAP RING
22	3	13A07476-001	ROD - NOSE GEAR TRACK
	6	NAS1149F0463P	WASHER, 0.265 ID, 0.063 THK, STEEL
	6	MS21044N4	NUT, LOCKING, REGULAR HEIGHT, 1/4-28 UNF
23	12	AN5-7A	BOLT, 5/16-24 THREAD, 7/16" GRIP, 31/32" LENGTH
	24	NAS1149F0532P	WASHER, 0.328 ID, 0.032 THK, STEEL
	12	MS21044N5	NUT, LOCKING, REGULAR HEIGHT, 5/16-24 UNF
24	2	MS20822-4D	ELBOW
25	1	6A05268-001	CYLINDER - END CAP
26	2	MS28775-220	"O" RING
27	8	NAS1103-2	BOLT
	8	NAS1149F0363P	WASHER, 0.203 ID, 0.063 THK, STEEL

ITEM	QTY	PART NO.	PART DESCRIPTION
	8	MS35333-39	WASHER - LOCK
28	1	6A05181-001	SUPPORT RING - CYLINDER
	1	MS28775-327	"O" RING
29	1	13A07116-006	CYLINDER - OUTSIDE
30	1	6A07264-002	FLANGE - NOSE CYLINDER
31	1	1231K2	OILER
32	4	AN3-20A	BOLT, 10-32, 1.625 GRIP, UNDRILLED, STEEL
	8	NAS1149F0363P	WASHER, 0.203 ID, 0.063 THK, STEEL
	4	MS21044N3	NUT, LOCKING, REGULAR HEIGHT, 10-32 UNF
33	1	M83461/1-316	O-RING, HYDRAULIC, PACKING, .850 I.D.
34	1	6A07580-005	FELT - WIPER
35	1	8880510	WIPER - NYLON
36	1	6A07158-129	PLATE - FLANGE
37	1	6A07264-003	SPACER - FLANGE
38	1	13A07000-012	ASS'Y - RAM
39	1	3A05701-001	MAGNET
40	1	MS28775-219	"O" RING
41	2	3A07005-178	CLIP, SWITCH, NOSE & MAIN
42	1	13A07212-002	PLATE, BEARING, NOSE SPRING
	2	AN8-33A	BOLT, 1/2-20 THREAD, 2-11/16" GRIP, 3-15/32" LENGTH (UPPER NOSE SPRING ATTACHMENT, NOT SHOWN)
	2	AN7-31A	BOLT, 7/16-20 THREAD, 2-9/16" GRIP, 3-7/32" LENGTH (UPPER NOSE SPRING ATTACHMENT, NOT SHOWN)

NOSE GEAR RETRACTION ASSEMBLY (T-SEALS INSTALLED)

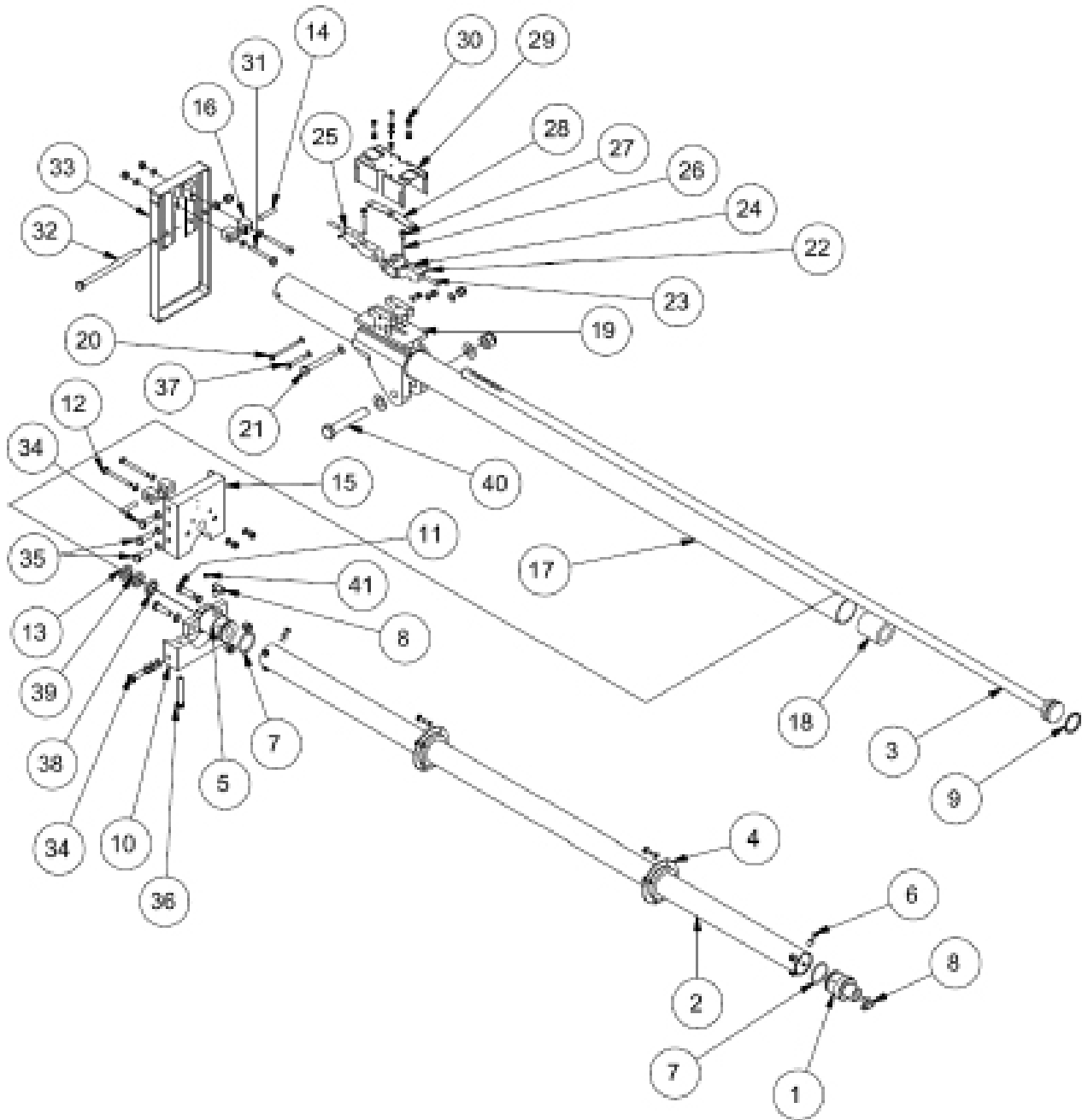


ITEM	QTY	PART NO.	PART DESCRIPTION
-	1	1002234	ASS'Y, NOSE GEAR ACTUATOR, T-SEAL
1	1	13A07104-001	TRACK - FRONT L.
2	1	13A07104-002	TRACK - FRONT R.
3	1	13A07373-001	TRACK - SIDE L.
4	1	13A07373-002	TRACK - SIDE R.
5	1	13A07156-082	COVER - NOSE BOX - TOP
	4	AN5-6A	BOLT, 5/16-24, 0.3125 GRIP, UNDRILLED, STEEL
	8	NAS1149F0563P	WASHER, 0.328 ID, 0.063 THK, STEEL
	4	MS21044N5	NUT, LOCKING, REGULAR HEIGHT, 5/16-24 UNF
6	1	13A07156-083	COVER - NOSE BOX - BOTTOM
7	1	13A07201-003	END CAP - NOSE BOX
8	1	13A07160-011	ANGLE - NOSE BOX - BOTTOM
	4	AN5-6A	BOLT, 5/16-24, 0.3125 GRIP, UNDRILLED, STEEL
	8	NAS1149F0563P	WASHER, 0.328 ID, 0.063 THK, STEEL
	4	MS21044N5	NUT, LOCKING, REGULAR HEIGHT, 5/16-24 UNF
9	1	13A07357-048	ANGLE - NOSE BOX - TOP
10	4	AN5-12A	BOLT, 5/16-24, 0.8125 GRIP, UNDRILLED, STEEL
	8	NAS1149F0563P	WASHER, 0.328 ID, 0.063 THK, STEEL
	4	MS21044N5	NUT, LOCKING, REGULAR HEIGHT, 5/16-24 UNF
11	1	13A07156-086	SPACERS - NOSE BOX
12	2	13A07156-087	SPACERS - NOSE BOX
13	1	13A07080-001	TROLLEY - NOSE GEAR
14	2	13A07475-001	AXLE - NOSE GEAR TROLLEY
15	4	13A07603-004	BLOCK - SLIDE
16	1	13A07257-003	ROD END
17	1	AN316-10R	JAMB NUT
18	2	13A07185-004	LINK - NOSE GEAR RAM
19	1	13A07475-002	AXLE - LINK - NOSE GEAR
20	2	13A07543-003	ROLLER - LOCK
21	2	5100-87-H	SNAP RING
22	3	13A07476-001	ROD - NOSE GEAR TRACK
	6	NAS1149F0463P	WASHER, 0.265 ID, 0.063 THK, STEEL
	6	MS21044N4	NUT, LOCKING, REGULAR HEIGHT, 1/4-28 UNF
23	12	AN5-7A	BOLT, 5/16-24 THREAD, 7/16" GRIP, 31/32" LENGTH
	24	NAS1149F0532P	WASHER, 0.328 ID, 0.032 THK, STEEL
	12	MS21044N5	NUT, LOCKING, REGULAR HEIGHT, 5/16-24 UNF
24	2	MS20822-4D	ELBOW
25	1	1002011	CYLINDER - END CAP
26	2	1002229	T SEALS
27	8	NAS1103-2	BOLT
	8	NAS1149F0316P	WASHER, 0.203 ID, 0.016 THK, STEEL

PARTS MANUAL
13000 FLOATS ON DEHAVILLAND DHC-6 TWIN OTTER

ITEM	QTY	PART NO.	PART DESCRIPTION
	8	NAS1149F0363P	WASHER, 0.203 ID, 0.063 THK, STEEL
	8	MS35333-39	WASHER - LOCK
28	1	6A05181-001	SUPPORT RING - CYLINDER
	1	MS28775-327	"O" RING
29	1	1002014	CYLINDER - OUTSIDE
30	1	1002013	FLANGE - NOSE CYLINDER
31	1	1231K2	OILER
32	4	AN3-21A	BOLT, 10-32, 1.750 GRIP, UNDRILLED, STEEL
	8	NAS1149F0363P	WASHER, 0.203 ID, 0.063 THK, STEEL
	4	MS21044N3	NUT, LOCKING, REGULAR HEIGHT, 10-32 UNF
33	2	1002230	"O" RING
34	1	6A07580-005	FELT - WIPER
35	1	8880510	WIPER - NYLON
36	1	6A07158-129	PLATE - FLANGE
37	1	6A07264-003	SPACER - FLANGE
38	1	13A07000-012	ASS'Y - RAM
39	1	3A05701-001	MAGNET
40	1	1002229	T SEALS
41	2	3A07005-178	CLIP, SWITCH, NOSE & MAIN
42	1	13A07212-002	PLATE, BEARING, NOSE SPRING
	2	AN8-33A	BOLT, 1/2-20 THREAD, 2-11/16" GRIP, 3-15/32" LENGTH (UPPER NOSE SPRING ATTACHMENT, NOT SHOWN)
	2	AN7-31A	BOLT, 7/16-20 THREAD, 2-9/16" GRIP, 3-7/32" LENGTH (UPPER NOSE SPRING ATTACHMENT, NOT SHOWN)

MAIN GEAR RETRACTION (O-RINGS INSTALLED)

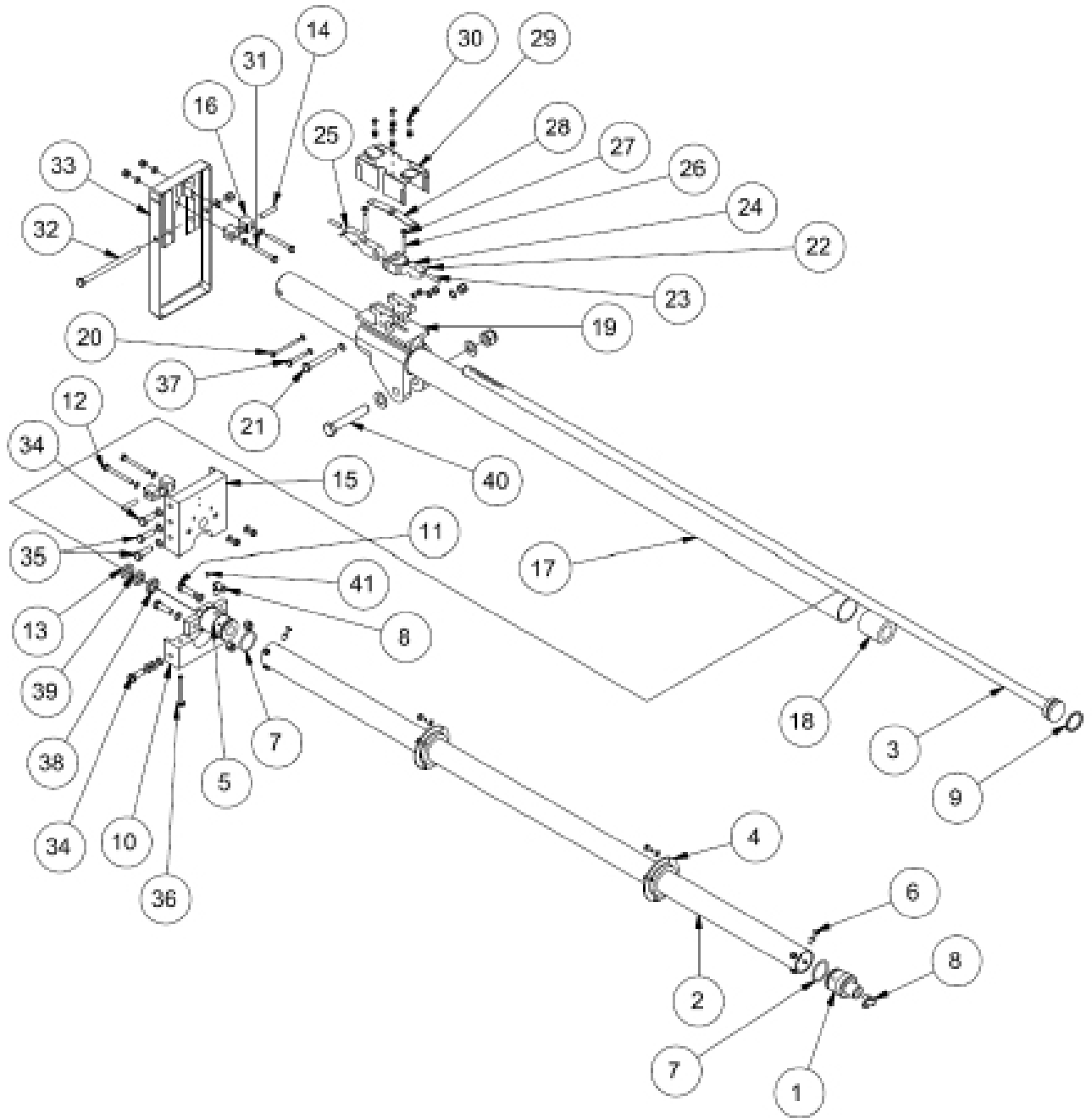


PARTS MANUAL
13000 FLOATS ON DEHAVILLAND DHC-6 TWIN OTTER

ITEM	QTY	PART NO.	PART DESCRIPTION
1	1	6A05268-001	CYLINDER - END CAP
2	1	13A05116-005	CYLINDER - OUTSIDE
3	1	13A05000-012	ASS'Y - RAM
4	2	6A05181-001	RING - CYLINDER SUPPORT
	2	MS28775-327	"O" RING
	8	AN3-4A	BOLT - ATTACH
	8	NAS1149F0363P	WASHER, 0.203 ID, 0.063 THK, STEEL
	8	MS21044N3	NUT, LOCKING, REGULAR HEIGHT, 10-32 UNF
5	1	6A05199-001	FLANGE - CYLINDER END
6	8	NAS6203-2	BOLT
	8	NAS1149D0363J	WASHER
	8	MS35333-39	NUT
7	2	MS28775-220	"O" RING
8	2	MS20822-4D	ELBOW
9	1	MS28775-219	"O" RING
10	1	13A05073-004	CAP - SLIDE TUBE
11	2	AN6-12A	BOLT - FLANGE CYL. END ATTACH
	4	NAS1149F0663P	WASHER, 0.39 ID, 0.063 THK, STEEL
	2	MS21044N6	NUT, LOCKING, REGULAR HEIGHT, 3/8-24 UNF
12	2	AN4-24A	BOLT
	4	NAS1149F0463P	WASHER, 0.265 ID, 0.063 THK, STEEL
	2	MS21044N4	NUT, LOCKING, REGULAR HEIGHT, 1/4-28 UNF
13	1	8880410	WIPER - NYLON
14	2	6A05702-008	LOCK - PIN
15	1	13A05064-002	FITTING - SLIDE TUBE
16	2	6A05193-001	LOCK - FITTING
17	1	13A05120-001	SLIDE TUBE
18	1	13A05099-001	INSERT (AFT END)
19	1	13A05316-001	CARRIAGE
	2	32DU16	BEARING - BUSHING
20	1	AN3-25A	BOLT - SPRING ATTACH
	2	NAS1149F0363P	WASHER, 0.203 ID, 0.063 THK, STEEL
	1	MS21044N3	NUT, LOCKING, REGULAR HEIGHT, 10-32 UNF
21	1	AN6-26A	BOLT - LOCK ATTACH
	2	NAS1149D0663J	WASHER
	1	MS21044N6	NUT, LOCKING, REGULAR HEIGHT, 3/8-24 UNF
22	2	1032NF X 3/16	SET SCREW - MAGNET
23	2	3A05701-001	MAGNET
24	1	6A05042-001	LOCK - AFT
25	1	6A05041-001	LOCK - FORWARD
26	2	6A05087-001	SCREW - SET

ITEM	QTY	PART NO.	PART DESCRIPTION
27	2	AN316-4R	JAMB NUT
28	1	6A05533-001	SPRING - LOCK
29	1	6A05158-019	COVER - CARRIAGE
30	4	AN526-832R8	SCREW - COVER ATTACH
	4	NAS1149FN816P	WASHER
	4	MS35333-38	WASHER
31	2	AN4-24A	BOLT - LOCK ATTACH
	4	NAS1149F0463P	WASHER, 0.265 ID, 0.063 THK, STEEL
	2	MS21044N4	NUT, LOCKING, REGULAR HEIGHT, 1/4-28 UNF
32	1	AN6-56A	BOLT - FWD SLIDE TUBE ATTACH
	1	NAS1149F0663P	WASHER, 0.39 ID, 0.063 THK, STEEL
	1	MS21044N6	NUT, LOCKING, REGULAR HEIGHT, 3/8-24 UNF
33	1	13A01210-003	FITTING FWD TUNNEL
34	4	AN6-10A	BOLT - FITTING & CAP ATTACH
	4	MS1149D0663J	WASHER
	4	MS21044N6	NUT, LOCKING, REGULAR HEIGHT, 3/8-24 UNF
35	4	AN6-11A	BOLT - FITTING ATTACH
	4	MS1149D0663J	WASHER
	4	MS21044N5	NUT
36	2	AN5H22A	BOLT - CAP ATTACH
	2	NAS1149F0563P	WASHER, 0.328 ID, 0.063 THK, STEEL
	2	MS21044N5	NUT
37	1	AN4-14A	BOLT - RAM KEEPER
	2	NAS1149D0463J	WASHER
	1	MS21044N4	NUT, LOCKING, REGULAR HEIGHT, 1/4-28 UNF
38	1	M83461/1-314	O-RING
39	1	6A05580-004	WIPER - FELT
40	1	AN10-34A	BOLT - SHOCK STRUT ATTACH
	2	NAS1149D1032J	WASHER
	1	MS21044N10	NUT, LOCKING, REGULAR HEIGHT, 5/8-18 UNF
41	1	1214K1	VALVE - OILER

MAIN GEAR RETRACTION (T-SEALS INSTALLED)

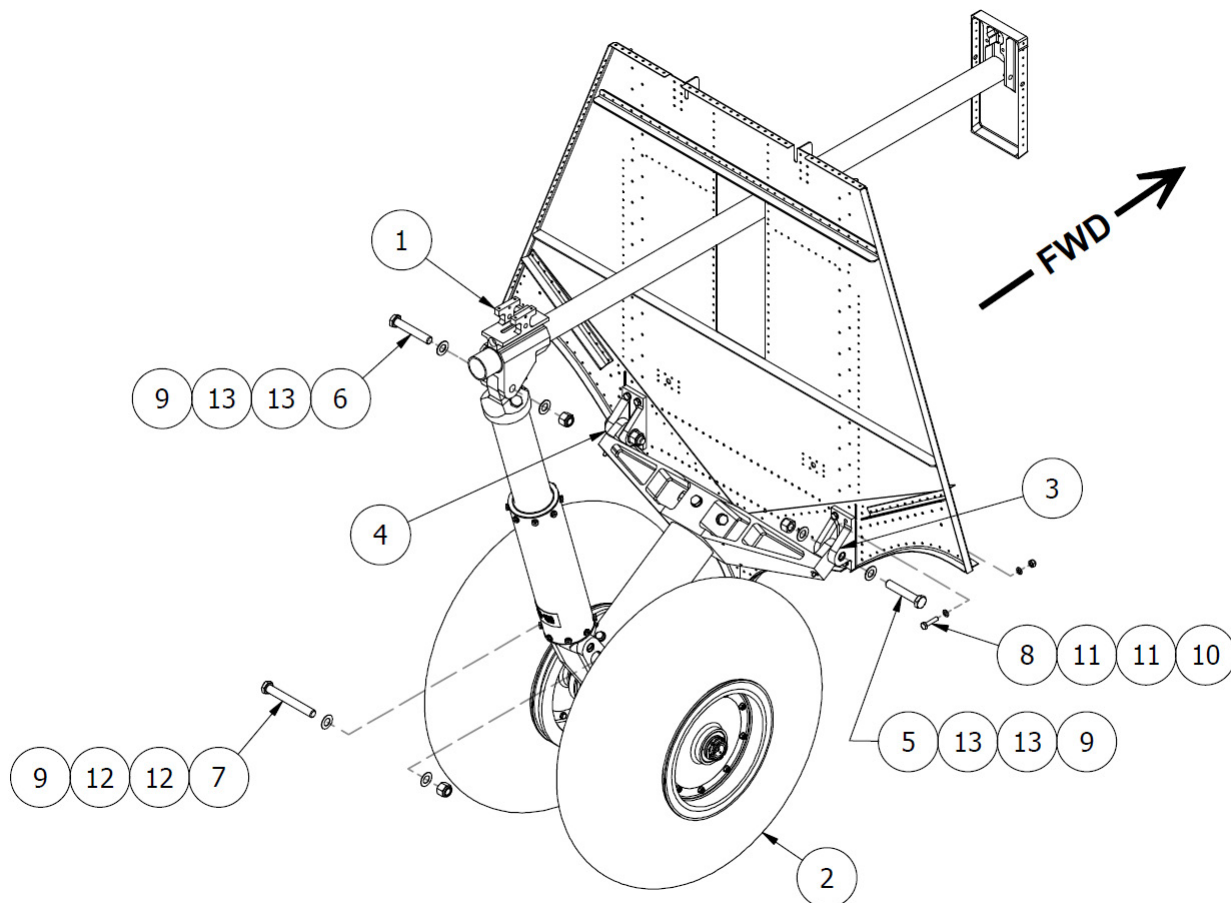


ITEM	QTY	PART NO.	PART DESCRIPTION
1	1	1002011	CYLINDER - END CAP
2	1	1002010	CYLINDER - OUTSIDE
3	1	1002224	ASS'Y - RAM
4	2	6A05181-001	RING - CYLINDER SUPPORT
	2	MS28775-327	"O" RING
	8	AN3-4A	BOLT - ATTACH
	8	NAS1149F0363P	WASHER, 0.203 ID, 0.063 THK, STEEL
	8	MS21044N3	NUT, LOCKING, REGULAR HEIGHT, 10-32 UNF
5	1	1002008	FLANGE - CYLINDER END
6	8	NAS6203-2	BOLT
	8	NAS1149D0363J	WASHER
	8	MS35333-39	NUT
7	2	1002229	T SEAL
8	2	MS20822-4D	ELBOW
9	1	1002229	T SEAL
10	1	13A05073-004	CAP - SLIDE TUBE
11	2	AN6-12A	BOLT - FLANGE CYL. END ATTACH
	4	NAS1149F0663P	WASHER, 0.39 ID, 0.063 THK, STEEL
	2	MS21044N6	NUT, LOCKING, REGULAR HEIGHT, 3/8-24 UNF
12	2	AN4-24A	BOLT
	4	NAS1149F0463P	WASHER, 0.265 ID, 0.063 THK, STEEL
	2	MS21044N4	NUT, LOCKING, REGULAR HEIGHT, 1/4-28 UNF
13	1	8880410	WIPER - NYLON
14	2	6A05702-008	LOCK - PIN
15	1	13A05064-002	FITTING - SLIDE TUBE
16	2	6A05193-001	LOCK - FITTING
17	1	13A05120-001	SLIDE TUBE
18	1	13A05099-001	INSERT (AFT END)
19	1	1002239	CARRIAGE
	2	32DU16	BEARING - BUSHING
20	1	AN3-25A	BOLT - SPRING ATTACH
	2	NAS1149F0363P	WASHER, 0.203 ID, 0.063 THK, STEEL
	1	MS21044N3	NUT, LOCKING, REGULAR HEIGHT, 10-32 UNF
21	1	AN6-26A	BOLT - LOCK ATTACH
	2	NAS1149D0663J	WASHER
	1	MS21044N6	NUT, LOCKING, REGULAR HEIGHT, 3/8-24 UNF
22	2	1032NF X 3/16	SET SCREW - MAGNET
23	2	3A05701-001	MAGNET
24	1	6A05042-001	LOCK - AFT
25	1	6A05041-001	LOCK - FORWARD
26	2	6A05087-001	SCREW - SET

PARTS MANUAL
13000 FLOATS ON DEHAVILLAND DHC-6 TWIN OTTER

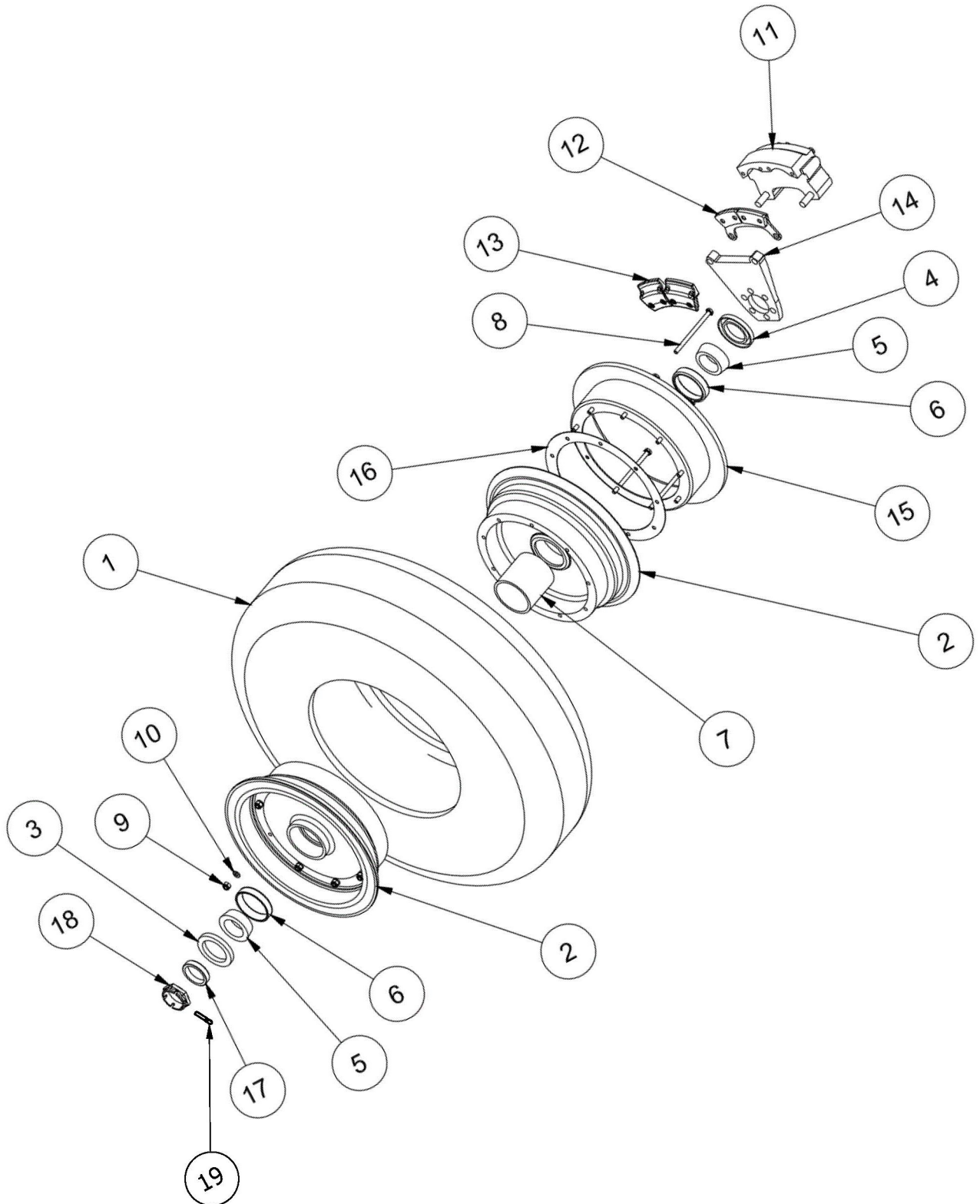
ITEM	QTY	PART NO.	PART DESCRIPTION
27	2	AN316-4R	JAMB NUT
28	1	6A05533-001	SPRING - LOCK
29	1	6A05158-019	COVER - CARRIAGE
30	4	AN526-832R8	SCREW - COVER ATTACH
	4	NAS1149FN816P	WASHER
	4	MS35333-38	WASHER
31	2	AN4-24A	BOLT - LOCK ATTACH
	4	NAS1149F0463P	WASHER, 0.265 ID, 0.063 THK, STEEL
	2	MS21044N4	NUT, LOCKING, REGULAR HEIGHT, 1/4-28 UNF
32	1	AN6-56A	BOLT - FWD SLIDE TUBE ATTACH
	1	NAS1149F0663P	WASHER, 0.39 ID, 0.063 THK, STEEL
	1	MS21044N6	NUT, LOCKING, REGULAR HEIGHT, 3/8-24 UNF
33	1	13A01210-003	FITTING FWD TUNNEL
34	4	AN6-10A	BOLT - FITTING & CAP ATTACH
	4	MS1149D0663J	WASHER
	4	MS21044N6	NUT, LOCKING, REGULAR HEIGHT, 3/8-24 UNF
35	4	AN6-11A	BOLT - FITTING ATTACH
	4	MS1149D0663J	WASHER
	4	MS21044N5	NUT
36	2	AN5H22A	BOLT - CAP ATTACH
	2	NAS1149F0563P	WASHER, 0.328 ID, 0.063 THK, STEEL
	2	MS21044N5	NUT
37	1	AN4-14A	BOLT - RAM KEEPER
	2	NAS1149D0463J	WASHER
	1	MS21044N4	NUT, LOCKING, REGULAR HEIGHT, 1/4-28 UNF
38	2	1002231	T SEAL
39	1	6A05580-004	WIPER - FELT
40	1	AN10-34A	BOLT - SHOCK STRUT ATTACH
	2	NAS1149D1032J	WASHER
	1	MS21044N10	NUT, LOCKING, REGULAR HEIGHT, 5/8-18 UNF
41	1	1214K1	VALVE - OILER

MAIN GEAR ASSEMBLY



ITEM	QTY	PART NO.	PART DESCRIPTION
1	1	1002239	ASSY, CARRIAGE, MAIN GEAR
2	1	13A04000-056	MAIN AXLE SHOCK STRUT WHEEL & BRAKE
3	1	13A04030-002	ASSEMBLY, TRUNION, DRAG BRACE, RIGHT
4	1	13A04030-003	ASSEMBLY, TRUNION, DRAG BRACE, LEFT
5	2	AN10-32A	BOLT, 5/8-18, 2.4375 GRIP, UNDRILLED, STEEL
6	1	AN10-34A	BOLT, 5/8-18, 2.6875 GRIP, UNDRILLED, STEEL
7	1	AN10-46A	BOLT, 5/8-18, 3.938 GRIP, UNDRILLED, STEEL
8	8	AN5-12A	BOLT, 5/16-24, 0.8125 GRIP, UNDRILLED, STEEL
9	4	MS21044N10	NUT, LOCKING, REGULAR HEIGHT, 5/8-18 UNF
10	8	MS21044N5	NUT, LOCKING, REGULAR HEIGHT, 5/16-24 UNF
11	16	NAS1149D0563J	WASHER, 0.328 ID, 0.063 THK, ALUMINUM
12	2	NAS1149D1016J	WASHER, 0.64 ID, 0.016 THK, ALUMINUM
13	4	NAS1149D1063J	WASHER, 0.64 ID, 0.063 THK, ALUMINUM

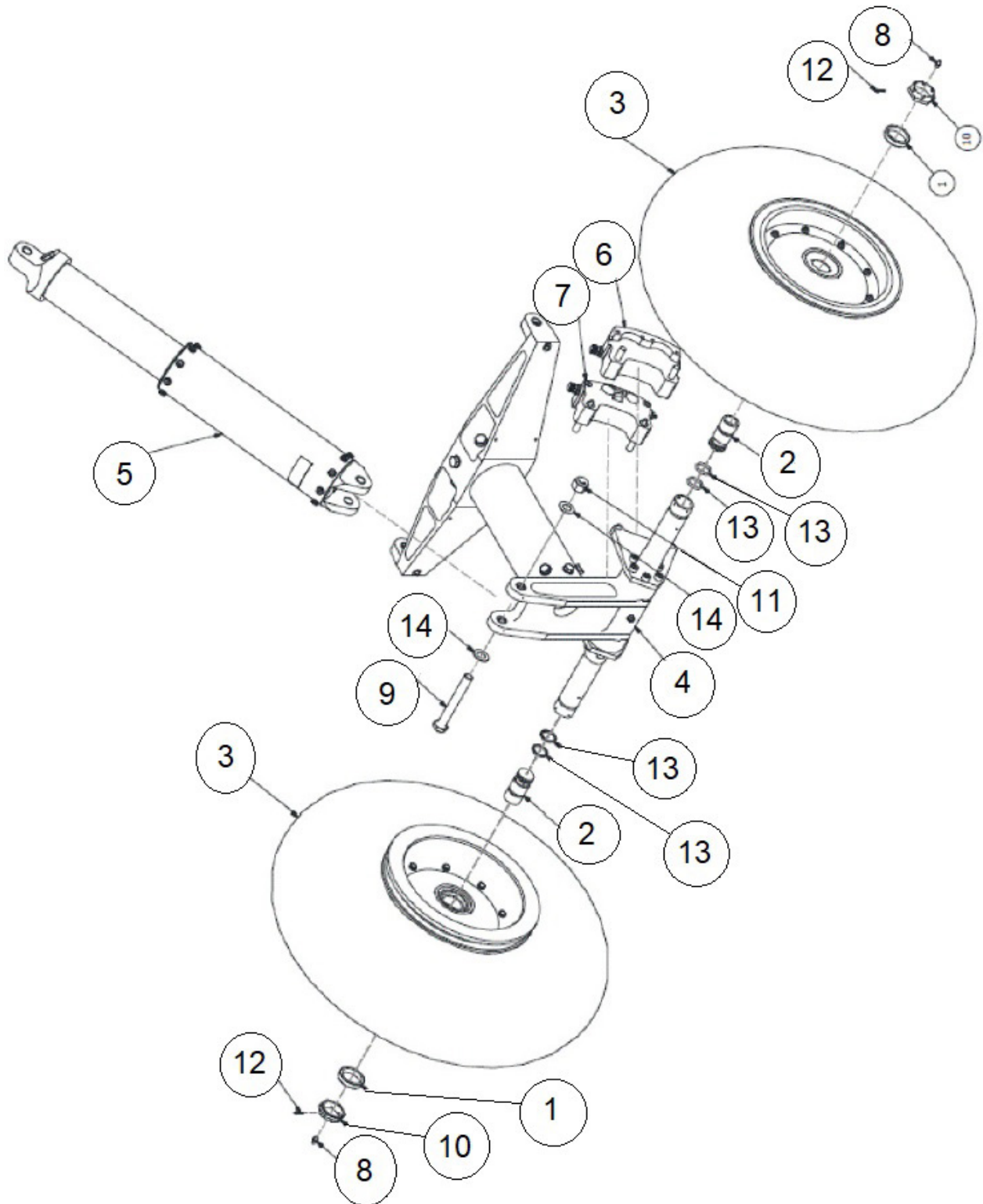
MAIN GEAR WHEEL ASSEMBLY



ITEM	QTY	PART NO.	PART DESCRIPTION
-	1	13A04000-055	ASSY WHEEL & TIRE (INCLUDES 1 & 2)
1	1	AA1N6*	TIRE, 8.50 X 10.00 - 8
	1	XA1AM*	TUBE, 8.50 X 10
2	1	13A04000-127	MAIN WHEEL ASSEMBLY (INCLUDES ITEMS 3-10, 15, 16)
	1	100-1024 (ALT)	MAIN WHEEL ASSEMBLY (ALT, INCLUDES ITEMS 3-10, 15)
3	1	1001994	SEAL OUTSIDE
4	1	1001996	SEAL INSIDE
5	2	LM29749	BEARING-CONE
6	2	LM29710	BEARING-CUP
7	1	067-06300	SPACER, GREASE RETAINER (USED IN 13A04000-127 ASS'Y)
	1	026-016	SPACER, GREASE RETAINER (USED IN 100-1024 ASS'Y)
	2	MS28775-035	O-RING (NOT SHOWN, USED IN 100-1024 ASS'Y)
8	9	AN4-40A	BOLT
9	9	MS21044N4	NUT, LOCKING, REGULAR HEIGHT, 1/4-28 UNF
10	15	NAS1149F0463P	WASHER, 0.265 ID, 0.063 THK, STEEL
11	1	13A04000-191	BRAKE ASSEMBLY RT.
	1	13A04000-192	BRAKE ASSEMBLY LT.
12	1	073-01500	LINING ASSY OUTSIDE
	2	066-10800	LINING
	4	105-00200	RIVETS
13	2	074-01300	LINING ASSY INSIDE
	1	066-10800	LINING
	2	105-00200	RIVETS
	1	081-00200	BLEEDER NUT (NOT SHOWN)
	1	079-00300	BLEEDER (NOT SHOWN)
14	1	075-04200	TORQUE PLATE
	6	MS16997-99	BOLT (NOT SHOWN)
15	1	164-03006	BRAKE DISC (USED IN 13A04000-127 ASS'Y)
	1	018-140	BRAKE DISC, NON-CHROME (USED IN 100-1024 ASS'Y)
16	1	13A04620-002	SPACER, TEFLON
17	1	6A04093-002	SPACER, MAIN WHEEL AXLE
18	1	MS21025-24	NUT
19	1	MS24665-349	COTTER PIN

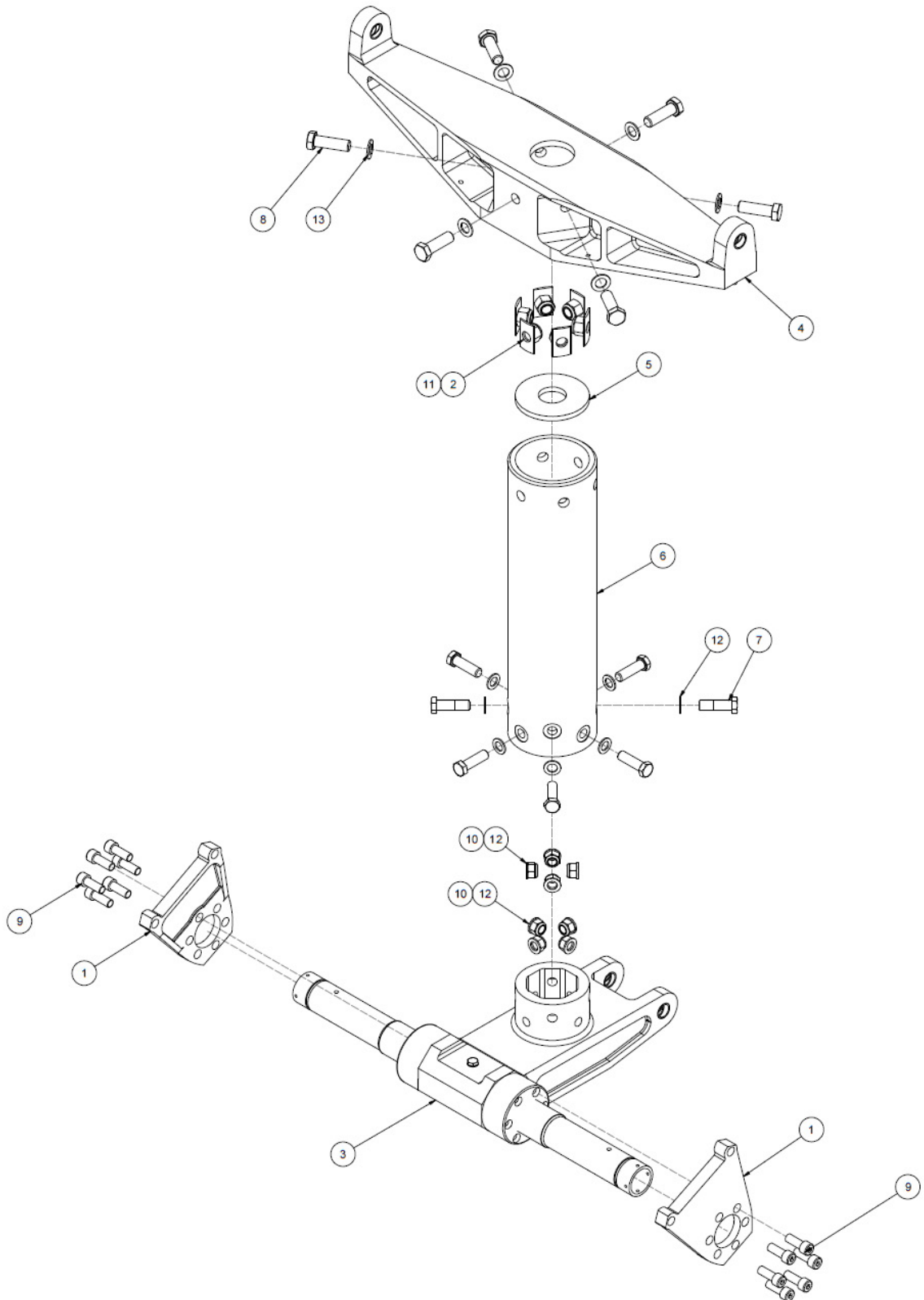
* Any alternate tire (tube type) which is TSO-approved, matches the listed tire's dimensions, and meets its speed/load/ply ratings may be used. Equivalent tubes may also be used.

MAIN AXLE SHOCK STRUT WHEEL AND BRAKE ASSEMBLY



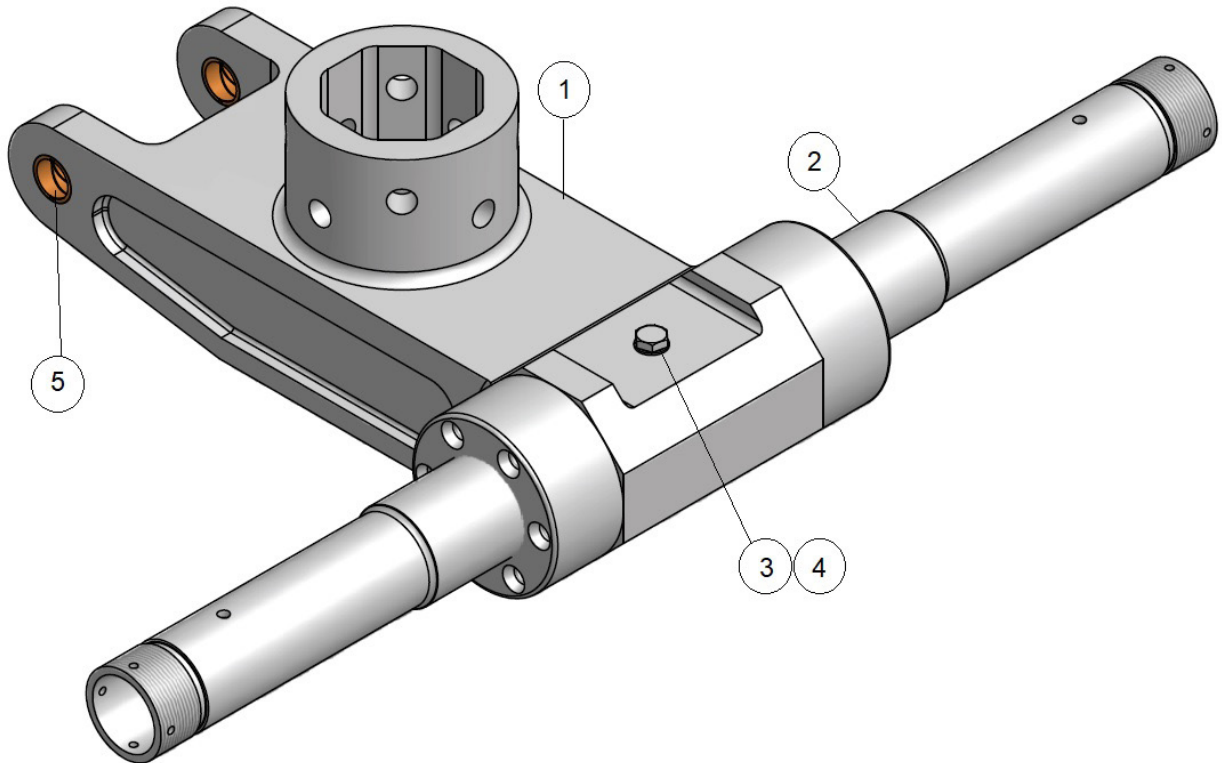
ITEM	QTY	PART NO.	PART DESCRIPTION
1	2	6A04093-002	AXLE SPACER - MAIN WHEEL
2	2	6A04263-003	INSERT GREASE WHEEL
3	2	13A04000-055	ASSEMBLY, MAIN WHEEL
4	1	13A04000-057	ASSEMBLY, DRAG BRACE (SEE ASSEMBLY BREAK DOWN)
5	1	13A04000-059	ASS'Y - SHOCK STRUT
6	1	13A04000-191	BRAKE ASSEMBLY, RIGHT
7	1	13A04000-192	BRAKE ASSEMBLY, LEFT
8	2	1095K41	COMMON GREASEZERK
9	1	AN10-46A	BOLT, 5/8-18, 3.9375 GRIP, UNDRILLED, STEEL
10	2	MS21025-24	NUT, AXLE
11	1	MS21044N10	NUT, LOCKING, REGULAR HEIGHT, 5/8-18 UNF
12	2	MS24665-349	COTTER PIN
13	4	MS28775-214	"O" RING, HYDRAULIC
14	2	NAS1149D1016J	WASHER, 0.64 ID, 0.016 THK, ALUMINUM

DRAG BRACE ASSEMBLY



ITEM	QTY	PART NO.	PART DESCRIPTION
-	1	13A04000-057	ASSEMBLY, DRAG BRACE
1	2	075-04200	TORQUE PLATE
2	6	1008027	WASHER, CUSTOM, DRAG BRACE
3	1	13A04000-058	ASSEMBLY, AXLE, MAIN GEAR (SEE ASSEMBLY BREAK DOWN)
4	1	13A04081-001	ASSEMBLY, DRAG BRACE
5	1	13A04231-003	PLUG, SUPPORT, DRAG TUBE
6	1	13A04289-001	TUBE, DRAG BRACE, MAIN GEAR
7	8	AN7-13A	BOLT, 7/16-20, 0.8125 GRIP, UNDRILLED, STEEL
8	6	AN8-14A	BOLT, 1/2-20, 0.8125 GRIP, UNDRILLED, STEEL
9	12	MS16997-99	SCREW, CAP, SOCKET HEAD
10	8	MS21044N7	NUT, LOCKING, REGULAR HEIGHT, 1/16-20 UNF
11	6	MS21044N8	NUT, LOCKING, REUGLAR HEIGHT, 1/2-20 UNF
12	16	NAS1149D0763J	WASHER, 0.453 ID, 0.063 THK, ALUMINUM
13	6	NAS1149D0863J	WASHER, 0.515 ID, 0.063 THK, ALUMINUM

MAIN GEAR AXLE ASSEMBLY

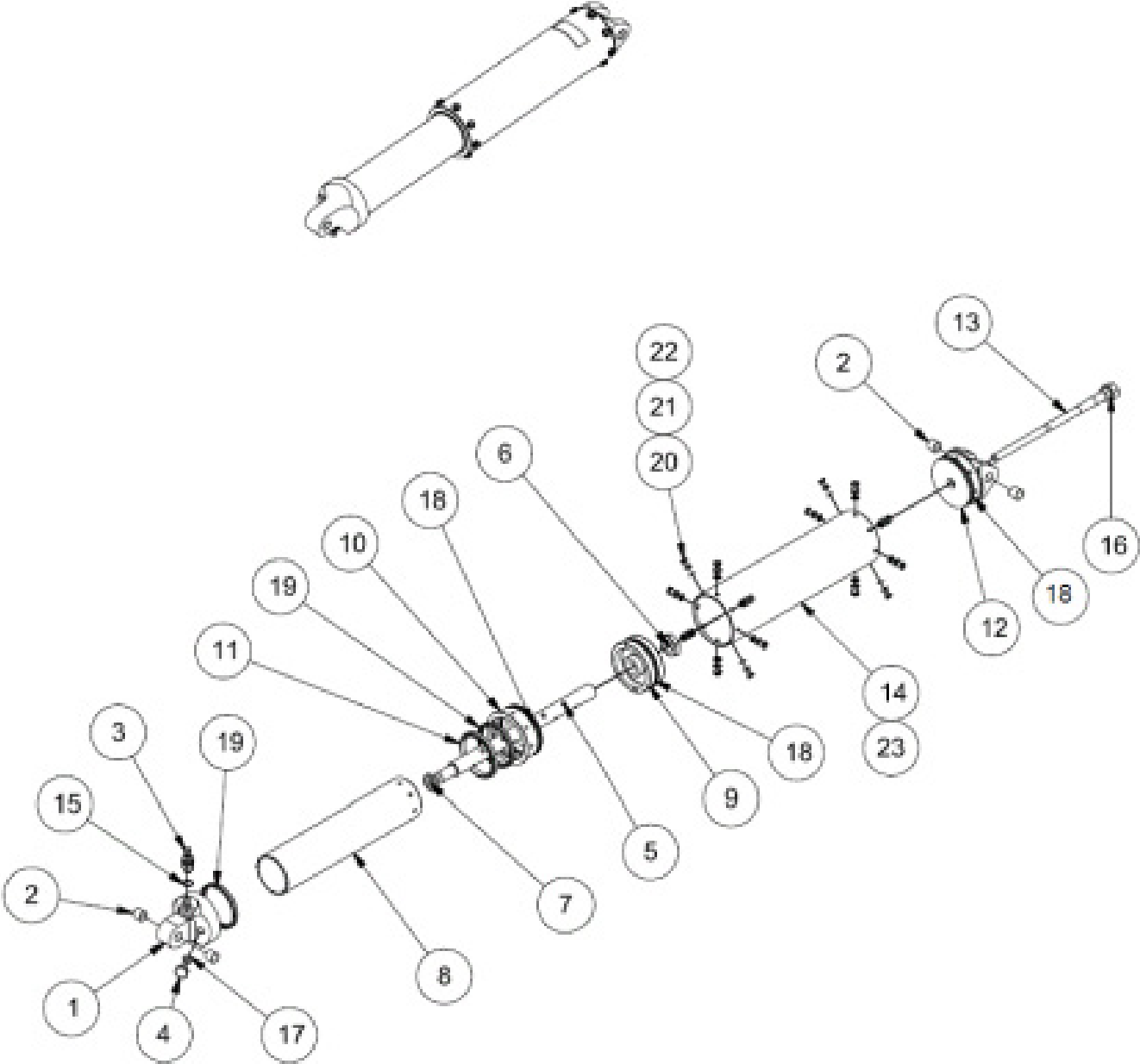


ITEM	QTY	PART NO.	PART DESCRIPTION
-	1	13A04000-058	ASS'Y AXLE - MAIN GEAR
1	1	13A04315-001	AXLE FITTING - MAIN GEAR
2	1	13A04510-002	AXLE - MAIN WHEEL
3	1	AN4-25A	BOLT
4	2	AN960-416L	WASHER
5	2	1001886	OIL GROOVE BUSHING

PARTS MANUAL
13000 FLOATS ON DEHAVILLAND DHC-6 TWIN OTTER

ITEM	QTY	PART NO.	PART DESCRIPTION
-	1	13A04000-059	ASSY SHOCK STRUT (COMPLETE)
1	1	13A04098-003	CAP UPPER END
	1	10DU10	BUSHING-BEARING
2	1	MS28889-2	VALVE, SHRADER
	1	MS28775-015	"O" RING
3	1	6A04271-003	CAP-FILLER
	1	MS28775-111	"O" RING
4	1	MS28775-337	"O" RING
5	1	6A04275-001	NUT-UPPER
6	1	1001031	METERING TUBE
7	1	6A04276-001	NUT-LOWER
8	1	13A04297-002	GLAND
9	1	888 1910	WIPER
10	1	13A04498-002	INNER CYLINDER, SHOCK STRUT
11	3	MS28775-340	"O" RING
12	16	NAS6204-2	BOLT
	16	NAS1149D0463J	WASHER
	16	MS35333-40	WASHER
13	1	13A04098-005	PISTON
14	1	13A04261-006	METERING PIN
15	1	MS28775-116	"O" RING
16	1	13A04119-001	OUTER CYLINDER, SHOCK STRUT
17	1	13A04098-004	CAP-LOWER END
	2	10DU10	BUSHING-BEARING
18	1	7A3-4089	PLACARD

OLEO SHOCK STRUT ASSEMBLY (T-SEALS INSTALLED)



PARTS MANUAL
13000 FLOATS ON DEHAVILLAND DHC-6 TWIN OTTER

ITEM	QTY	PART NO.	PART DESCRIPTION
-	1	13A04000-059	SHOCK STRUT ASSY (COMPLETE)
-	1	KT13A04-001	OLEO STRUT RE-BUILD KIT (INCLUDES ITEMS 11, 15, 16, 17, 18,19)
1	1	13A04098-003	CAP - UPPER END
2	4	10DU10	BUSHING - BEARING
3	1	MS28889-2	VALVE
4	1	6A04271-003	PLUG
5	1	1001031	METERING TUBE
6	1	6A04276-001	CHECK NUT
7	1	6A04275-001	CHECK NUT
8	1	13A04498-002	INNER CYLINDER
9	1	13A04098-005	PISTON
10	1	13A04297-002	GLAND
11	1	8881910	WIPER
12	1	13A04098-004	CAP, LOWER END
13	1	13A04261-006	METERING PIN
14	1	13A04119-001	OUTER CYLINDER
15	1	MS28775-015	O-RING
16	1	MS28775-116	O-RING
17	1	MS28775-111	O-RING
18	3	1001930	T-SEAL
19	2	1001929	T-SEAL
20	16	NAS6204-2	BOLT
21	16	MS35333-40	WASHER
22	16	NAS1149D0463J	WASHER
23	1	7A3-4089	PLACARD

THIS PAGE INTENTIONALLY LEFT BLANK

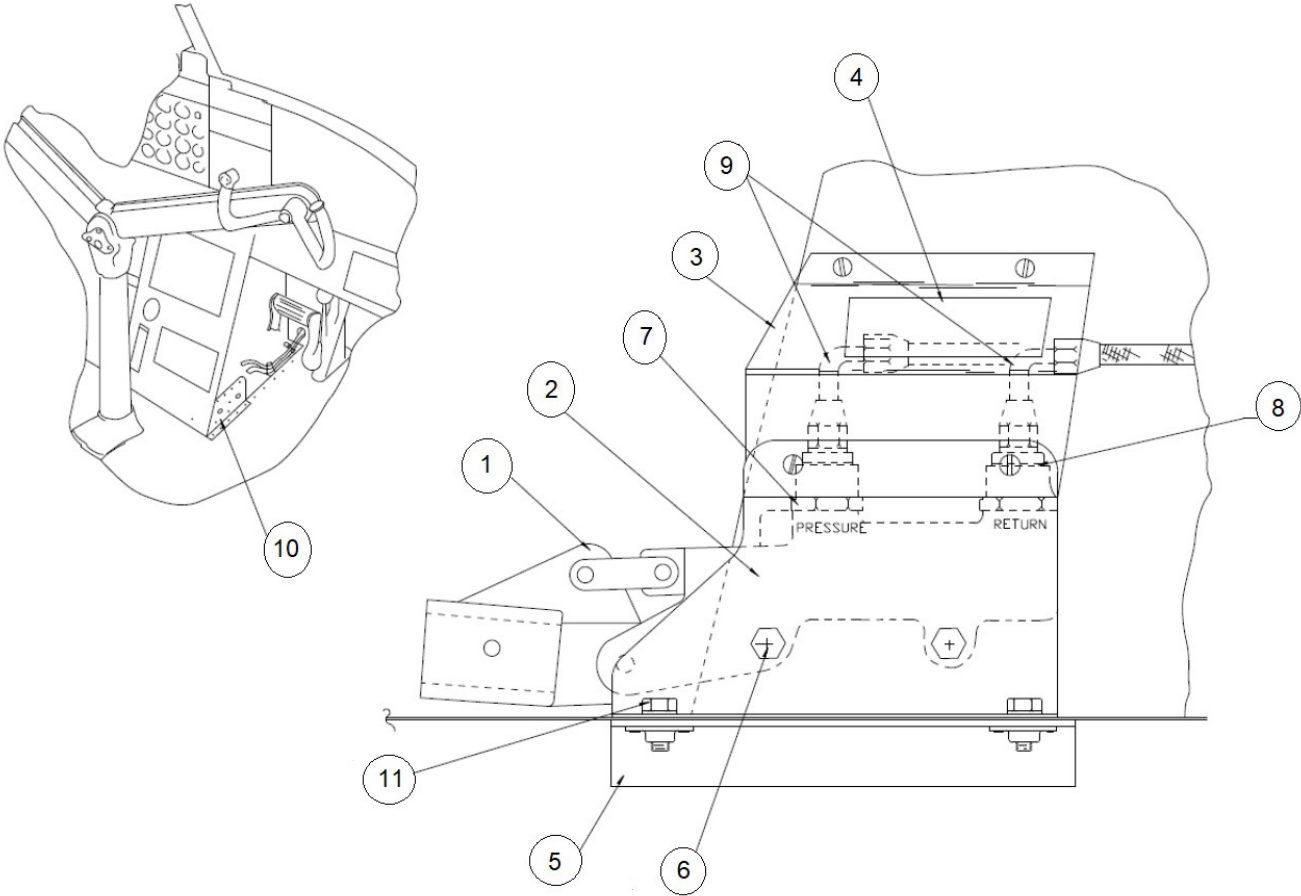
SECTION 10

HYDRAULIC SYSTEM

CONTENTS

INSTALLATION HYDRAULIC HAND PUMP	160
INSTALLATION BRAKE LINES	162
PUMP MOUNT BRACKET ASSEMBLY POST SERVICE LETTER 208.....	163
HYDRAULIC POWER PACK ASSEMBLY POST SERVICE LETTER 208.....	165
HYDRAULIC POWER PACK ASSEMBLY PRE SERVICE LETTER 208	167
HYDRAULIC PUMP OVERVIEW POST SERVICE LETTER 208	169
HYDRAULIC PUMP OVERVIEW PRE SERVICE LETTER 208	171
HYDRAULIC SCHEMATIC.....	173

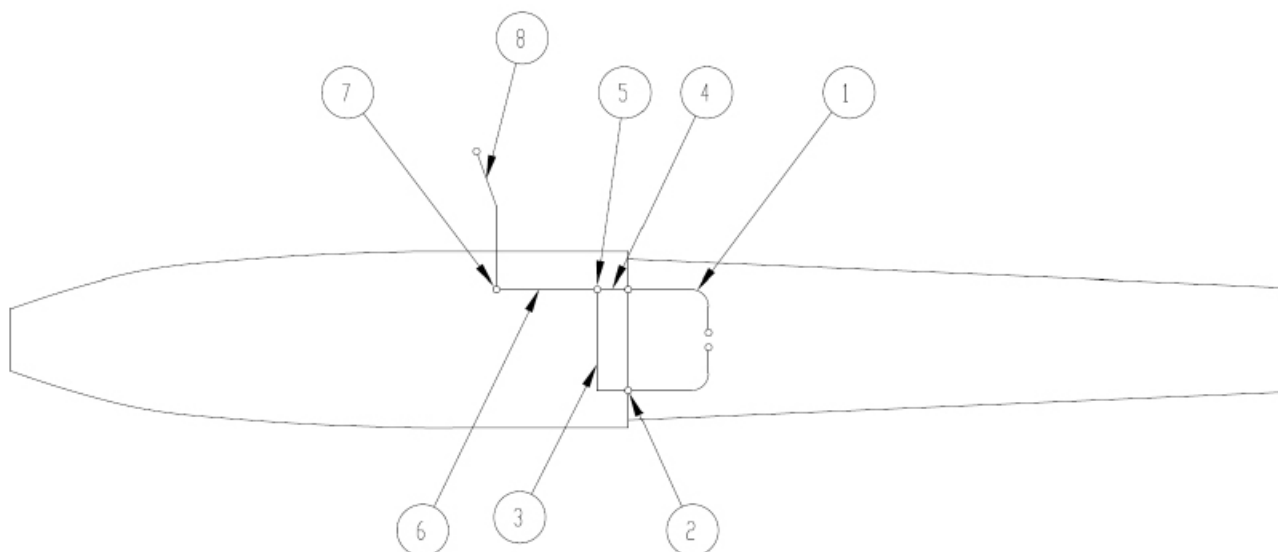
INSTALLATION HYDRAULIC HAND PUMP



PARTS MANUAL
13000 FLOATS ON DEHAVILLAND DHC-6 TWIN OTTER

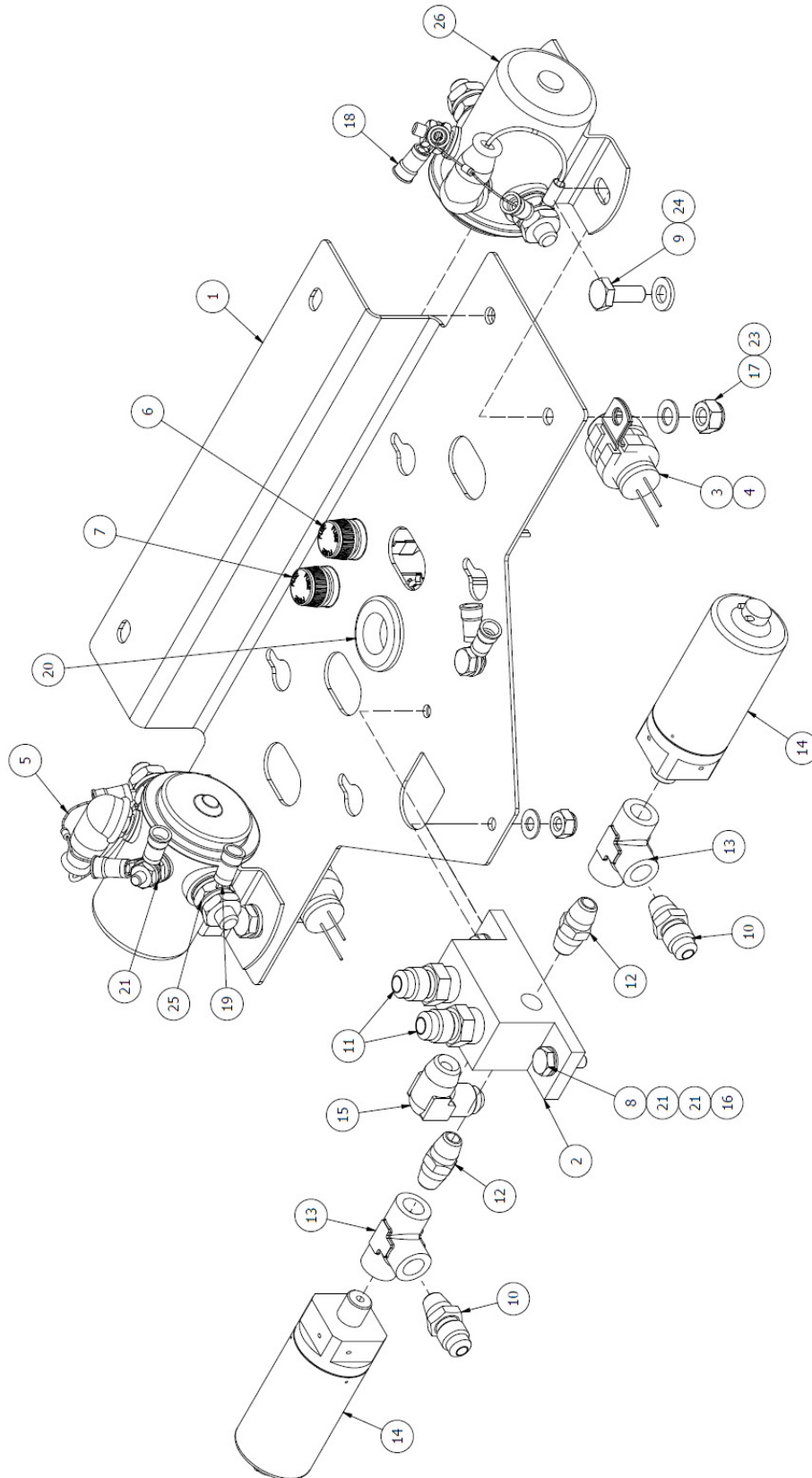
ITEM	QTY	PART NO.	PART DESCRIPTION
1	1	914-8D27	HAND PUMP
2	1	8A09003-054	ASS'Y, BRACKET, HAND PUMP, RH
3	1	13A09158-122	COVER
	2	MS21078-08	RIVNUT-ATTACH
	2	AN526-832R8	SCREW-ATTACH
4	1	5B3-595-3	PLACARD
5	1	13A09359-162	ANGLE-LOWER SUPPORT
6	2	AN4-27A	BOLT-ATTACH
	2	NAS1149F0463P	WASHER, 0.265 ID, 0.063 THK, STEEL
	2	MS21078-4	PLATE NUT
7	1	AN919-7D	REDUCER-PRESSURE
	1	MS28775-013	"O" RING
8	1	AN919-11D	REDUCER-RETURN
	1	MS28775-016	"O" RING
9	2	13A09000-136	ASSY HOSE
10	1	13A09163-023	SUPPORT-INSIDE
11	2	AN3-5A	BOLT-ATTACH
	2	NAS1149F0363P	WASHER, 0.203 ID, 0.063 THK, STEEL
	2	AN970-10	WASHER-OPTIONAL (MAY BE USED IN PLACE OF ITEM 5)

INSTALLATION BRAKE LINES



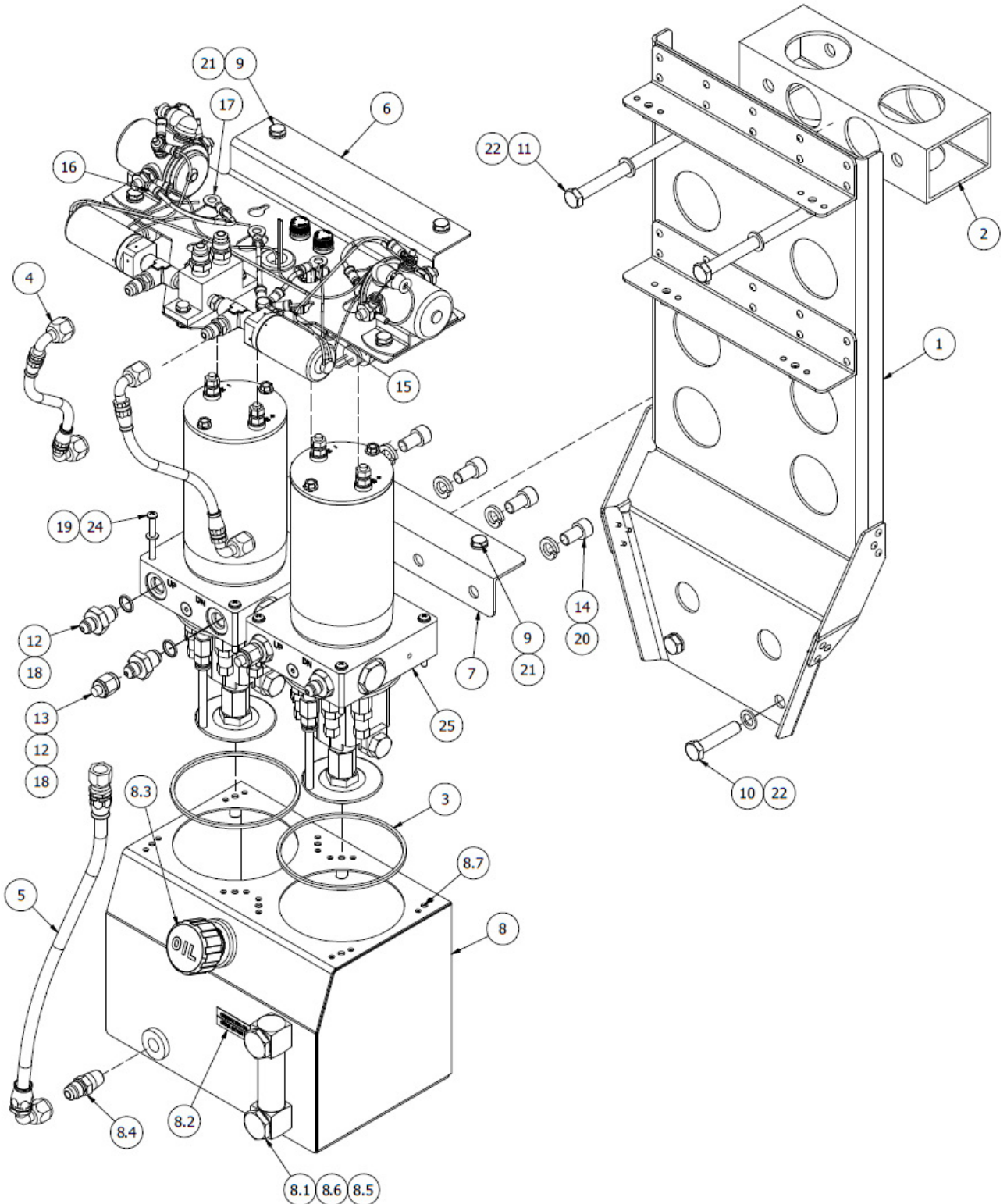
ITEM	QTY	PART NO.	PART DESCRIPTION
1	2	13A04000-068	ASSEMBLY, HOSE, BRAKELINE
2	2	AN832-4D	FITTING-BULKHEAD (STEP BULKHEAD)
3	1	13A04000-066	BRAKE LINE ASSY
4	1	13A04000-065	BRAKE LINE ASSY
5	1	AN824-4D	"T" FITTING
6	1	13A04000-067	BRAKE LINE ASSY ("T" TO DECK FITTING)
7	1	AN833-4D	FITTING 90° BULKHEAD (TOP DECK)
8	1	13A04000-069	BRAKE LINE ASSY (INSIDE MAIN STRUT)

PUMP MOUNT BRACKET ASSEMBLY POST SERVICE LETTER 208



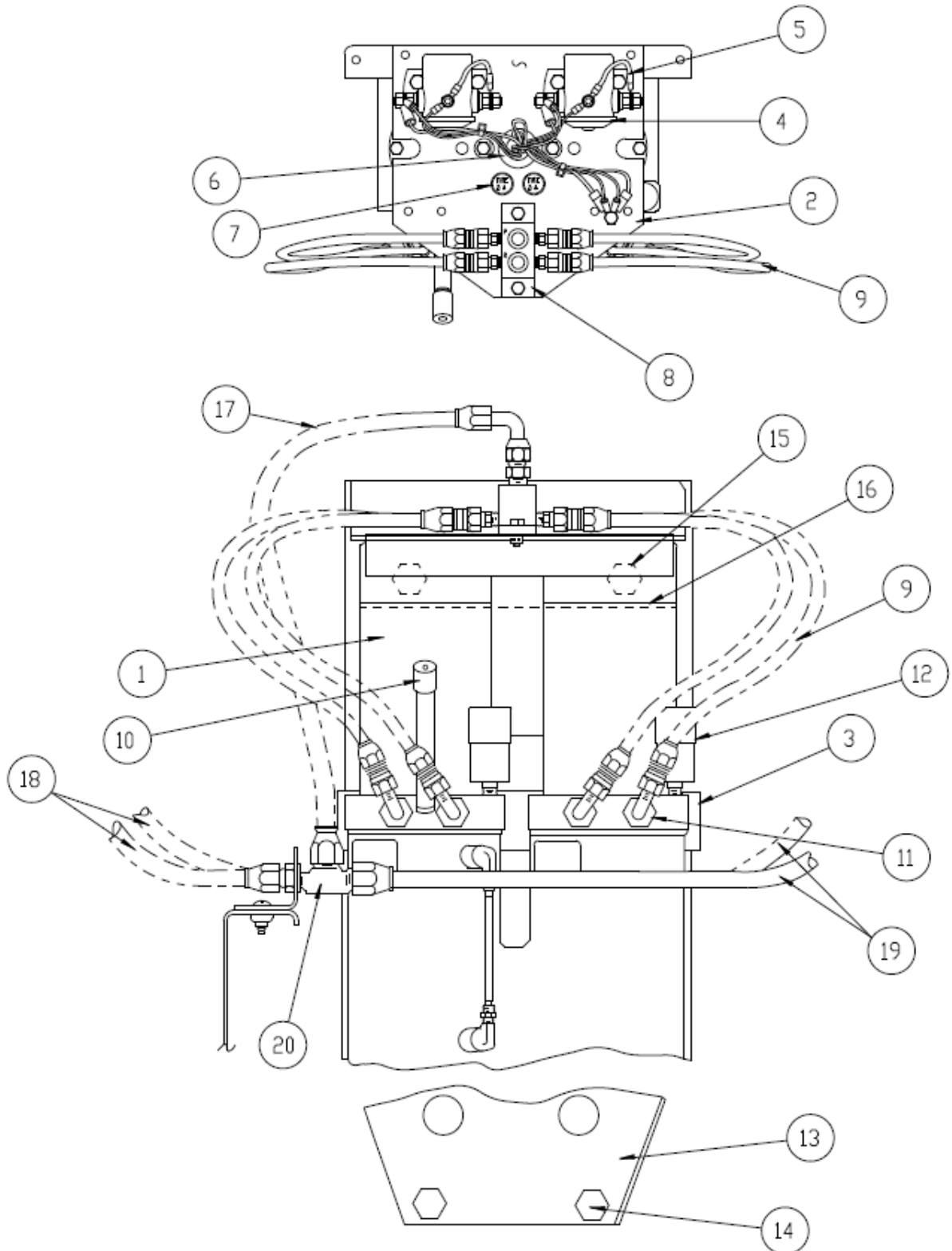
ITEM	QTY	PART NO.	PART DESCRIPTION
-	1	1011365	ASSEMBLY, BRACKET, PUMP MOUNT
1	1	1011364	UPPER BRACKET, HYDRAULIC PUMP
2	1	1011405	MANIFOLD, HYDRAULIC
3	2	1011798	ASSEMBLY, CAPACITOR
4	2	3225T5	CLAMP, LOOP, CUSHIONED
5	2	3A10000-002	ASSEMBLY, SOLENOID DIODE
6	1	6A09000-128	ASSEMBLY, FUSE HOLDER, RIGHT
7	1	6A09000-129	ASSEMBLY, FUSE HOLDER, LEFT
8	3	AN3-5A	BOLT, 10-32, 0.25 GRIP, UNDRILLED, STEEL
9	4	AN4-5A	BOLT, 1/4-28, 0.1875 GRIP, UNDRILLED, STEEL
10	2	AN816-4D	NIPPLE, FLARED TUBE AND PIPE THREAD
11	2	AN816-5-4D	NIPPLE, FLARED TUBE AND PIPE THREAD
12	2	AN911-1D	NIPPLE
13	2	AN917-1D	TEE, PIPE
14	2	GPP1250-40	PRESSURE SWITCH
15	1	MS20822-5-4D	FITTING 90 DEGREE
16	3	MS21044N3	NUT, LOCKING, REGULAR HEIGHT, 10-32 UNF
17	4	MS21044N4	NUT, LOCKING, REGULAR HEIGHT, 1/4-28 UNF
18	4	MS25036-103	RING TERMINAL, #10 STUD, 22-16 AWG, RED
19	2	MS25036-104	RING TERMINAL, 5/16 STUD, 22-16 AWG, RED
20	1	MS35489-17	GROMMET, RUBBER
21	6	NAS1149F0332P	WASHER, 0.203 ID, 0.032 THK, STEEL
22	2	NAS1149F0363P	WASHER, 0.203 ID, 0.063 THK, STEEL
23	2	NAS1149F0432P	WASHER, 0.265 ID, 0.032 THK, STEEL
24	6	NAS1149F0463P	WASHER, 0.265 ID, 0.063 THK, STEEL
25	4	NAS1149F0532P	WASHER, 0.328 ID, 0.032 THK, STEEL
26	2	P52-0035-1	STARTER, 24V

HYDRAULIC POWER PACK ASSEMBLY POST SERVICE LETTER 208



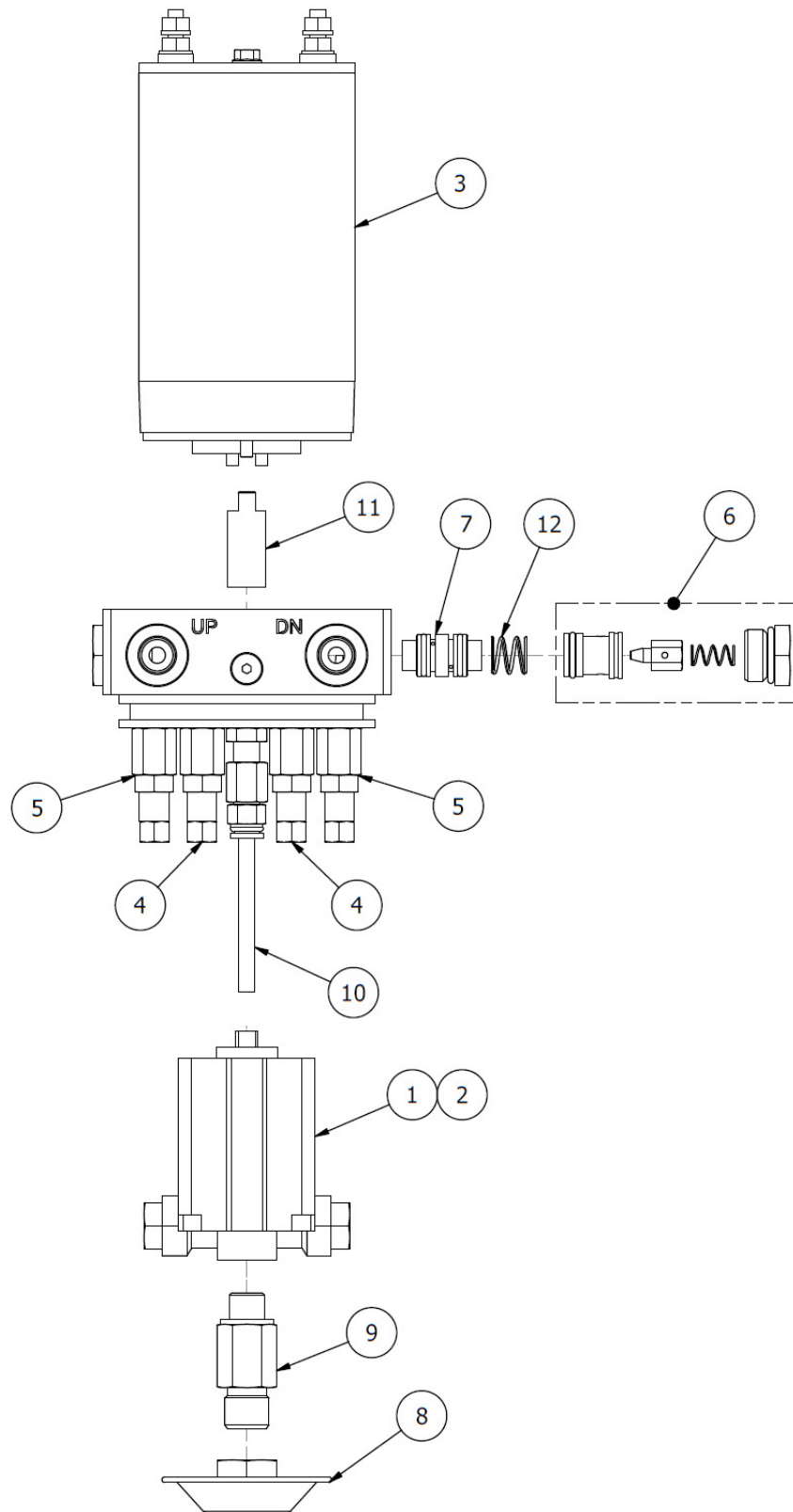
ITEM	QTY	PART NO.	PART DESCRIPTION
-	1	1011370	ASSEMBLY, HYDRAULIC POWER PACK
1	1	13A09000-132	ASSEMBLY, PUMP MOUNT
2	1	13A09341-003	SPACER, PUMP MOUNT
3	2	4061T199	SQUARE PROFILE, O-RING, 3.5" I.D., .094 THK
4	2	1011361-03	ASSEMBLY, HOSE, PUMP TO MANIFOLD
5	1	1011361-04	ASSEMBLY, HOSE, MANIFOLD TO RESERVIOR
6	1	1011365	ASSEMBLY, BRACKET, PUMP MOUNT
7	1	1011367	ANGLE, PUMP MOUNT, LOWER
8	1	1011368	ASSEMBLY, HYDRAULIC PUMP RESERVOIR
8.1	1	1192K16	LIQUID LEVEL INDICATOR, 3"
8.2	1	6A3-2199	PLACARD, OIL LEVEL
8.3	1	8631T24	BREATHER VENT
8.4	1	AN816-5-4D	NIPPLE, FLATED TUBE AND PIPE THREAD
8.5	2	MS21044N8	NUT, LOCKING, REGULAR HEIGHT, 1/2-20 UNF
8.6	2	NAS1149D0832J	WASHER, 0.515 ID, 0.032 THK, ALUMINUM
8.7	8	NAS1473A08	NUT PLATE, SEALED
9	4	AN4-5A	BOLT, 1/4-28, 0.1875 GRIP, UNDRILLED, STEEL
10	2	AN6-15A	BOLT, 3/8-24, 1.0625 GRIP, UNDRILLED, STEEL
11	2	AN6-44A	BOLT, 3/8-24, 3.9375 GRIP, UNDRILLED, STEEL
12	4	AN919-3D	FITTING, REDUCER
13	2	AN929-4	CAP
14	4	MS16997-96	SOCKET HEAD CAP SCREW
15	4	MS25036-112	RING TERMINAL, #10 STUD, 10-12 AWG
16	2	MS25036-113	RING TERMINAL, 5/16 STUD, 10-12 AWG
17	4	MS25036-157	RING TERMINAL, 1/4" STUD, 10-12 AWG
18	4	MS28775-013	O-RING
19	8	MS35206-252	SCREW, MACHINE, PAN HEAD
20	4	MS35338-46	WASHER, SPLIT
21	4	NAS1149F0432P	WASHER, 0.235 ID, 0.032 THK, STEEL
22	4	NAS1149F0463P	WASHER, 0.265 ID, 0.063 THK, STEEL
23	4	NAS1149F0663P	WASHER, 0.39 ID, 0.063 THK, STEEL
24	8	NAS1149FN832P	WASHER, 0.174 ID, 0.032 THK, STEEL
25	2	YBZS- D0.63W2T100K/ UVZOT2	HYDRAULIC POWER PACK, 24VDC

HYDRAULIC POWER PACK ASSEMBLY PRE SERVICE LETTER 208



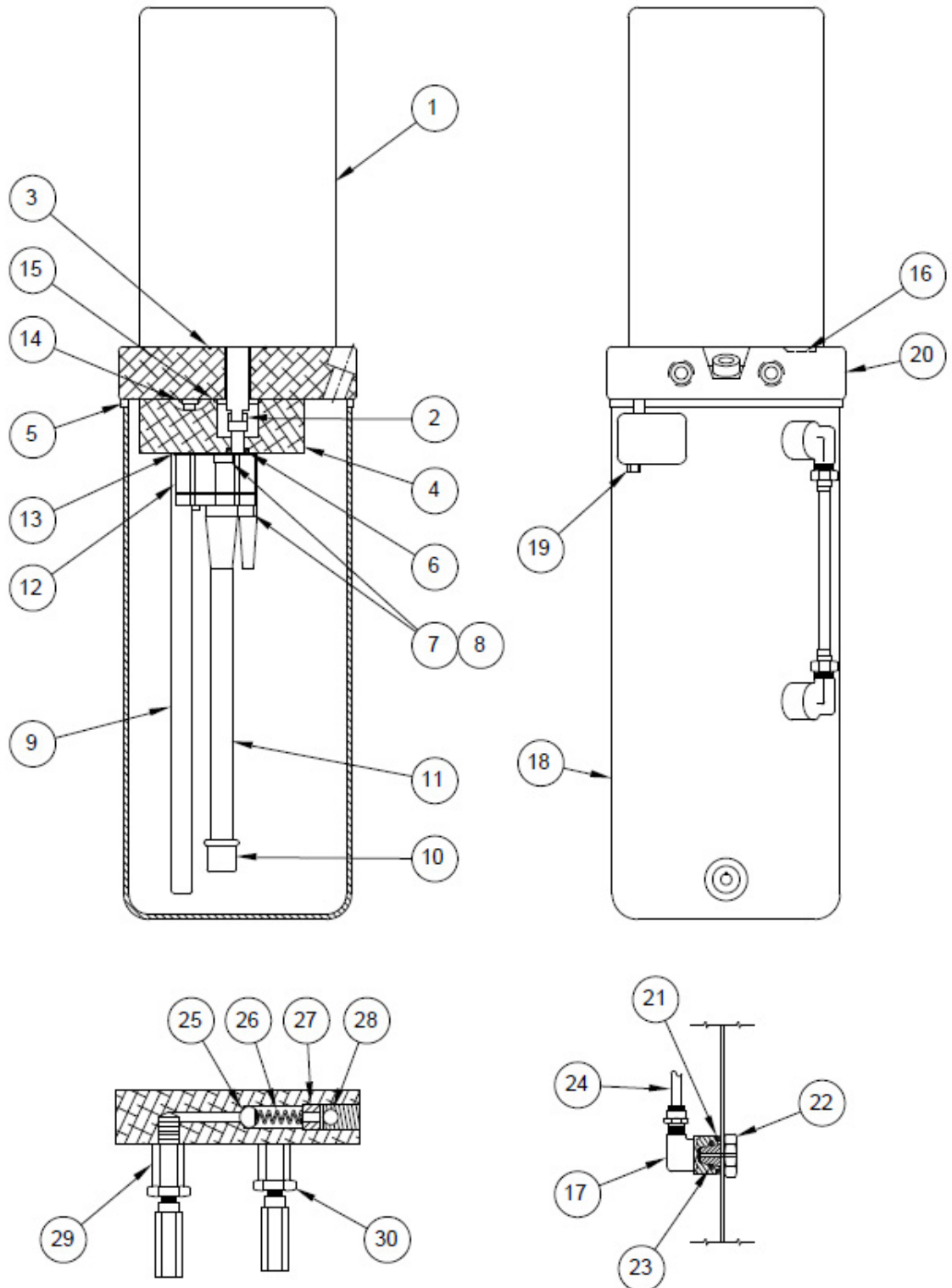
ITEM	QTY	PART NO.	PART DESCRIPTION
1	1	13A09000-130	ASSY-HYD. PUMP
	2	636603A	PUMP ASSY (SEE DETAIL)
2	1	6A09000-030	ASSY-TOP BRACKET (INCLUDES ITEMS 6, 7, & 8)
3	1	13A09348-012	ANGLE-PUMP MOUNT
	4	3/8-16 X 5/8	CAP SCREW-ATTACH
	4	3/8" LOCKWASHER	LOCK WASHER, 3/8"
4	2	S1580A1	SOLENOID
	4	AN4-5A	BOLT-ATTACH
	4	NAS1149D0463J	WASHER
	4	MS21044N4	NUT, LOCKING, REGULAR HEIGHT, 1/4-28 UNF
5	2	3A10000-002	DIDODE-ASS'Y
6	1	MS35489-17	GROMMET
7	1	6A09000-128	FUSEHOLDER ASSY, RT
	1	6A09000-129	FUSEHOLDER ASSY, LT
8	1	6A09000-027	ASSY MANIFOLD
9	4	8A09000-048	ASSY HOSE
10	1	13A09398-002	FILLER PIPE
	1	6A09706-001	FILTER
11	4	AN833-4D	ELBOW
	4	AN924-4D	NUT
	4	MS28775-012	"O" RING
12	2	GPP1250-40	PRESSURE SWITCH
13	1	13A09000-132	ASSY PUMP MOUNT
14	2	AN6-15A	BOLT MOUNT ATTACH
15	2	AN6-44A	BOLT MOUNT ATTACH
16	1	13A09341-003	SPACER-SQUARE
17	1	13A09000-134	ASSY-HOSE
18	2	13A09000-136	ASSY-HOSE
19	2	13A09000-135	ASSY-HOSE
20	2	AN804-5D	TEE FITTING
	2	NAS1149D0863J	WASHER
	2	AN924-5D	NUT
	1	13A09150-084	BRACKET-ATTACH
	2	AN526-832R8	SCREW-ATTACH
	2	MS35333-38	WASHER LOCK
	2	MS2147L08	RIVNUT

HYDRAULIC PUMP OVERVIEW POST SERVICE LETTER 208



ITEM	QTY	PART NO.	PART DESCRIPTION
1	1	202-0003	BI-DIRECTIONAL PUMP, 0.64 ML/R
2	1	299-0008	SEAL KIT, BI-DIRECTIONAL GEAR PUMP
3	1	610-0017	DC MOTOR, 24V, .8 KW
4	2	631-0005	PRESSURE RELIEF VALVE
5	2	631-0006	THERMAL RELIEF VALVE
6	2	632-0004	ASSEMBLY, PILOT OPERATED CHECK VALVE
7	1	637-0024	SHUTTLE VALVE
8	1	682-0019	FILTER, PICKUP TUBE, HYDRAULIC PUMP
9	1	682-0055	SUCTION HEX TUBE
10	1	682-0056	RETURN TUBE
11	1	683-0011	COUPLING, MOTOR TO PUMP
12	2	685-0012	SPRING, SHUTTLE VALVE
13	1	687-0001	SEAL KIT, RESERVIOR O-RING, PILOT OPERATED RELIEF VALVE O-RING, THERMAL AND PRESSURE RELIEF VALVE O-RING (NOT SHOWN)

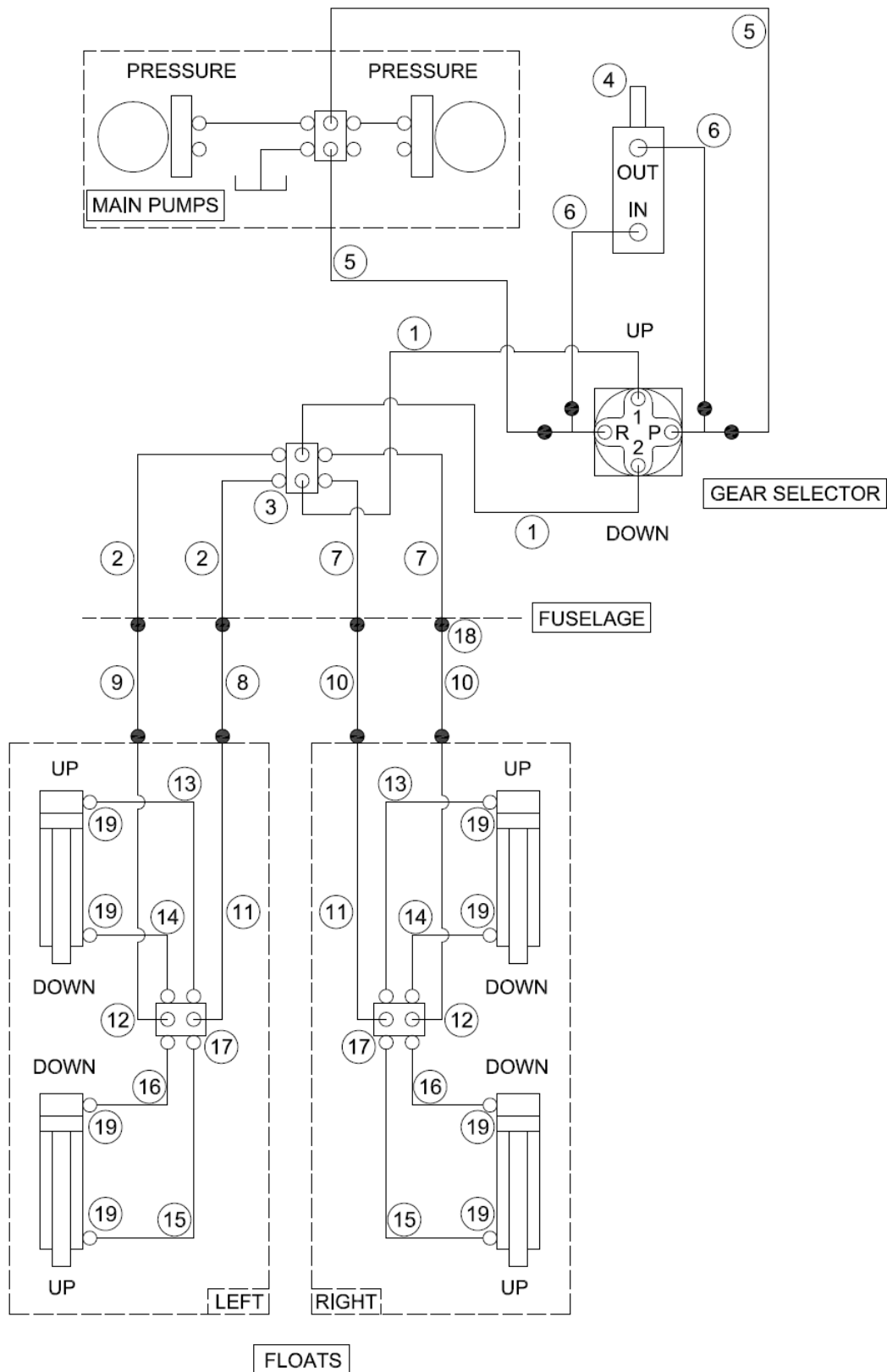
HYDRAULIC PUMP OVERVIEW PRE SERVICE LETTER 208



ITEM	QTY	PART NO.	PART DESCRIPTION
-	1	636603A	ASSEMBLY-MOTOR AND PUMP (24V)
1	1	MB56N1	MOTOR (24V)
	1	MB56C902-3 KIT	BRUSH AND BEARING SERVICE KIT
2	1	361730	COUPLING
3	1	409406	"O" RING
4	1	361726	SPACER
5	1	410958*	SEAL RESERVOIR
6	1	410512*	OIL SEAL
7	4	410410*	LOCK WASHER
8	4	406187*	SCREW
9	1	4A09392-001	PIPE NIPPLE (RETURN)
10	1	410521*	FILTER
11	1	4A09393-001	TUBE EXTENSION (PICK UP)
12	1	633383	PUMP
13	2	405387	"O" RING
14	2	401273*	"O" RING
15	1	404070	"O" RING
16	2	361615	SPACER (OLD STYLE)
17	2	410330	ELBOW
18	1	13A09000-131	ASSEMBLY RESERVOIR
19	2	406187*	SCREW
	2	409357*	WASHER
20	1	361473	ADAPTOR
21	1	361049	"O" RING
22	2	360824	SCREW SIGHT GAUGE
23	2	402266	"O" RING
24	1	361507	TUBE SIGHT GAUGE
25	1	490405*	STEEL BALL
26	1	410462*	SPRING
27	1	409211*	LOCK SCREW
28	1	409263	PIPE PLUG
29	1	704520*	ASSEMBLY VALVE PRESSURE RELIEF
30	1	704522*	ASSEMBLY VALVE THERMAL RELIEF

Reference Wipaire drawing 1011032 for alternate part numbers.

HYDRAULIC SCHEMATIC



ITEM	QTY	PART NO.	PART DESCRIPTION
1	2	1009777	ASSEMBLY, HOSE, CONTROL VALVE TO MANIFOLD
2	2	1009778	ASSEMBLY, HOSE, MANIFOLD TO LEFT FUSELAGE FITTING
3	1	6A09000-027	ASSEMBLY, MANIFOLD, FUSELAGE
	4	AN8164D	FITTING, NIPPLE, FLARED TUBE AND PIPE THREAD
	2	AN816-5-4D	FITTING, NIPPLE, FLARED TUBE AND PIPE THREAD
4	1	914-8D-27	EMERGENCY HAND PUMP
5	2	13A09000-135	ASSEMBLY, HOSE, PUMPS TO SELECTOR VALVE
6	2	13A09000-136	ASSEMBLY, HOSE, HAND PUMP TO SELECTOR VALVE
7	2	13A09000-139	ASSEMBLY, HOSE, MANIFOLD TO RIGHT FUSELAGE FITTING
8	1	13A09000-141	ASSEMBLY, HOSE, FUSELAGE FITTING TO DECK FITTING, LEFT FLOAT, UP
9	1	13A09000-142	ASSEMBLY, HOSE, FUSELAGE FITTING TO DECK FITTING, LEFT FLOAT, DN
10	2	13A09000-143	ASSEMBLY, HOSE, FUSELAGE FITTING TO DECK FITTING, RIGHT FLOAT, UP/DN
11	2	13A09000-144	ASSEMBLY, HOSE, FLOAT DECK TO FLOAT MANIFOLD, UP
12	2	13A09000-145	ASSEMBLY, HOSE, FLOAT DECK TO FLOAT MANIFOLD, DN
13	2	13A09000-146	ASSEMBLY, HOSE, FLOAT MANIFOLD TO NOSE CYLINDER, UP
14	2	13A09000-147	ASSEMBLY, HOSE, FLOAT MANIFOLD TO NOSE CYLINDER, DN
15	2	13A09000-148	ASSEMBLY, HOSE, FLOAT MANIFOLD TO MAIN CYLINDER, UP
16	2	13A09000-149	ASSEMBLY, HOSE, FLOAT MANIFOLD TO MAIN CYLINDER, DN
17	2	13A09000-162	ASSEMBLY, MANIFOLD, LEFT AND RIGHT FLOAT
	4	AN8164D	FITTING, NIPPLE, FLARED TUBE AND PIPE THREAD
	2	AN816-4-4D	FITTING, NIPPLE, FLARED TUBE AND PIPE THREAD
18	4	AN833-4D	FITTING, ELBOW, FLARED TUBE, FUSELAGE
19	8	MS20822-4D	FITTING, 90 DEGREE ELBOW, FLARED TUBE AND PIPE THREAD

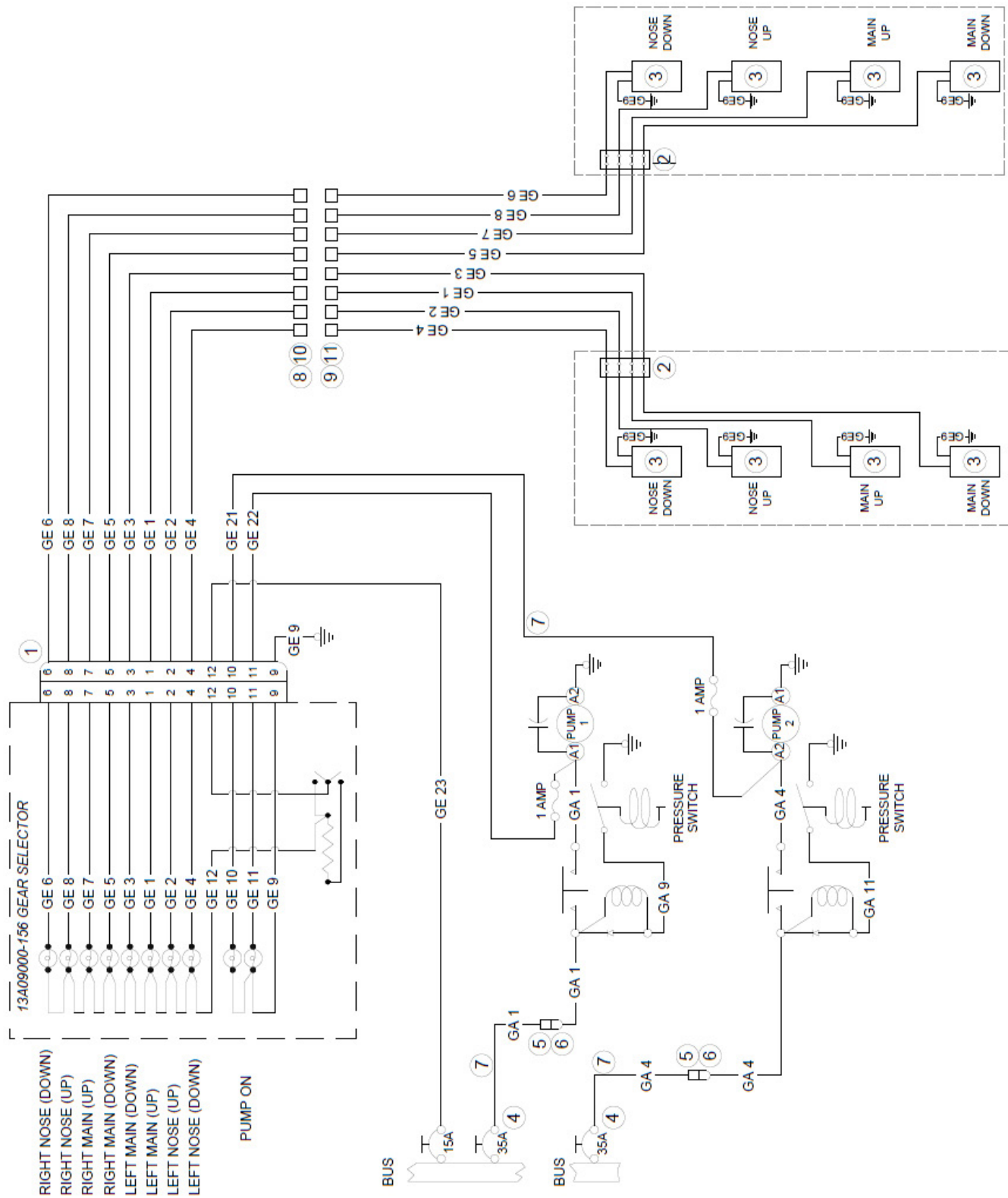
SECTION 11

ELECTRICAL

CONTENTS

ELECTRICAL SCHEMATIC POST SERVICE LETTER 208.....	176
ELECTRICAL SCHEMATIC PRE SERVICE LETTER 208	178
GEAR CONTROL ASSEMBLY.....	180

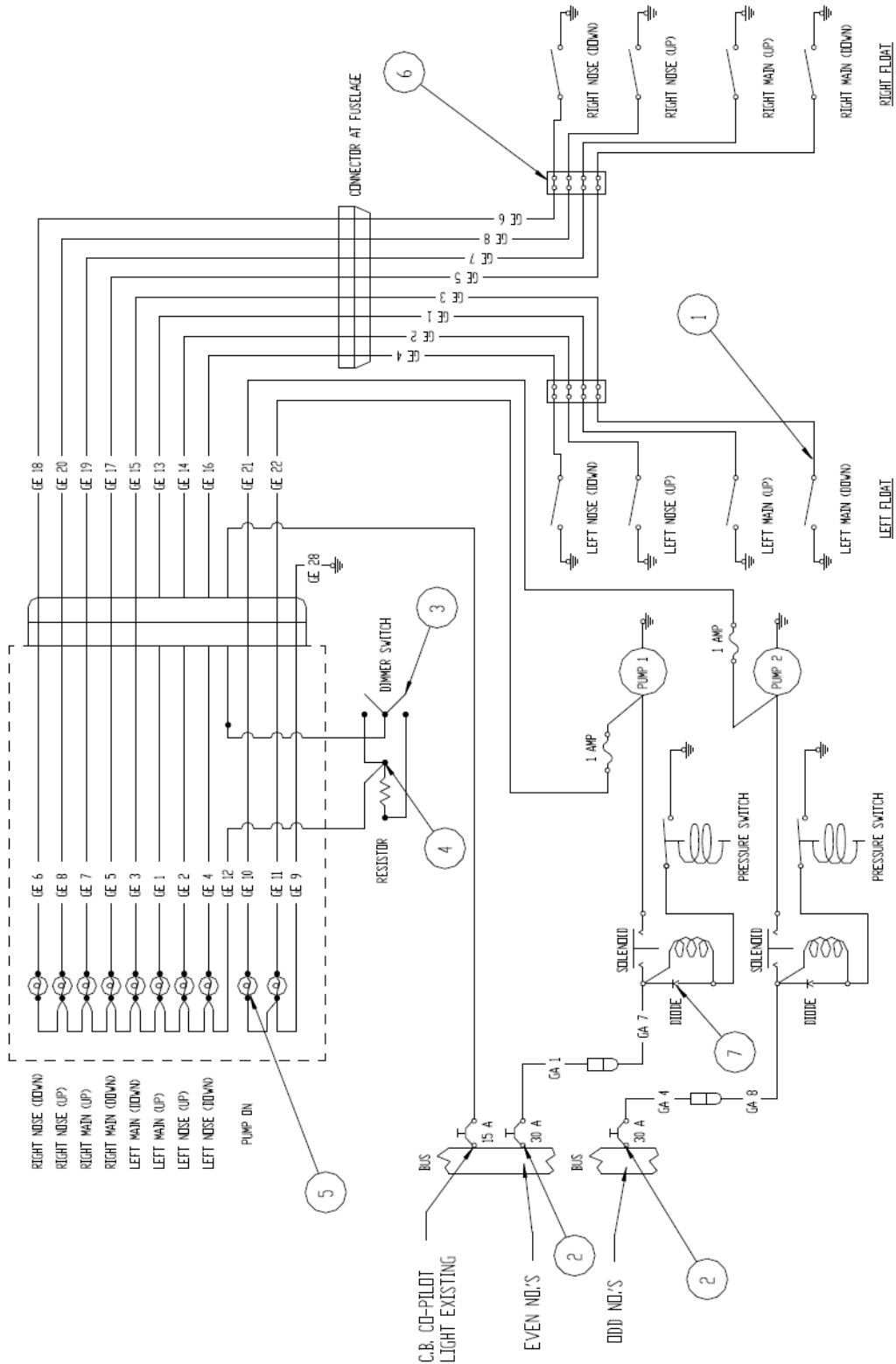
ELECTRICAL SCHEMATIC POST SERVICE LETTER 208



PARTS MANUAL
 13000 FLOATS ON DEHAVILLAND DHC-6 TWIN OTTER

ITEM	QTY	PART NO.	PART DESCRIPTION
1	1	4A11000-012	ASSEMBLY, WIRE HARNESS
2	2	4-140	TERMINAL BLOCK, 4 POSITION
3	8	5801	GEAR POSITION SWITCH, PROXIMITY, MAGNETIC
4	2	7271-8-35	CIRCUIT BREAKER, 35A
5	2	73F-250-32-NL	CONNECTOR, FEMALE, 10-12 AWG
6	2	73M-250-32-NL	CONNECTOR, MALE, 10-12 AWG
7	1	13A 11000-039	ASSEMBLY, WIRE HARNESS
8	8	S1635-1	PIN
9	8	S1636-1	SOCKET
10	8	S1637-1	HOUSING
11	8	S1637-2	HOUSING

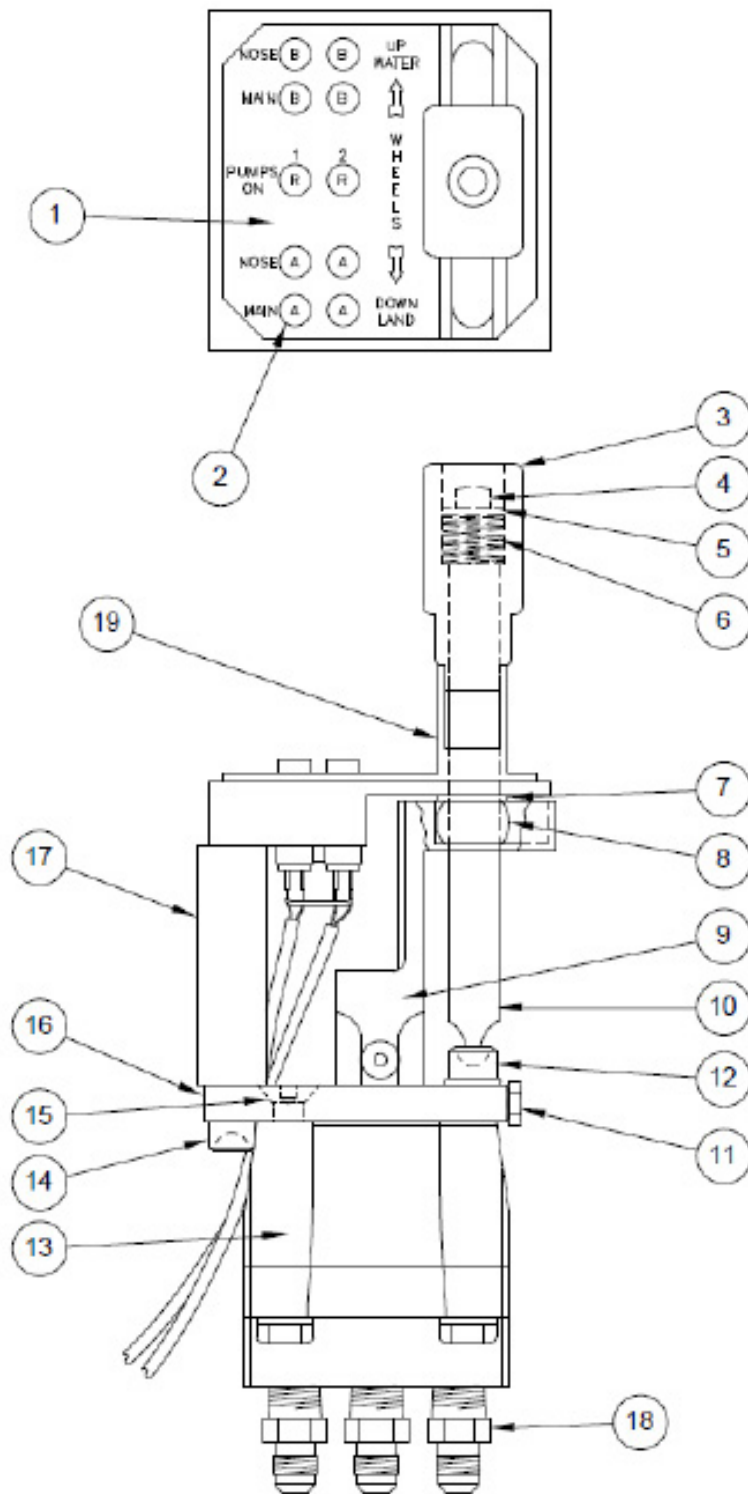
ELECTRICAL SCHEMATIC PRE SERVICE LETTER 208



PARTS MANUAL
 13000 FLOATS ON DEHAVILLAND DHC-6 TWIN OTTER

ITEM	QTY	PART NO.	PART DESCRIPTION
1	8	5801	PROXIMITY SWITCH
2	2	S1232-530	CIRCUIT BREAKER
3	1	A101SYCB	SWITCH DIMMER
4	1	RH-5-180	RESISTOR
5	4	507-3918-1434-600F	LIGHT BULB-BLUE 24V
	4	507-3918-1432-600F	LIGHT BULB-GREEN 24V
	2	507-3918-1431-600F	LIGHT BULB-RED 24V
6	2	4-140	TERMINAL BLOCK
7	2	3A10000-002	DIODE ASSY

GEAR CONTROL ASSEMBLY



PARTS MANUAL
13000 FLOATS ON DEHAVILLAND DHC-6 TWIN OTTER

ITEM	QTY	PART NO.	PART DESCRIPTION
-	1	13A09000-156	HYD, CONTROL VALVE ASSEMBLY
1	1	5A3-694	PLACARD
2	2	507-3918-1431-600F	LIGHT BULB-RED 28V
	4	507-3918-1434-600F	LIGHT BULB-BLUE 28V
	4	507-3918-1432-600F	LIGHT BULB-GREEN 28V
	10	515-0012	SOCKET
	3	AN526-832R8	SCREW
3	1	6A11603-002	KNOB
4	1	MS16996-10	SCREW
5	1	6A11274-002	WASHER
6	1	6A09713-001	SPRING
7	2	NAS1149D0616J	WASHER
8	1	6A11704-001	ROLLER
9	1	6A11032-002	LINK
10	1	6A11506-001	SHAFT
11	1	6A11072-010	BOLT
	1	MS35333-39	WASHER
12	2	MS16997-80	CAP SCREW-SOCKET HD.
	2	NAS1149F0563P	WASHER, 0.328 ID, 0.063 THK, STEEL
13	1	6A09000-080	VALVE
	1	KD70119	SEAL KIT
14	2	MS16997-88	CAP SCREW
15	2	MS24667-40	SCREW-FLAT HEAD
16	1	6A11190-001	PLATE, GEAR SELECTOR MOUNT
17	2	6A11278-001	SPACER
18	4	AN816-5-4D	NIPPLE
19	1	8A11199-006	BLOCK-HOUSING