



WIPLINE FLOATS | MODIFICATIONS | AIRCRAFT SALES
AVIONICS | INTERIORS | MAINTENANCE | PAINT



**PARTS MANUAL
FOR
WIPLINE MODEL 8000 FLOATS
ON CESSNA 208**

Revision Y

Wipaire | Fire Boss | Lake & Air
1700 Henry Ave – Fleming Field (KSGS), South St. Paul, MN 55075
651.451.1205 info@wipaire.com wipaire.com

THIS PAGE INTENTIONALLY LEFT BLANK

LOG OF REVISIONS

Revision	Pages Affected	Description	Date
A-T	All	For previous revision changes, reference Parts Manual for 8000 Floats on Cessna 208 Revision T part number 1002178.	1/26/2023
U	60, 86	Added items 23 and 24 to Oleo Shock Strut Assembly (T-Seals Installed) section. Added 1012383 Sleeve, Spring to Water Rudder Steering System section.	8/4/2023
V	26-27, 65, 68, 123-124	Updated Bottom and Side Skins image. Removed obsoleted parts 1002114, 3A01503-001, 6A01156-058, and 6A01156-059. Changed Cap - Fitting, Aft, Slide Tube 8A05159-001 to 8A05195-001 in Main Gear Slide Tube Assembly sections. Added Section 12 Canoe Paddle image and parts list.	12/14/2023
W	51-54, 69-75, 121	Added new sections to Landing Gear chapter. Replaced Cleveland/Parker wheel with updated Main Gear Wheel Assembly image and parts list and added tables for Wheel Assembly Without Brake And Tire section. Changed O-Ring MS28755-219 to MS28775-219 in Main Gear Slide Tube Assembly (O-Rings Installed) section. Removed Nose Gear Lower End Assembly section and replaced with Nose Gear Wheel Assembly, Single-Piece Fork section. Added Nose Fork With Pin Assembly section. Added Nose Gear Wheel Assembly, Three-Piece Fork section for reference as it is discontinued. Updated image and parts list for Nose Wheel Assembly Without Tire section. Corrected bulb part numbers in gear control indicator assemblies.	9/8/2025
Y	32, 37-40, 68, 83	Added Screw 8 X 3/4 in Top Deck section. Renamed Section 6. Updated image and parts list in Pumpout Cup and Tube section. Added Float Hand Pump section. Changed O-Ring MS28775-314 to M83461/1-314. Changed O-Ring MS28775-316 to M83461/1-316.	4/10/2026

View most current version of parts manual at www.wipaire.com.

THIS PAGE INTENTIONALLY LEFT BLANK

TABLE OF CONTENTS

FLOAT PART SALES DEPARTMENT OPERATIONS	6
INTRODUCTION	7
SECTION 1 HULL BULKHEAD ASSEMBLIES.....	9
SECTION 2 WHEEL WELL ASSEMBLY	21
SECTION 3 SKINS	25
SECTION 4 TOP DECK ASSEMBLY.....	29
SECTION 5 EXTRUSIONS	33
SECTION 6 PUMPOUT CUP AND TUBE & FLOAT HAND PUMP	37
SECTION 7 STRUTS, SPREADER BARS, AND STEPS	41
SECTION 8 LANDING GEAR.....	51
SECTION 9 WATER RUDDER, STEERING, AND RETRACT CABLES	85
SECTION 10 HYDRAULIC SYSTEM	101
SECTION 11 ELECTRICAL.....	119
SECTION 12 CANOE PADDLE	127

FLOAT PART SALES DEPARTMENT OPERATIONS

Parts Sales:

Wipaire, Inc.

1700 Henry Avenue – Fleming Field

South St. Paul, MN 55075

Telephone: (651) 306-0459

Fax: (651)-306-0666

Website: www.wipaire.com

Email: customerservice@wipaire.com

Note: Any information not found in this manual for strut package parts and other installation items refer to the installation drawing package provided with the STC at the time of float installation. Additional drawing copies are available for purchase through the Wipaire Customer Service Department.

Parts Ordering

Purchase orders should include:

1. Purchase order number
2. Name of person placing order
3. Invoicing information:
 - a. Customer name - company or individual
 - b. Address
 - c. Phone and fax number
4. Shipping information:
 - a. Address (if different from invoice address)
 - b. Method of shipment/preferred carrier
5. Aircraft model, float model, and serial numbers
6. Wipaire part number; name; type, e.g. left or right; quantity
7. Payment method: VISA, MasterCard, C.O.D. (Collect on Delivery) (U.S. customers only), pre-payment by check or wire transfer, open account (see Credit Policy)

INTRODUCTION

All references in this manual to LEFT and RIGHT are from the perspective of the pilot's seat with the floats fully installed and ready for floatplane operation.

The following is a list of abbreviations that may appear in the description nomenclature fields of this manual:

AB	Afterbody	Inbd.	Inboard
Amphib.	Amphibious	Lg.	Large
AR	As Required	Lt.	Left
Assy.	Assembly	Lwr.	Lower
Brkt.	Bracket	Opt.	Optional
Btm.	Bottom	Otbd.	Outboard
Bulk.	Bulkhead	Reinf.	Reinforcement
Ctr.	Center	Rr.	Rear
Cyl.	Cylinder	Rt.	Right
Ft.	Front	Sm.	Small
Ftg.	Fitting	SN	Serial Number
Fus.	Fuselage	Spr.	Spreader
Fwd	Forward	Upr.	Upper
Horiz.	Horizontal	Vert.	Vertical
Hyd.	Hydraulic	W.W.	Wheel Well

USING THIS PARTS MANUAL

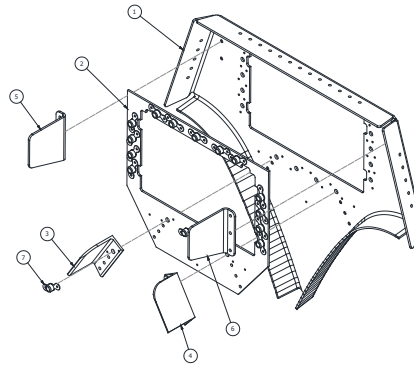
COVERAGE

Parts information is provided in this manual for the hulls and all "deck down" parts. For information on strut package parts and other aircraft installation items, refer to the installation drawing package provided with the STC at the time of float installation. Additional drawing copies are available for purchase through Wipaire Customer Service Department.

Name of main part in the section. Example: This part is showing the components made up in Bulkhead #1.

BULKHEAD #1

Main part image. If the image has numbers associated with it, then those numbers are item numbers shown in the table below.



Items with a (-) instead of a number represent the main part as an assembly. Other parts represent the parts included in the assembly.

ITEM	QTY	PART NO.	PART DESCRIPTION
-	1	1008815	ASSEMBLY BULKHEAD #1, 10000
1	1	1008797	PANEL, BULKHEAD #1
2	1	13A01156-085	DOUBLER #1 BULKHEAD
3	1	13A01357-049	CLEAT, SISTER KEEL ATTACH #1 BULKHEAD
4	1	13A01357-050	CLEAT, SISTER KEEL ATTACH #1 BULKHEAD
5	1	6A01156-054	ANGLE – TOP RAIL
6	1	6A01156-055	ANGLE – TOP RAIL
7	17	MS21047L4	NUT PLATE, SELF LOCKING

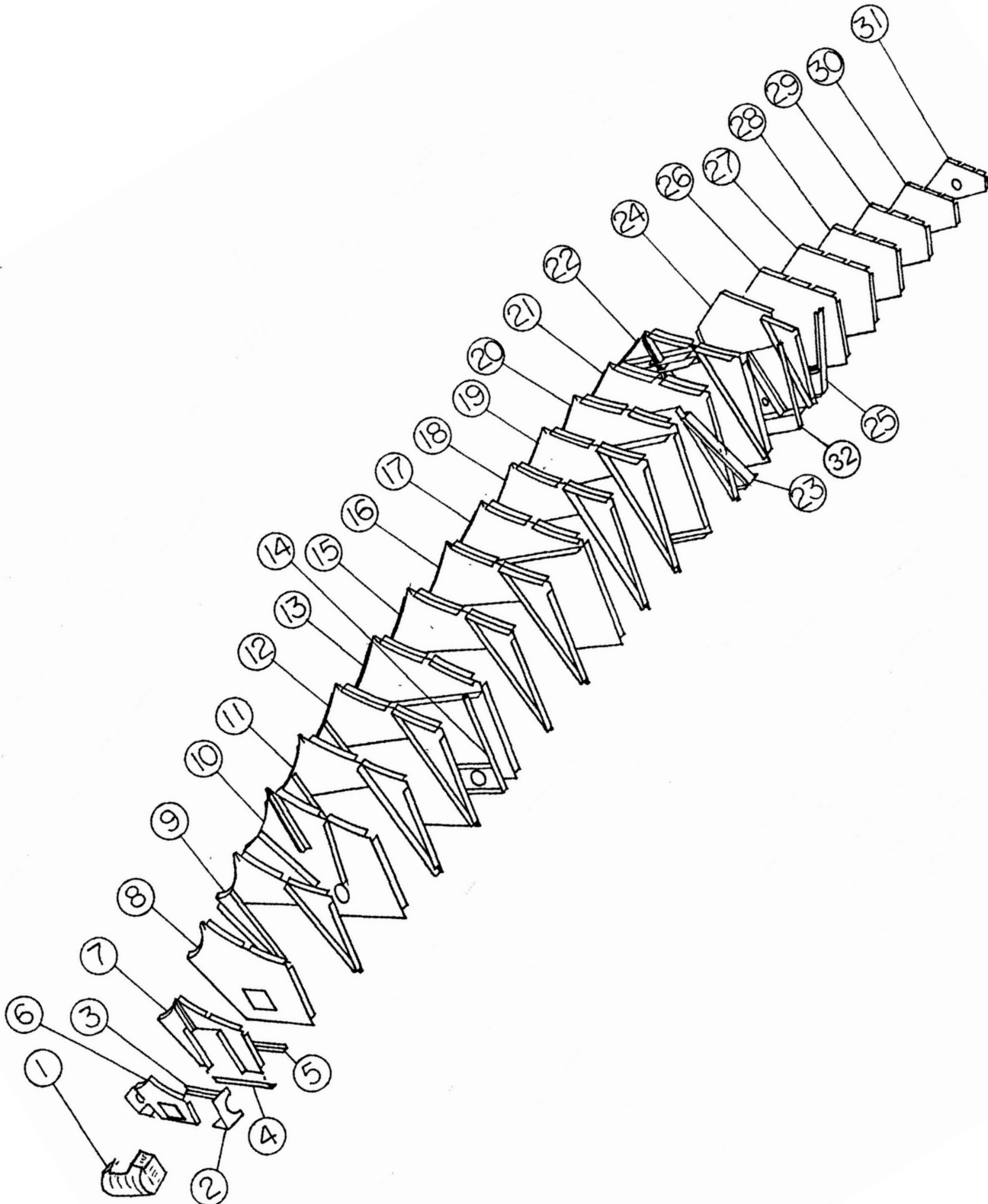
To order an individual part, order the part number associated with item number.

SECTION 1 HULL BULKHEAD ASSEMBLIES

CONTENTS

HULL ASSEMBLY - AMPHIBIAN	10
SKIN DOUBLERS, STIFFENERS, STRUCTURAL SUPPORT.....	18

HULL ASSEMBLY - AMPHIBIAN



ITEM	QTY	PART NO.	PART DESCRIPTION
1	1	8A01730-001	NOSE BUMPER
	1	8A01359-114	ANGLE-BUMPER ATTACH RT
	1	8A01359-115	ANGLE- BUMPER ATTACH LT
2	2	8A01156-027	GUSSET-NOSE BULKHEAD SIDE
	2	8A01156-028	GUSSET-NOSE BULKHEAD TOP
3	1	8A01339-037	ANGLE-TOP SKIN REINFORCEMENT-FWD
4	1	8A01361-013	ANGLE-TOP SKIN REINFORCEMENT-CENTER
5	1	8A01339-038	ANGLE-TOP SKIN REINFORCEMENT-AFT
	1	8A01156-104	SPACER, TOP DECK
6	1	8A01000-076	ASSEMBLY-NOSE BULKHEAD STATION #1
	1	8A01156-025	BULKHEAD
	2	6A01359-004	ANGLE
	12	MS21047L4	NUTPLATE
7	1	8A01000-077	ASSEMBLY-BULKHEAD STATION #2
	1	6A01158-006	BULKHEAD BOTTOM
	1	6A01359-007	ANGLE MAIN KEEL, LT
	1	6A01359-008	ANGLE MAIN KEEL, RT
	2	6A01359-009	ANGLE SISTER KEEL
	1	8A01005-092	BULKHEAD SIDE, RT
	1	8A01005-093	BULKHEAD SIDE, LT
8	1	8A01000-078	ASSEMBLY-BULKHEAD STATION #3
	1	6A01158-007	BULKHEAD BOTTOM
	1	8A01005-094	BULKHEAD TOP
	1	8A01359-056	ANGLE NOSE BOX, RT
	1	8A01359-057	ANGLE NOSE BOX, LT
	1	6A01359-010	ANGLE MAIN KEEL, RT
	1	6A01359-011	ANGLE MAIN KEEL, LT
	1	6A01359-012	ANGLE SISTER KEEL
	1	6A01359-013	ANGLE SISTER KEEL
9	1	8A01000-079	ASSEMBLY-BULKHEAD STATION #4
	1	6A01158-008	BULKHEAD BOTTOM
	1	8A01005-095	BULKHEAD SIDE, LT
	1	8A01005-096	BULKHEAD SIDE, RT
	1	6A01359-035	ANGLE MAIN KEEL, LT
	1	6A01359-036	ANGLE MAIN KEEL, RT
	2	6A01359-001	ANGLE SISTER KEEL
10	1	8A01000-080	ASSEMBLY-BULKHEAD STATION #5
	1	6A01158-009	BULKHEAD BOTTOM
	1	8A01005-097	BULKHEAD TOP
	1	6A01359-018	ANGLE MAIN KEEL, RT
	1	6A01359-019	ANGLE MAIN KEEL, LT

ITEM	QTY	PART NO.	PART DESCRIPTION
	1	6A01359-020	ANGLE SISTER KEEL
	1	6A01359-021	ANGLE SISTER KEEL
11	1	8A01000-081	ASSEMBLY-BULKHEAD STATION #6
	1	6A01158-010	BULKHEAD BOTTOM
	1	8A01005-098	BULKHEAD SIDE
	1	8A01005-099	BULKHEAD SIDE
	1	6A01359-002	ANGLE MAIN KEEL
	1	6A01359-003	ANGLE MAIN KEEL
	2	6A01359-001	ANGLE SISTER KEEL
12	1	8A01000-082	ASSEMBLY-BULKHEAD STATION #7
	1	6A01158-011	BULKHEAD BOTTOM #7, FWD
	1	6A01158-012	BULKHEAD BOTTOM #7, AFT
	1	8A01005-100	BULKHEAD SIDE, RT
	1	8A01005-101	BULKHEAD SIDE, LT
	1	6A01359-002	ANGLE MAIN KEEL
	1	6A01359-003	ANGLE MAIN KEEL
	2	6A01359-001	ANGLE SISTER KEEL
13	1	8A01000-083	ASSEMBLY-BULKHEAD STATION #8 LT.
	1	8A01000-180	ASSEMBLY-BULKHEAD STATION #8 RT.
	1	6A01158-014	BULKHEAD BOTTOM #8, AFT
	1	6A01158-013	BULKHEAD BOTTOM #8-1, FWD
	1	8A01005-102	BULKHEAD TOP
	1	8A01359-060	ANGLE SISTER KEEL
	1	8A01359-061	ANGLE SISTER KEEL
	1	8A01359-058	ANGLE MAIN KEEL, RT
	1	8A01359-059	ANGLE MAIN KEEL, LT
	1	8A01357-009	ANGLE PANEL, LT
	1	8A01357-010	ANGLE PANEL, RT
	2	8A01352-012	ANGLE BAGGAGE FLOOR
	1	8A01012-001	PANEL LEFT
	1	8A01012-002	PANEL RIGHT
14	1	8A01000-084	ASSEMBLY-FT. SPREADER BAR PANEL-RT.
	1	8A01012-004	PANEL
	1	8A01357-011	PANEL ARM
	1	8A01357-012	PANEL ARM
	1	8A01000-085	ASSEMBLY-FT. SPREADER BAR PANEL-LT.
	1	8A01012-003	PANEL
	1	8A01357-012	PANEL ARM
	1	8A01357-011	PANEL ARM
15	1	8A01000-086	ASSEMBLY-BULKHEAD STATION #9
	1	8A01158-131	BULKHEAD BOTTOM #9

PARTS MANUAL
8000 FLOATS ON CESSNA 208

ITEM	QTY	PART NO.	PART DESCRIPTION
	1	8A01158-130	BULKHEAD BOTTOM #9-1
	1	8A01005-103	BULKHEAD SIDE
	1	8A01005-104	BULKHEAD SIDE
	1	6A01359-002	ANGLE MAIN KEEL
	1	6A01359-003	ANGLE MAIN KEEL
	2	6A01359-001	ANGLE SISTER KEEL
16	1	8A01000-087	ASSEMBLY-BULKHEAD STATION #10
	2	6A01158-017	BULKHEAD BOTTOM
	1	8A01005-105	BULKHEAD SIDE, LT
	1	8A01005-106	BULKHEAD SIDE, RT
	1	6A01359-002	ANGLE MAIN KEEL
	1	6A01359-003	ANGLE MAIN KEEL
	2	6A01359-001	ANGLE SISTER KEEL
17	1	8A01000-088	ASSEMBLY-BULKHEAD STATION #11
	2	8A01158-128	BULKHEAD BOTTOM
	1	8A01005-107	BULKHEAD TOP
	2	6A01359-004	ANGLE TOP RAIL
	2	8A01352-013	ANGLE BAGGAGE FLOOR
	1	6A01359-024	ANGLE MAIN KEEL, RT
	1	6A01359-025	ANGLE MAIN KEEL, LT
	1	8A01359-062	ANGLE SISTER KEEL
	1	8A01359-063	ANGLE SISTER KEEL
18	1	8A01000-089	ASSEMBLY-BULKHEAD STATION #12
	2	8A01158-128	BULKHEAD BOTTOM
	1	8A01005-108	BULKHEAD SIDE, RT
	1	8A01005-109	BULKHEAD SIDE, LT
	1	8A01359-064	ANGLE MAIN KEEL
	1	8A01359-065	ANGLE MAIN KEEL
	2	6A01359-001	ANGLE SISTER KEEL
19	1	8A01000-089	ASSEMBLY-BULKHEAD STATION #13
	2	8A01158-128	BULKHEAD BOTTOM
	1	8A01005-108	BULKHEAD SIDE, RT
	1	8A01005-109	BULKHEAD SIDE, LT
	1	8A01359-064	ANGLE MAIN KEEL
	1	8A01359-065	ANGLE MAIN KEEL
	2	6A01359-001	ANGLE SISTER KEEL
20	1	8A01000-090	ASSEMBLY-BULKHEAD STATION #14
	2	8A01158-128	BULKHEAD BOTTOM
	1	8A01005-241	BULKHEAD TOP
	1	6A01359-024	ANGLE MAIN KEEL, RT
	1	6A01359-025	ANGLE MAIN KEEL, LT

ITEM	QTY	PART NO.	PART DESCRIPTION
	1	8A01359-062	ANGLE SISTER KEEL
	1	8A01359-063	ANGLE SISTER KEEL
	1	8A01359-090	ANGLE HORZ. UPPER
	1	8A01359-091	ANGLE HORZ. LOWER
	1	8A01348-004	ANGLE TUNNEL
	1	8A01008-060	COVER ACCESS
	2	6A01359-004	ANGLE TOP RAIL
21	1	8A01000-091	ASSEMBLY-BULKHEAD STATION #15
	2	8A01158-128	BULKHEAD BOTTOM
	1	8A01005-110	BULKHEAD SIDE, RT
	1	8A01005-111	BULKHEAD SIDE, LT
	1	8A01359-064	ANGLE MAIN KEEL
	1	8A01359-065	ANGLE MAIN KEEL
	1	8A01359-077	ANGLE CARRY THRU INBD.
	1	8A01359-078	ANGLE CARRY THRU INBD.
	1	8A01359-079	ANGLE CARRY THRU OTBD.
	1	8A01359-080	ANGLE CARRY THRU OTBD.
	1	8A01359-066	ANGLE HORZ.
22	1	8A01000-092	ASSEMBLY-BULKHEAD STATION #16
	2	8A01158-128	BULKHEAD BOTTOM
	1	8A01005-112	BULKHEAD TOP
	1	8A01357-014	ANGLE SISTER KEEL
	1	8A01357-015	ANGLE SISTER KEEL
	1	6A01359-024	ANGLE MAIN KEEL
	1	6A01359-025	ANGLE MAIN KEEL
	2	8A01357-013	ANGLE TRUNION HORZ.
	1	8A01359-067	ANGLE HORZ. UPPER
	1	8A01359-068	ANGLE HORZ. LOWER
	1	8A01008-096	ANGLE AFTERBODY ATTACH
	1	8A01008-097	ANGLE AFTERBODY ATTACH
	2	4A01008-107	DOUBLER BRAKE LINE
	2	8A04211-001	TRUNION
	2	8A01214-002	ANGLE BOTTOM FLANGE
	8	AN4-11A	BOLT
	16	NAS1149D0463J	WASHER
	8	MS21045-4	NUT
23 LT.	1	8A01000-105	ASSEMBLY-MIDDLE STRUT PANEL-LEFT
	1	8A01012-007	PANEL, STRUT, CENTER REAR, RT
	1	8A01012-010	PANEL, STRUT, REAR FRONT, RT
	1	8A01012-011	ARM PANEL, CENTER, LT
	1	8A01012-012	ARM PANEL

PARTS MANUAL
8000 FLOATS ON CESSNA 208

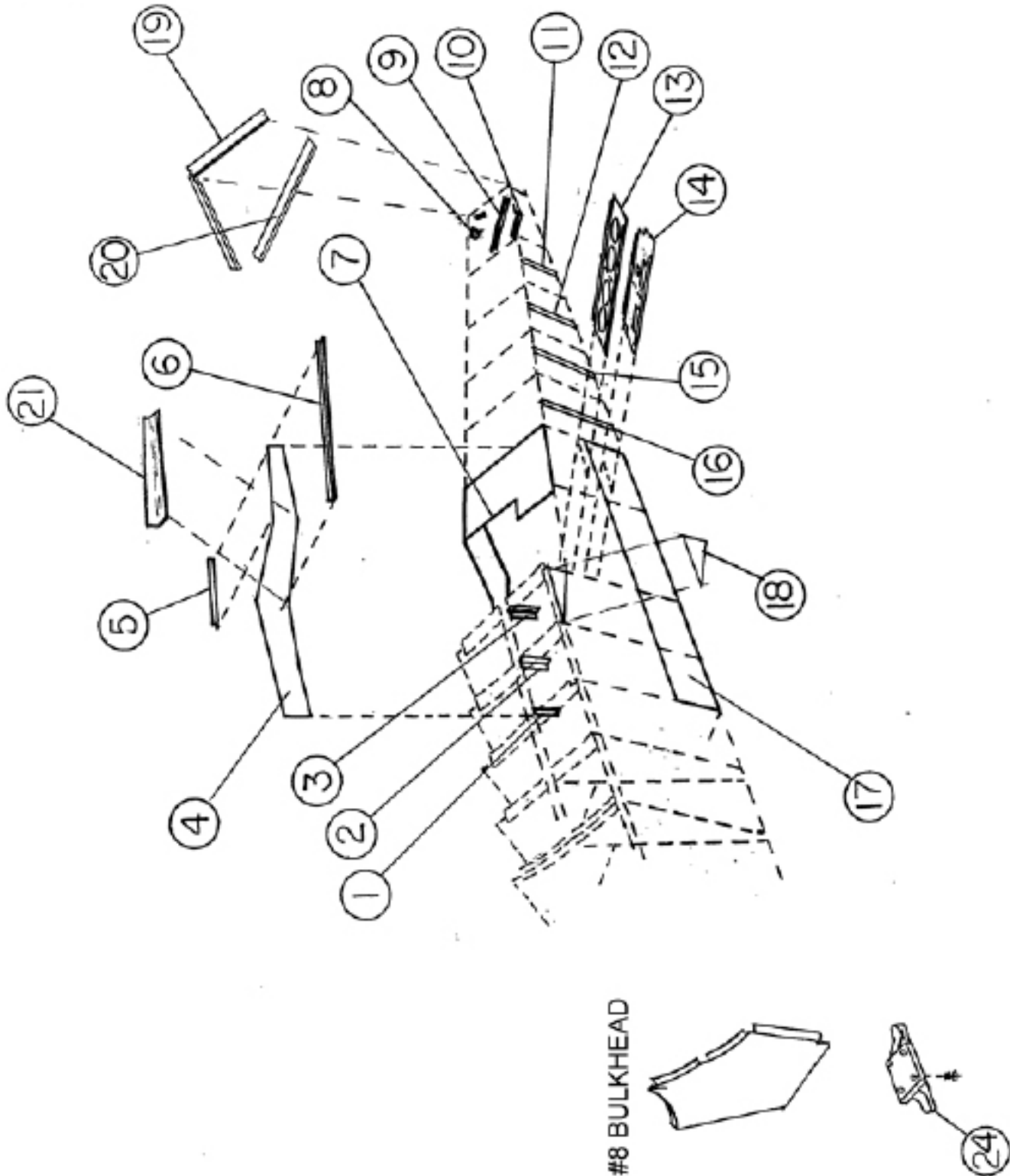
ITEM	QTY	PART NO.	PART DESCRIPTION
23 RT.	1	8A01000-104	ASSEMBLY-MIDDLE STRUT PANEL-RIGHT
	1	8A01012-008	PANEL, STRUT, CENTER FRONT, RT
	1	8A01012-009	PANEL, STRUT, REAR RT
	1	8A01012-011	ARM PANEL, CENTER LT
	1	8A01012-012	ARM PANEL
24 LT.	1	8A01000-093	ASSEMBLY-BULKHEAD STATION #17 LEFT
	1	8A01008-025	BULKHEAD TOP LEFT
	1	8A01002-041	PANEL LOWER
	1	8A01426-003	ANGLE SLIDE TUBE, LT
	1	8A01426-004	ANGLE SLIDE TUBE, RT
	1	8A01359-069	ANGLE CARRY THRU STRAP
	1	8A01359-070	ANGLE CARRT THRU STRAP
	1	8A01359-071	ANGLE HORZ.
	1	8A01359-072	ANGLE HORZ. WHEEL WELL, RT
	1	8A01359-073	ANGLE HORZ. WHEEL WELL, LT
	1	8A01361-023	ANGLE SISTER KEEL
	1	8A01361-024	ANGLE SISTER KEEL
24 RT.	1	8A01000-228	ASSEMBLY-BULKHEAD STATION #17 RIGHT
	1	8A01008-130	BULKHEAD TOP RIGHT
	1	8A01002-041	PANEL LOWER
	1	8A01426-003	ANGLE SLIDE TUBE, LT
	1	8A01426-004	ANGLE SLIDE TUBE, RT
	1	8A01359-069	ANGLE CARRY THRU STRAP
	1	8A01359-070	ANGLE CARRT THRU STRAP
	1	8A01359-071	ANGLE HORZ.
	1	8A01359-072	ANGLE HORZ. WHEEL WELL, RT
	1	8A01359-073	ANGLE HORZ. WHEEL WELL, LT
	1	8A01361-023	ANGLE SISTER KEEL
	1	8A01361-024	ANGLE SISTER KEEL
25 RT.	1	8A01000-106	ASSEMBLY-AFT.STRUT PANEL-RIGHT
	1	8A01012-007	PANEL
	1	8A01012-010	PANEL
	1	8A01012-013	ARM PANEL
	1	8A01012-014	ARM PANEL
25 LT.	1	8A01000-107	ASSEMBLY-AFT.STRUT PANEL-LEFT
	1	8A01012-008	PANEL
	1	8A01012-009	PANEL
	1	8A01012-013	ARM PANEL
	1	8A01012-014	ARM PANEL
26 RT.	1	8A01000-094	ASSEMBLY-BULKHEAD STATION #18 RIGHT
	1	8A01002-042	BULKHEAD BODY RIGHT

ITEM	QTY	PART NO.	PART DESCRIPTION
	6	6A01359-004	ANGLE ATTACH
26 LT.	1	8A01000-213	ASSEMBLY-BULKHEAD STATION #18 LEFT
	1	8A01002-107	BULKHEAD BODY LEFT
	6	6A01359-004	ANGLE ATTACH
27 LT.	1	8A01000-095	ASSEMBLY-BULKHEAD STATION #19 LEFT
	1	8A01002-043	BULKHEAD BODY LEFT
	4	6A01359-004	ANGLE ATTACH
27 RT.	1	8A01000-212	ASSEMBLY-BULKHEAD STATION #19 RIGHT
	1	8A01002-104	BULKHEAD BODY RIGHT
	4	6A01359-004	ANGLE ATTACH
28 RT.	1	8A01000-096	ASSEMBLY-BULKHEAD STATION #20 RIGHT
	1	8A01002-044	BULKHEAD BODY RIGHT
	1	8A01156-074	DOUBLER CABLE
	2	3A01151-010	BRACKET PULLEY
	4	6A01359-004	ANGLE ATTACH
	1	MS24665-136	COTTER PIN
28 LT.	1	8A01000-179	ASSEMBLY-BULKHEAD STATION #20 LEFT
	1	8A01002-103	BULKHEAD BODY LEFT
	1	8A01156-074	DOUBLER CABLE
	2	3A01151-010	BRACKET PULLEY
	4	6A01359-004	ANGLE ATTACH
	1	MS24665-136	COTTER PIN
29 LT.	1	8A01000-097	ASSEMBLY-BULKHEAD STATION #21 LEFT
	1	8A01002-045	BULKHEAD BODY, LT
	4	6A01359-004	ANGLE ATTACH
29 RT.	1	8A01000-214	ASSEMBLY-BULKHEAD STATION 21 RIGHT
	1	8A01002-106	BULKHEAD BODY, RT
	4	6A01359-004	ANGLE ATTACH
30 RT.	1	8A01000-098	ASSEMBLY-BULKHEAD STATION #22 RIGHT
	1	8A01002-046	BULKHEAD BODY RIGHT
	4	6A01359-004	ANGLE ATTACH
	2	3A01151-010	BRACKET PULLEY
	1	8A01003-032	DOUBLER PULLEY BRACKET, RT
	1	MS24665-136	COTTER PIN
30 LT.	1	8A01000-181	ASSEMBLY-BULKHEAD STATION #22 LEFT
	1	8A01002-105	BULKHEAD BODY LEFT
	4	6A01359-004	ANGLE ATTACH
	2	3A01151-010	BRACKET PULLEY
	1	8A01003-031	DOUBLER PULLEY BRACKET, LT
	1	MS24665-136	COTTER PIN
31	1	8A01000-099	ASSEMBLY-BULKHEAD STATION #23

PARTS MANUAL
8000 FLOATS ON CESSNA 208

ITEM	QTY	PART NO.	PART DESCRIPTION
	1	8A01002-047	BULKHEAD BODY
	4	6A01359-004	ANGLE ATTACH
	1	3A01437-001	CASTING PIVOT
	1	8A01361-021	ANGLE AFTERBODY, LT
	1	8A01361-022	ANGLE AFTERBODY, RT
	1	6A01352-004	ANGLE TOP REINFORCEMENT
	1	8A01359-074	ANGLE HORZ.
32	1	8A01000-101	PANEL ASSY, SPREADER BAR
	1	8A01012-006	PANEL, SPREADER BAR, REAR RT
	1	8A01357-016	ANGLE, SPREADER BAR PANEL, AFT
	1	8A01357-017	ANGLE, SPREADER BAR PANEL, AFT

SKIN DOUBLERS, STIFFENERS, STRUCTURAL SUPPORT



PARTS MANUAL
8000 FLOATS ON CESSNA 208

ITEM	QTY	PART NO.	PART DESCRIPTION
1	2	8A01156-034	SPACER
2	1	8A01359-080	ANGLE, CARRY THRU, OTBD, RT
	1	8A01359-079	ANGLE, CARRY THRU, OTBD, LT
	1	8A01359-077	ANGLE, CARRY THRU, INBD, LT
	1	8A01359-078	ANGLE, CARRY THRU, INBD, RT
3	1	8A01359-081	ANGLE, CARRY THRU, LT
	1	8A01359-082	ANGLE, CARRY THRU, RT
4	2	8A01001-006	CARRY THRU STRAP
5	2	6A01008-070	ANGLE, STRAP-ANGLE, CARRY THRU
6	1	8A01008-026	ANGLE-CARRYTHRU TO SKIN OUTBOARD-RIGHT
	1	8A01008-027	ANGLE-CARRYTHRU TO SKIN INBOARD-LEFT
7	1	8A01008-032	DOUBLER, AFTERBODY SKIN
8	1	8A01002-049	GUSSET, LT
	1	8A01002-050	GUSSET, RT
	2	8A01163-025	SPACER
9	1	8A01359-074	ANGLE, HORIZONTAL, BULKHEAD #23
10	1	6A01352-004	ANGLE, TOP SKIN REINFORCEMENT
11	2	8A01151-058	STIFFENER, SIDE SKIN
12	2	8A01151-057	STIFFENER, SIDE SKIN
13	1	8A01000-109	ASSY, BRACE PANEL, LOWER
14	1	8A01000-108	ASSY, BRACE PANEL, UPPER
15	2	8A01151-056	STIFFENER, SIDE SKIN
16	2	8A01151-055	STIFFENER, SIDE SKIN
17	1	8A01008-033	DOUBLER, SIDE SKIN, OTBD, LT
	1	8A01008-034	DOUBLER, SIDE SKIN, OTBD, RT
	1	8A01008-035	DOUBLER, SIDE SKIN, INBD, LT
	1	8A01008-036	DOUBLER, SIDE SKIN, INBD, RT
18	2	8A01002-100	DOUBLER, STEP SIDE
19	2	8A01156-036	SPACER, SKIN, AFT
20	1	8A01156-035	SPACER, SKIN, TOP
21	1	8A01008-030	ANGLE, CARRY THRU STRAP, RT
	1	8A01008-031	ANGLE, CARRY THRU STRAP, LT
22	1	8A01156-031	REINFORCEMENT, REAR CLEAT
23	1	8A01156-033	SPACER, CLEAT REINFORCEMENT, AFT
24	2	6A01213-003	CLEAT, TIE DOWN
	4	AN4-7A	BOLT
	8	NAS1149F0416	WASHER
	4	MS21044N4	NUT
25	2	8A01008-136	FLOOR, BAGGAGE COMP., AFT, RT
	2	8A01008-137	FLOOR, BAGGAGE COMP., FWD, LT

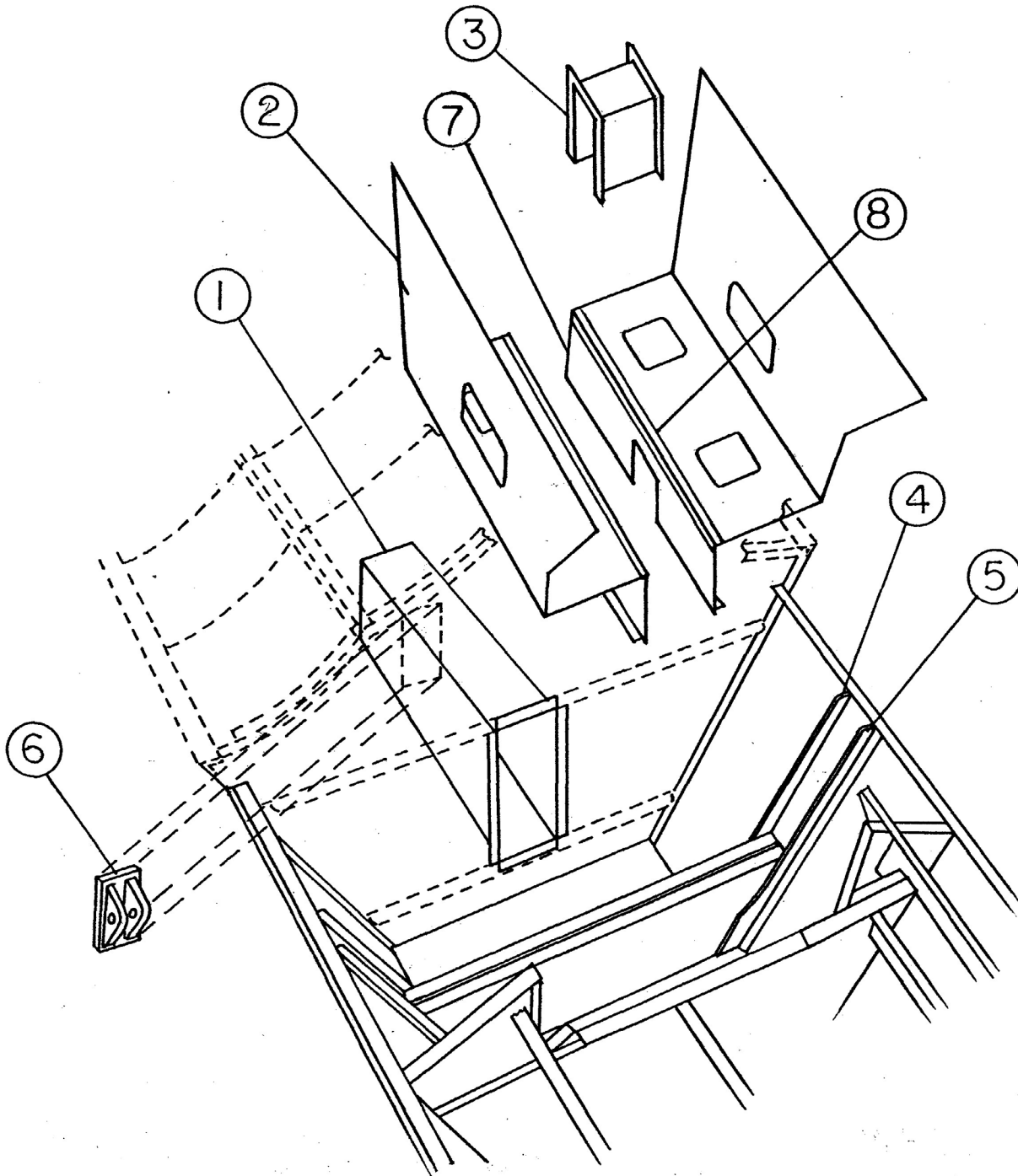
THIS PAGE INTENTIONALLY LEFT BLANK

SECTION 2 WHEEL WELL ASSEMBLY

CONTENTS

WHEEL WELL AREA	22
-----------------------	----

WHEEL WELL AREA



PARTS MANUAL
8000 FLOATS ON CESSNA 208

ITEM	QTY	PART NO.	PART DESCRIPTION
1	1	8A01000-110	TUNNEL ASSY.
	1	6A01201-001	FITTING, FWD, SLIDE TUBE
	1	6A01005-054	COVER, TUNNEL
	A/R	AN526-632R4	SCREW, COVER ATTACH
2 LT.	1	8A01000-111	ASSY, WHEEL WELL HALF, LT (UPPER)
	1	8A01005-115	WHEEL WELL HALF, LT
	1	6A01156-014	COVER-RING
	2	6A01156-013	COVER-RING
2 RT.	1	8A01000-112	ASSEMBLY-WHEEL WELL HALF-RIGHT (UPPER)
	1	8A01005-116	WHEEL WELL HALF, RT
	1	6A01156-014	COVER-RING
	2	6A01156-013	COVER-RING
	1	6A01158-151	COVER-ACCESS (5"X 8")
	A/R	AN526C632R4	SCREW-COVER ATTACH
	2	6A01158-152	COVER-ACCESS (5"X 5")
3	1	8A01158-045	COVER, SPREADER BAR PANEL
4	1	8A01000-101	ASSY, SPREADER BAR PANEL, FWD, LT
	1	8A01000-100	ASSY, SPREADER BAR PANEL, FWD, RT
5	1	8A01000-103	ASSY, SPREADER BAR PANEL, REAR, AFT, LT
	1	8A01000-102	ASSY, SPREADER BAR PANEL, REAR, AFT, RT
6	2	8A04211-001	TRUNION-MAIN GEAR
	4	AN4-11A	BOLT-ATTACH
	8	NAS1149D0463J	WASHER
	4	MS21044N4	NUT
7	1	8A01000-127	ASSY, WHEEL WELL HALF LT. LOWER
	1	8A01000-128	ASSY, WHEEL WELL HALF RT. LOWER
8	1	8A01340-026	ANGLE WHELL WELL
	1	8A01340-027	ANGLE WHEEL WELL

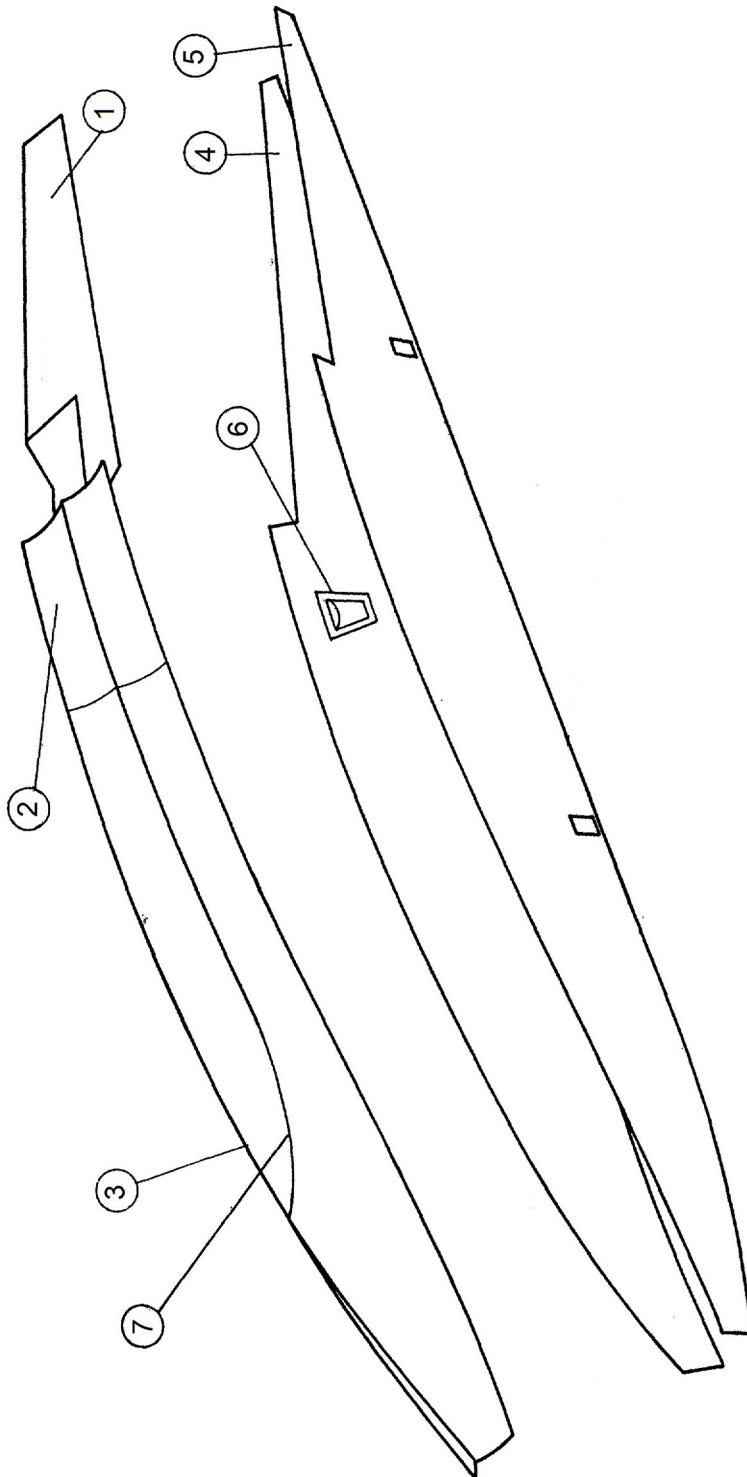
THIS PAGE INTENTIONALLY LEFT BLANK

SECTION 3 SKINS

CONTENTS

BOTTOM AND SIDE SKINS26

BOTTOM AND SIDE SKINS



PARTS MANUAL
8000 FLOATS ON CESSNA 208

ITEM	QTY	PART NO.	PART DESCRIPTION
1	1	8A01158-138	SKIN-AFT, RT
	1	8A01158-139	SKIN-AFT, LT
2	2	8A01002-048	SPLICE – BOTTOM SKIN
3	1	8A01151-059	BOTTOM SKIN, LT
	1	8A01151-060	BOTTOM SKIN, RT
4	1	8A01158-024	SKIN, SIDE OUTBOARD, RT
	1	8A01158-023	SKIN, SIDE OUTBOARD, LT
5	1	8A01158-022	SKIN, SIDE INBOARD, RT
	1	8A01158-021	SKIN, SIDE INBOARD, LT
6	2	3A01000-005	STEP – BOARDING
7	1	8A01002-096	DOUBLER, BOTTOM SKIN, RT
	1	8A01002-095	DOUBLER, BOTTOM SKIN, LT

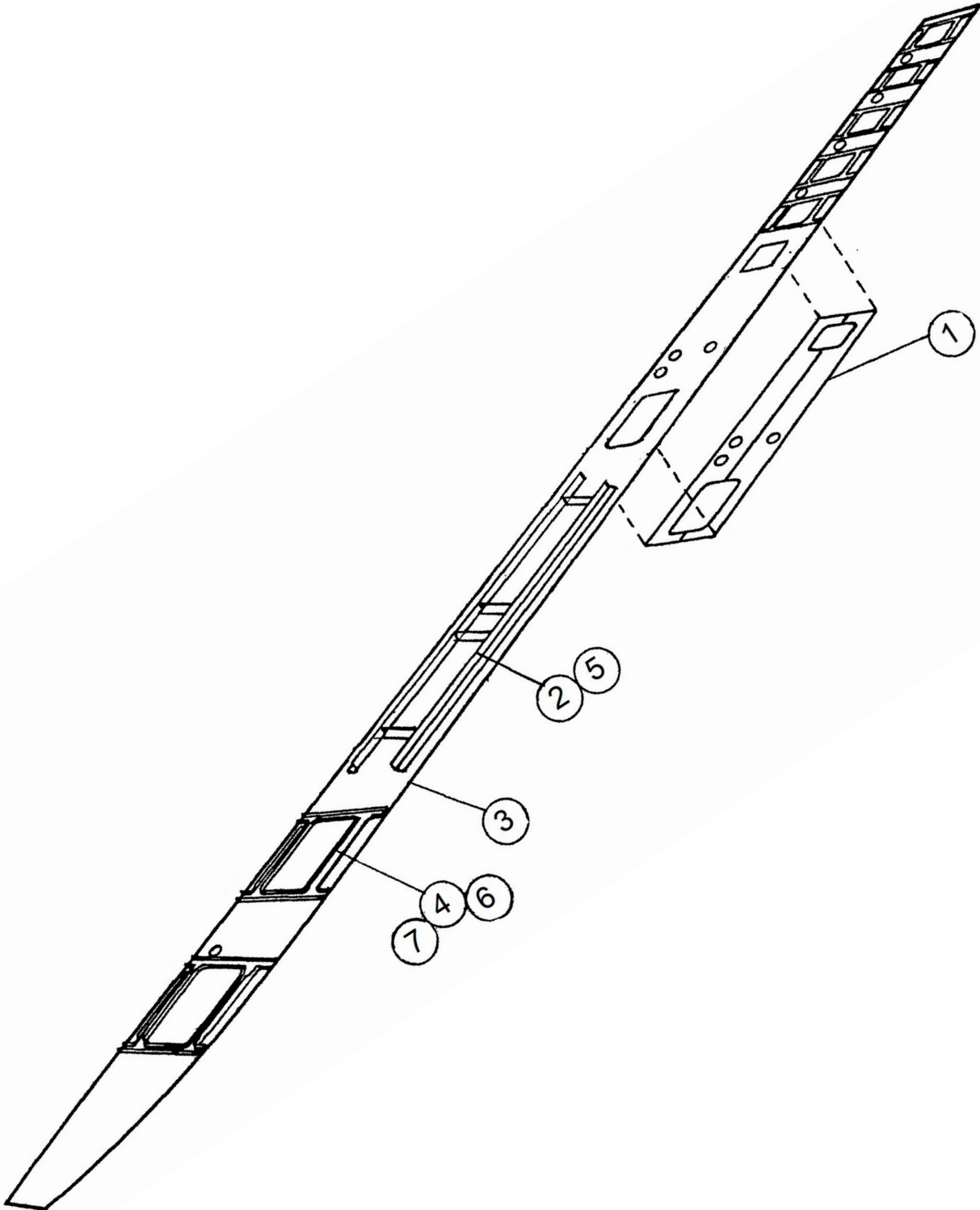
THIS PAGE INTENTIONALLY LEFT BLANK

SECTION 4 TOP DECK ASSEMBLY

CONTENTS

TOP DECK30

TOP DECK



PARTS MANUAL
8000 FLOATS ON CESSNA 208

ITEM	QTY	PART NO.	PART DESCRIPTION
1	1	8A01001-009	DOUBLER-TOP SKIN, INBOARD, LT
	1	8A01001-011	DOUBLER-TOP SKIN, OUTBOARD, LT
	1	8A01001-008	DOUBLER-TOP SKIN, INBOARD, RT
2	1	8A01001-010	DOUBLER, TOP SKIN, OUTBOARD, RT
	1	8A01348-006	ANGLE, BAGGAGE COMPARTMENT, INBOARD
	1	8A01348-005	ANGLE, BAGGAGE COMPARTMENT, INBOARD
	4	8A01352-014	ANGLE, TOP SKIN, BAGGAGE COMPARTMENT
3	1	8A01158-026	SKIN, TOP, RT
	1	8A01158-025	SKIN, TOP, LT
4	7	8A01000-113	ASSY, REINFORCEMENT, INSPECTION COVER
	14	8A01352-019	ANGLE, COVER REINFORCEMENT
5	2	8A01000-115	ASSY, BAGGAGE COVER (PRE SEPT. 1989)
	2	6A01000-166	ASSY, BAGGAGE LATCH, SOUTHCO (PLASTIC)
	1	1 1/2"	HINGE – SHEPPARD CO. (PLASTIC)
	2	8A01000-126	ASSY, BAGGAGE COVER (AFTER SEPT. 1989)
	1	8A01740-002	HINGE TOP
	1	8A01741-002	HINGE BOTTOM
	2.06'	1002186	HINGE PIN
	2	3A01525-003	SPRING LOCK
	2	3A01273-004	LOCK INSERT
	2	3A01702-004	LOCK CATCH
	2	1002663	RING LOCK OPENING
	2	3A01206-001	BLOCK RETAINER
	1	1001571	GASKET
	18	01692-0410	POP RIVETS
	2	8A01004-023	STIFFENER, BAG COVER, VERT
	1	8A01004-024	STIFFENER, BAGGAGE, FWD
	2	8A01004-069	STIFFENER, BAGGAGE, CENTER & REAR
	1	8A01162-003	COVER, BAGGAGE
	2	10/32 X 1/2 SS	SCREW, BAGGAGE COVER
6 SM.	1	8A01000-114	ASSEMBLY-INSPECTION COVER (SMALL)
	1	8A01567-006	COVER SEAL
	1	8A01163-005	COVER, INSPECTION
	2	8A01340-021	ANGLE, INSPECTION COVER
6 LG.	1	8A01000-122	INSPECTION COVER ASSEMBLY (LARGE)
	1	8A01567-007	INSPECTION COVER GASKETS
	1	8A01163-006	COVER, INSPECTION
	2	3A01340-014	ANGLE, COVER MED. REINFORCEMENT
7	A/R	9A3-671	TINNERMAN NUT PLATE
	A/R	9903-10-36	TAPE INSULATOR
	A/R	1002481	TINNERMAN NUT WITH TAPE APPLIED

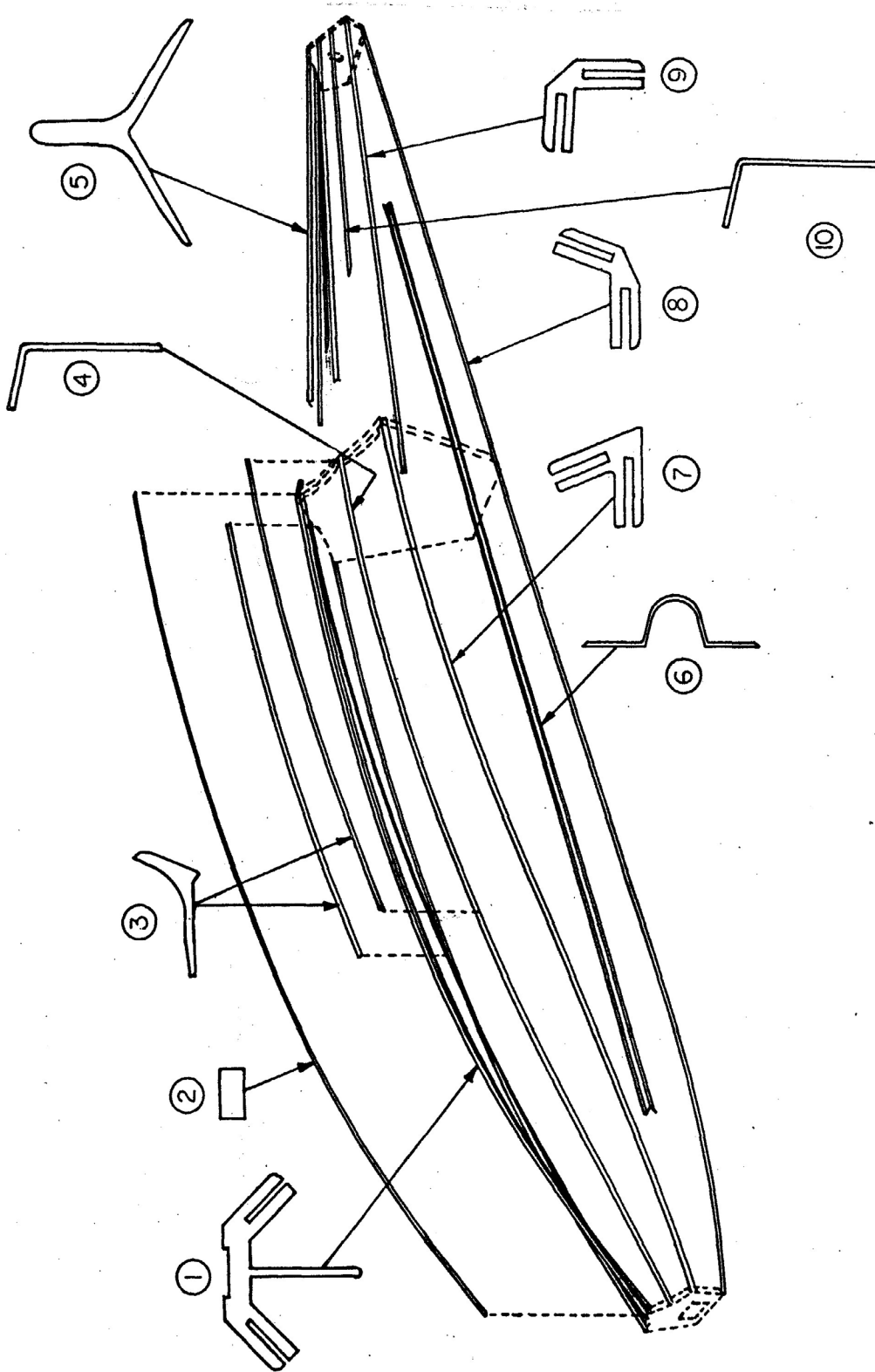
ITEM	QTY	PART NO.	PART DESCRIPTION
8	A/R	8 X 3/4	(NOT SHOWN) SCREW, SSTL #8X3/4" PHILLIPS TYPE A FLAT HEAD 82 DEGREE

SECTION 5 EXTRUSIONS

CONTENTS

HULL EXTRUSIONS34

HULL EXTRUSIONS



PARTS MANUAL
8000 FLOATS ON CESSNA 208

ITEM	QTY	PART NO.	PART DESCRIPTION
1	1	8A01354-005	KEEL-MAIN
2	1	8A01200-003	WEAR STRIP
	2	MS24693S50	SCREW-ATTACH
	1	1838 B/A	GLUE KIT
3	1	8A01342-005	SISTER KEEL, OUTER, LT
	1	8A01342-006	SISTER KEEL, OUTER, RT
4	1	8A01361-014	SISTER KEEL, INNER, RT
	1	8A01361-015	SISTER KEEL, INNER, LT
5	1	8A01347-005	KEEL, AFT
6	1	8A01353-002	STIFFENER, SIDE SKIN, RT
	1	8A01353-003	STIFFENER, SIDE SKIN, LT
7	1	8A01351-005	CHINE, FWD, LT
	1	8A01351-006	CHINE, FWD, RT
8	1	8A01366-005	GUNWALL, LT
	1	8A01366-006	GUNWALL, RT
9	1	CHINE, AFT, LT	8A01363-005
	1	CHINE, AFT, RT	8A01363-006
10	1	8A01361-018	SISTER KEEL, INBD, AFT, RT
	1	8A01361-019	SISTER KEEL, INDB, AFT, LT
	1	8A01361-017	SISTER KEEL, OTBD, AFT, LT
	1	8A01361-016	SISTER KEEL, OTBD, AFT, RT

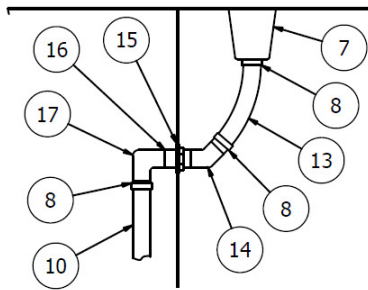
THIS PAGE INTENTIONALLY LEFT BLANK

SECTION 6 PUMPOUT CUP AND TUBE & FLOAT HAND PUMP

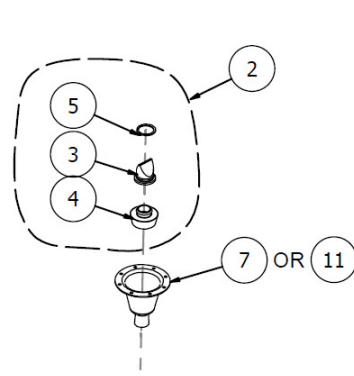
CONTENTS

PUMPOUT CUP AND TUBE	38
FLOAT HAND PUMP	40

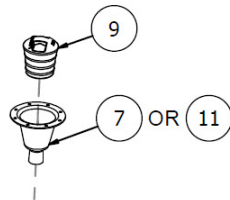
PUMPOUT CUP AND TUBE



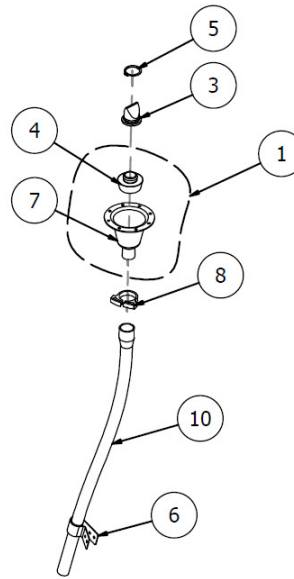
BULKHEAD
11 & 18



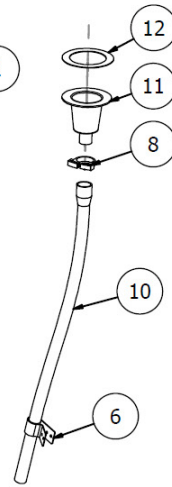
DUCKBILL VALVE
RETROFIT



STOPPER



CUP ASSEMBLY
& TUBE



PLASTIC CUP
& TUBE

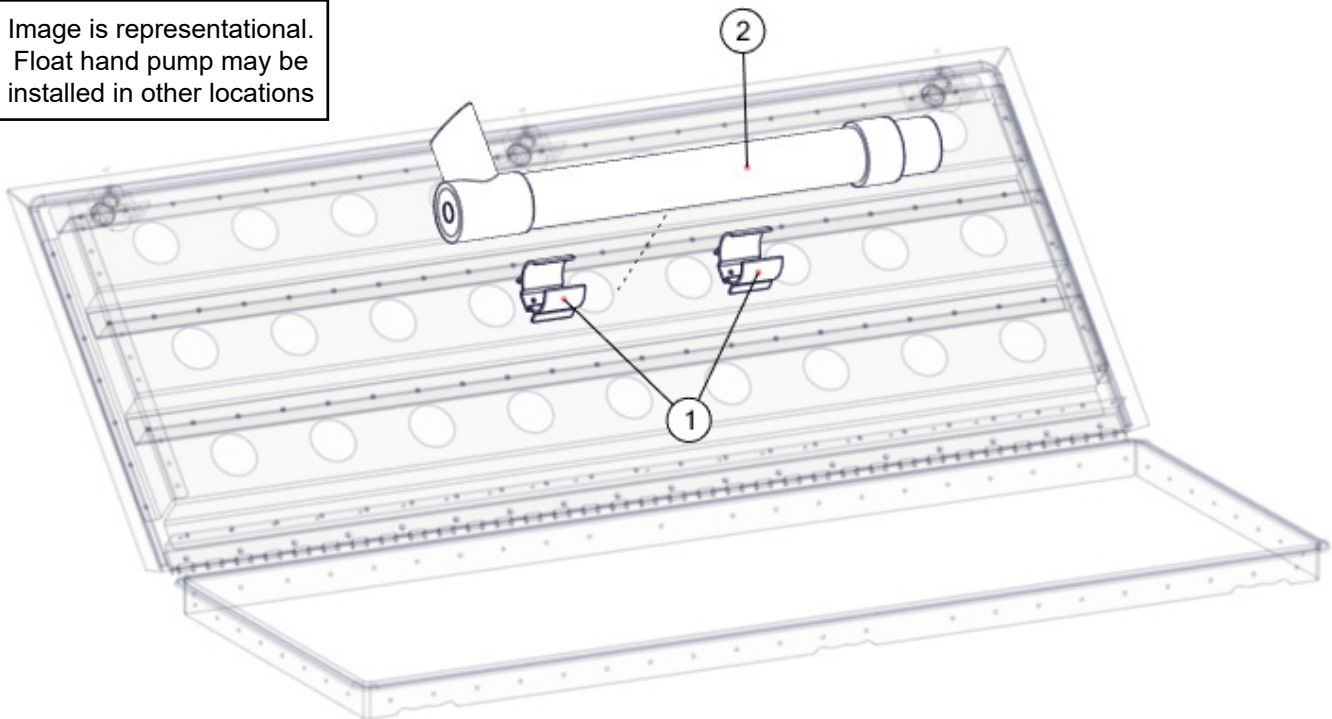
PARTS MANUAL
8000 FLOATS ON CESSNA 208

ITEM	QTY	PART NO.	PART DESCRIPTION	NOTE
1	1	1011004	ASSEMBLY, CUP, PUMPOUT, DUCKBILL	
2	1	1011075	KIT, PUMPOUT PLUG, DUCKBILL	2
3	1	1011870	VALVE, DUCKBILL	
4	1	1011808	RETAINER, VALVE, DUCKBILL, PUMPOUT PLUG	
5	1	91590A129	RETAINING RING, EXTERNAL, 13/16 OD, STAINLESS	
6	1	3A01158-003	CLAMP, PUMPOUT TUBE	
7	1	4A01749-001	CUP, PUMPOUT	
8	1	57134	CLAMP	
9	1	2111	STOPPER, PUMPOUT, LAKE AND AIR	2
10	AR	RM618	TUBE, 5/8 OD, 1/2 ID	3
	30 IN	RM618	PUMPOUT TUBE, STN #5	
	36.5 IN	RM618	PUMPOUT TUBE, STN #8	
	30.75 IN	RM618	PUMPOUT TUBE, STN #11, FRONT	
	59 IN	RM618	PUMPOUT TUBE, STN #11, BACK	
	37 IN	RM618	PUMPOUT TUBE, STN #16/17, FRONT	
	28.5 IN	RM618	PUMPOUT TUBE, STN W/W	
	47.25 IN	RM618	PUMPOUT TUBE, STN #16	
	26.5 IN	RM618	PUMPOUT TUBE, STN #18	
	23 IN	RM618	PUMPOUT TUBE, STN #19	
	19.5 IN	RM618	PUMPOUT TUBE, STN #20	
	16.5 IN	RM618	PUMPOUT TUBE, STN #21	
	12.5 IN	RM618	PUMPOUT TUBE, STN #22	
11	1	3A01650-002	CUP, PUMPOUT, PLASTIC	
12	1	3A01158-005	RING, PUMPOUT CUP, REINFORCEMENT	
13	2	9"	GARDEN HOSE	
14	2	1/2" PVC	45° ELBOW	
15	2	MS35489-19	GROMMET	
16	2	1 3/8"	1/2" PVC	
17	2	1/2" PVC	90° ELBOW (ENOUGH FOR EACH FLOAT STN 7-10)	

1. Parts kit that requires RTV adhesive, see service letter 240 for instructions.
2. Not compatible with 1011004.
3. Length in feet as required, see tube table for individual lengths.

FLOAT HAND PUMP

Image is representational.
Float hand pump may be
installed in other locations



ITEM	QTY	PART NO.	PART DESCRIPTION
1	2	CM-2	CLIP, PLASTIC, PUMPOUT (SCREWS INCLUDED, MAY BE RIVETED IN)
2	1	F15PX	PUMP, HAND, FLOAT, 15"
2 (ALT)	1	F24PX	PUMP, HAND, FLOAT, 24"
2 (ALT)	1	F36PX	PUMP, HAND, FLOAT, 36"

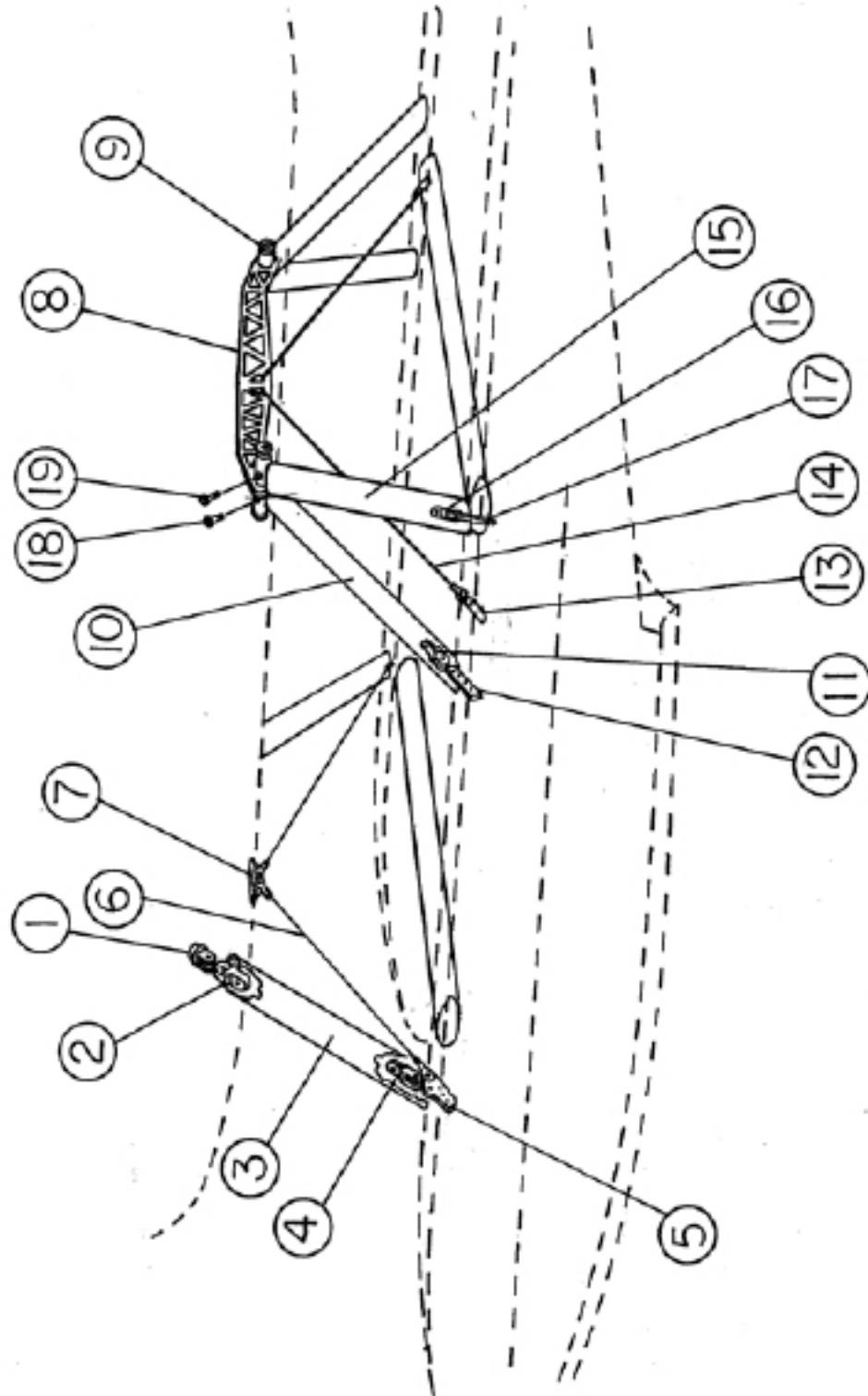
SECTION 7

STRUTS, SPREADER BARS, AND STEPS

CONTENTS

STRUTS AND DRAG WIRES	42
SPREADER BAR ASSEMBLY	46
FUSELAGE STEP ASSEMBLY.....	48

STRUTS AND DRAG WIRES



PARTS MANUAL
8000 FLOATS ON CESSNA 208

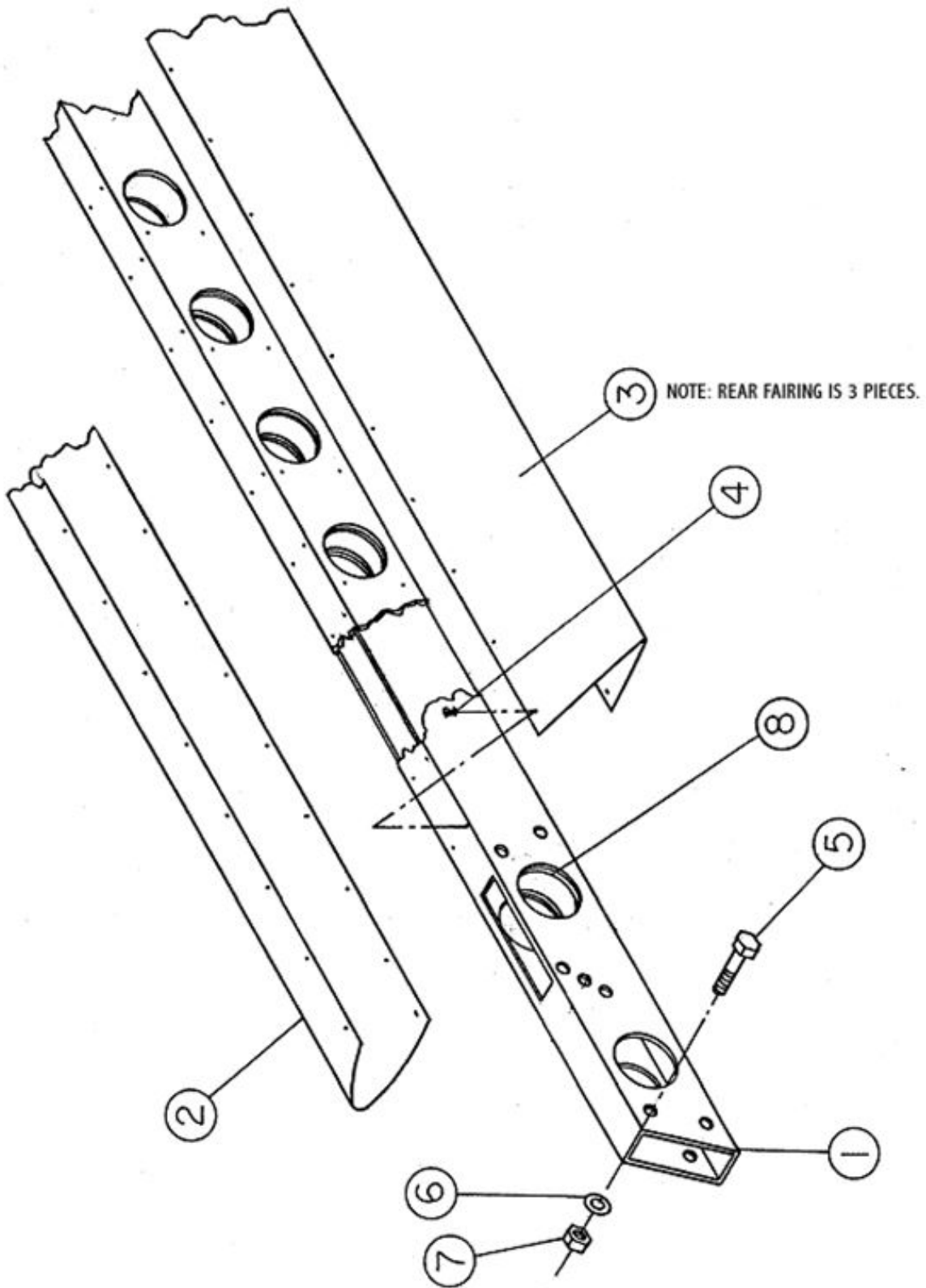
ITEM	QTY	PART NO.	PART DESCRIPTION
1	2	8A02195-006	FITTING, STRUT TO FUSELAGE FWD
	2	MS20008-15	BOLT-ATTACH
	2	MS20002C8	WASHER
	2	8A02458-003	BARREL NUT
	2	2452-080RET	RETAINER
2	2	8A02198-012	FITTING, STRUT FWD UPPER
	2	AN8-23A	BOLT-ATTACH UPPER
	2	NAS1149D0863J	WASHER
	2	MS21044N8	NUT
	2	AN28-30A	BOLT-ATTACH LOWER
	4	NAS1149D0816J	WASHER
	2	MS21083N8	NUT
3 RT.	1	8A02000-036	ASSY, FRONT STRUT, RT
	2	8A02198-007	FITTING, STRUT FRONT
	1	8A02356-024	STRUT, FWD, RT
	1	8A02409-001	TUBE, FRONT STRUT SUPPORT
	12	MS24694S145	SCREW
3 LT.	1	8A02000-037	ASSY, FRONT STRUT, LT
	2	8A02198-007	FITTING, STRUT FRONT
	1	8A02356-023	STRUT, FWD, LT
	1	8A02409-001	TUBE, FRONT STRUT SUPPORT
	12	MS24694S145	SCREW
4	2	8A02198-013	FITTING, STRUT FWD, LOWER
	2	AN28-30A	BOLT, ATTACH UPPER END
	2	NAS1149D0816J	WASHER
	2	MS21083N8	NUT
	2	AN8-22A	BOLT, ATTACH LOWER END
	2	NAS1149D0863J	WASHER
	2	MS21044N8	NUT
5	1	8A02067-001	FITTING, BRACE WIRE/STRUT FWD. LT
	1	8A02067-002	FITTING, BRACE WIRE/STRUT FWD. RT
	3	AN6-27A	BOLT-ATTACH TO FLOAT
6	2	8A02000-043	ASSY, FLY WIRE, FWD
	2	AN680AC6075	TIE ROD
	2	AN665-247RS*	TERMINAL
	2	AN665-247LS*	TERMINAL
	2	AN316C10R	JAM NUT
	2	AN316C10L	JAM NUT
	4	MS20392-9C33	CLEVIS PIN
	4	MS24665-444	COTTER PIN
7	1	8A02100-003	FITTING, BRACE WIRE FWD (AIRCRAFT WITH RELISH TRAY)

ITEM	QTY	PART NO.	PART DESCRIPTION
	1	8A02100-001	FITTING, BRACE WIRE FWD (AIRCRAFT NO RELISH TRAY)
	8	NAS6606-13	BOLT-ATTACH
	12	NAS1149D0663J	WASHER
	8	MS21042L6	NUT
8	1	8A02057-002	BEAM TRUSS
9	2	8A02088-001	AXLE-BEAM ENDS
10	1	8A02000-038	ASSY, CENTER STRUT RT
	1	8A02000-039	ASSY, CENTER STRUT LT
	1	8A02356-026	STRUT, MID. RT
	1	8A02356-025	STRUT MID. LT
	1	8A02198-008	FITTING, STRUT, CENTER TOP
	1	8A02198-009	FITTING, STRUT, CENTER LOWER
	16	MS24694S145	SCREW
11	2	8A02198-014	FITTING, CENTER STRUT
	2	AN12-24A	BOLT, TOP ATTACH
	2	NAS1149D1216J	WASHER
	2	MS21044N12	NUT
	2	AN12-24A	BOLT, LOWER ATTACH
	4	NAS1149D1216J	WASHER
	2	MS1044N12	NUT
12	1	8A02195-002	FITTING, CENTER STRUT, FLOAT, RT
	1	8A02195-003	FITTING, CENTER STRUT, FLOAT, LT
	12	8A02095-001	BUSHING (ALUMINUM)
	6	AN6-26A	BOLT, ATTACH
	6	NAS1149D0663J	WASHER
	6	MS21044N6	NUT
13	1	8A02046-002	FITTING, REAR DRAG WIRE, RT
	1	8A02046-003	FITTING, REAR DRAG WIRE, LT
	3	AN8-31A	BOLT-ATTACH
	6	NAS1149D0863J	WASHER
	3	MS21044N8	NUT
14	2	8A02000-042	ASS'Y, DRAG WIRE, AFT
	2	AN665-430LS	TERMINAL
	2	AN316-C12L	JAMB NUT, LT
	2	AN316-C12R	JAMB NUT, RT
	2	MS20392-10C41	CLEVIS PIN
	2	MS24665-444	COTTER PIN
	2	8A02458-004	BARREL NUT
15	1	8A02000-040	ASS'Y, AFT STRUT, RT
	1	8A02000-041	ASS'Y, AFT STRUT, LT
	1	8A02356-028	STRUT BLANK, RT

PARTS MANUAL
8000 FLOATS ON CESSNA 208

ITEM	QTY	PART NO.	PART DESCRIPTION
	1	8A02356-027	STRUT BLANK, LT
	1	8A02198-010	FITTING, -UPPER END
	1	8A02198-011	FITTING, LOWER END
	16	MS24694S145	SCREW
16	2	8A02198-015	FITTING, AFT STRUT
	2	AN30-31A	BOLT, ATTACH UPPER
	4	NAS1149D1016J	WASHER
	2	MS21083N10	NUT
	2	AN10-23A	BOLT, ATTACH LOWER
	2	NAS1149D1063J	WASHER
	2	MS21044N10	NUT
17	1	8A02195-004	FITTING, AFT STRUT FLOAT, RT
	1	8A02195-005	FITTING, AFT STRUT FLOAT, LT
	6	8A02095-001	BUSHING (ALUMINUM)
	3	AN6-26A	BOLT, ATTACH
	3	NAS1149D0663J	WASHER
	3	MS21044N6	NUT
18	2	AN12-36A	BOLT-ATTACH
	2	NAS1149D1290J	WASHER
	2	MS21044N12	NUT
	4	8A02205-001	SPACER
19	2	AN10-35A	BOLT-ATTACH
	2	NAS1149D1063J	WASHER
	2	MS21044N10	NUT
	4	8A02205-002	SPACER

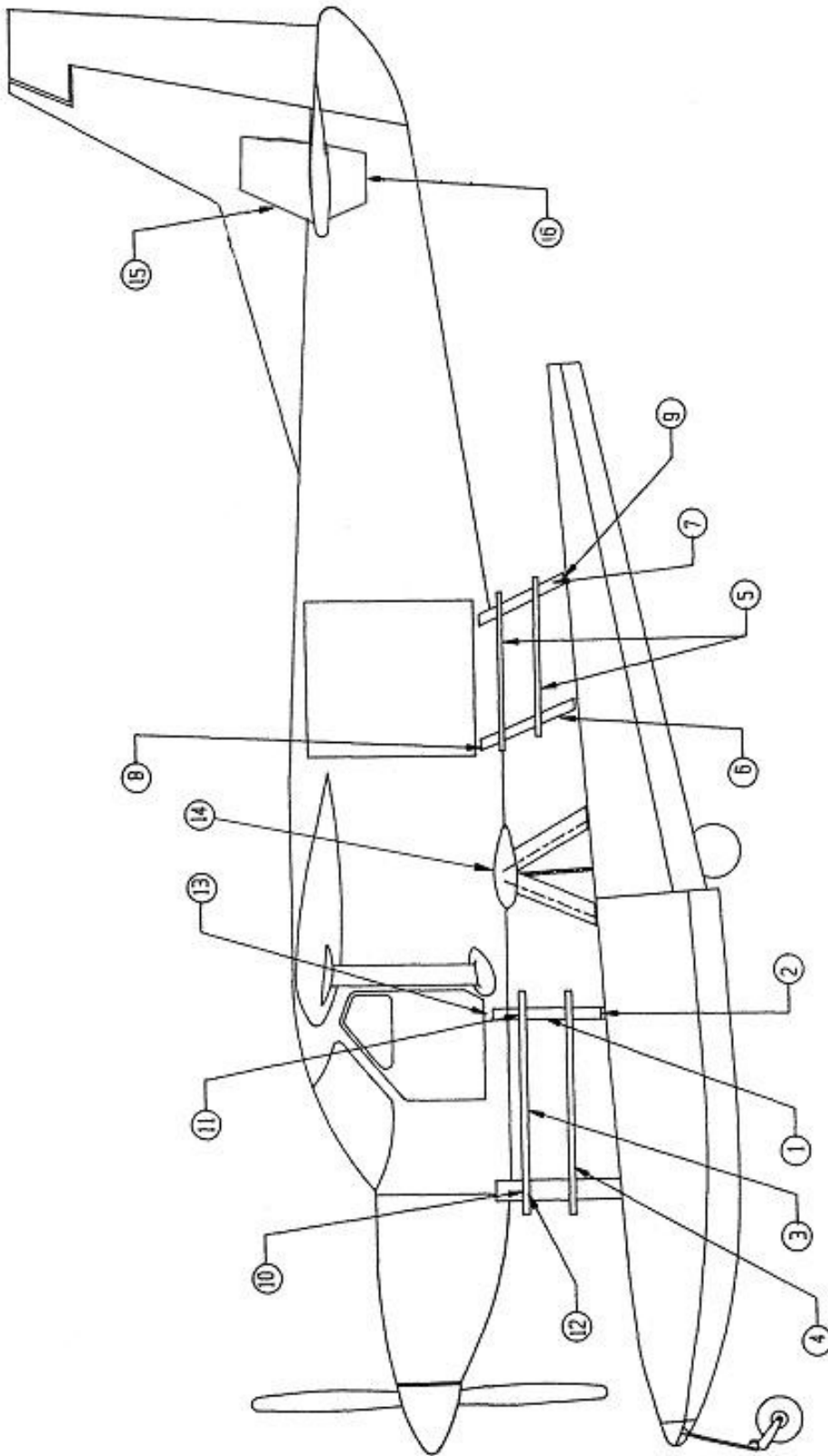
SPREADER BAR ASSEMBLY



PARTS MANUAL
8000 FLOATS ON CESSNA 208

ITEM	QTY	PART NO.	PART DESCRIPTION
-	1	8A03000-008	ASSEMBLY SPREADER BAR, FRONT
-	1	8A03000-009	ASSEMBLY SPREADER BAR, REAR
1	1	8A03410-001	SPREADER BAR, FRONT (NO INSERTS)
	-	8A03000-034	SPREADER BAR, FRONT (WITH INSERTS)
	1	8A03410-002	SPREADER BAR, REAR (NO INSERTS)
	-	8A03000-035	SPREADER BAR, REAR (WITH INSERTS)
2	2	8A03005-393	FAIRING, SPREADER BAR, LEADING EDGE (FT & RR)
	A/R	PM-T1	ANTI-CHAFF TAPE
3	2	8A03005-395	FAIRING, SPREADER BAR, TRAILING EDGE, LT
	2	8A03005-394	FAIRING, SPREADER BAR, TRAILING EDGE, RT
	1	8A03005-396	FAIRING, SPREADER BAR, TRAILING EDGE, CENTER, FT
	1	8A03005-397	FAIRING, SPREADER BAR, TRAILING EDGE, CENTER, RR
4	A/R	LP526-632R6	SCREW-FAIRING ATTACH
5	4	AN8-32A	BOLT
6	8	NAS1149D0863J	WASHER
7	4	MS21044N8	NUT
8	1	8A03049-001	SUPPORT INSERT, FWD. SPREADER BAR, REAR LT
	1	8A03049-001	SUPPORT INSERT, FWD. SPREADER BAR, FRONT RT
	1	8A03049-004	SUPPORT INSERT, FWD. SPREADER BAR, REAR RT
	1	8A03049-004	SUPPORT INSERT, FWD. SPREADER BAR, FRONT LT
	1	8A03049-003	SUPPORT INSERT, REAR SPREADER BAR, REAR LT
	1	8A03049-003	SUPPORT INSERT, REAR SPREADER BAR, FRONT RT
	1	8A03049-002	SUPPORT INSERT, REAR SPREADER BAR, REAR RT
	1	8A03049-002	SUPPORT INSERT, REAR SPREADER BAR, FRONT LT
9	1	8A08000-078	COVER CABLE, REAR, WITH GASKET

FUSELAGE STEP ASSEMBLY



PARTS MANUAL
8000 FLOATS ON CESSNA 208

ITEM	QTY	PART NO.	PART DESCRIPTION
1	1	8A02000-086	ASS'Y STRUT-PILOT
	1	8A02334-003	STRUT
	1	8A02053-005	FITTING-LOWER
	1	8A02053-006	FITTING-UPPER
	4	MS24694S145	SCREW
	1	8A02000-085	ASS'Y STRUT-CO-PILOT
	1	8A02334-004	STRUT
	1	8A02053-005	FITTING-LOWER
	1	8A02053-006	FITTING-UPPER
	4	MS24694S145	SCREW-ATTACH
2	6	AN44-5A	EYEBOLT-ATTACH
	A/R	NAS1149F0563P	WASHER
	6	MS21044N5	NUT
3	1	8A02369-003	STEP-UPPER LEFT
	1	1006887	STEP, WIDE, FORWARD, TOP, LH (OPTIONAL)
	1	8A02369-002	STEP-UPPER RIGHT
	1	1006888	STEP, WIDE, FORWARD, TOP, RH (OPTIONAL)
4	2	8A02369-004	STEP-LOWER LH AND RH
	2	1006889	STEP, WIDE, FORWARD, LOWER (OPTIONAL)
5	2	8A02369-005	STEP-CARGO
	2	1005297	WIDE STEP, PILOT SIDE, CARGO, C-208 (OPTIONAL)
6	1	8A02000-061	ASS'Y STRUT-CARGO FRONT
	1	8A02334-005	STRUT
	1	8A02053-007	FITTING-UPPER
	4	MS24694S145	SCREW
	1	8A02053-005	FITTING LOWER
7	1	8A02000-062	ASS'Y STRUT-CARGO REAR
	1	8A02334-006	STRUT
	1	8A02053-005	FITTING-LOWER
	1	8A02053-007	FITTING-UPPER
	4	MS24694S145	SCREW
8	3	AN4-14A	BOLT-UPPER STRUT ATTACH
	A/R	NAS1149F0463J	WASHER
	3	MS21044N4	NUT
9	3	8A02273-007	TUBE-SLIDE LOWER END
	3	AN4-12A	BOLT-ATTACH
	A/R	NAS1149F0463P	WASHER
	3	MS21044N4	NUT
10	2	AN3-23A	BOLT-STEP TO FT. STRUT ATTACH
	A/R	NAS1149F0363P	WASHER
	2	MS21044N3	NUT

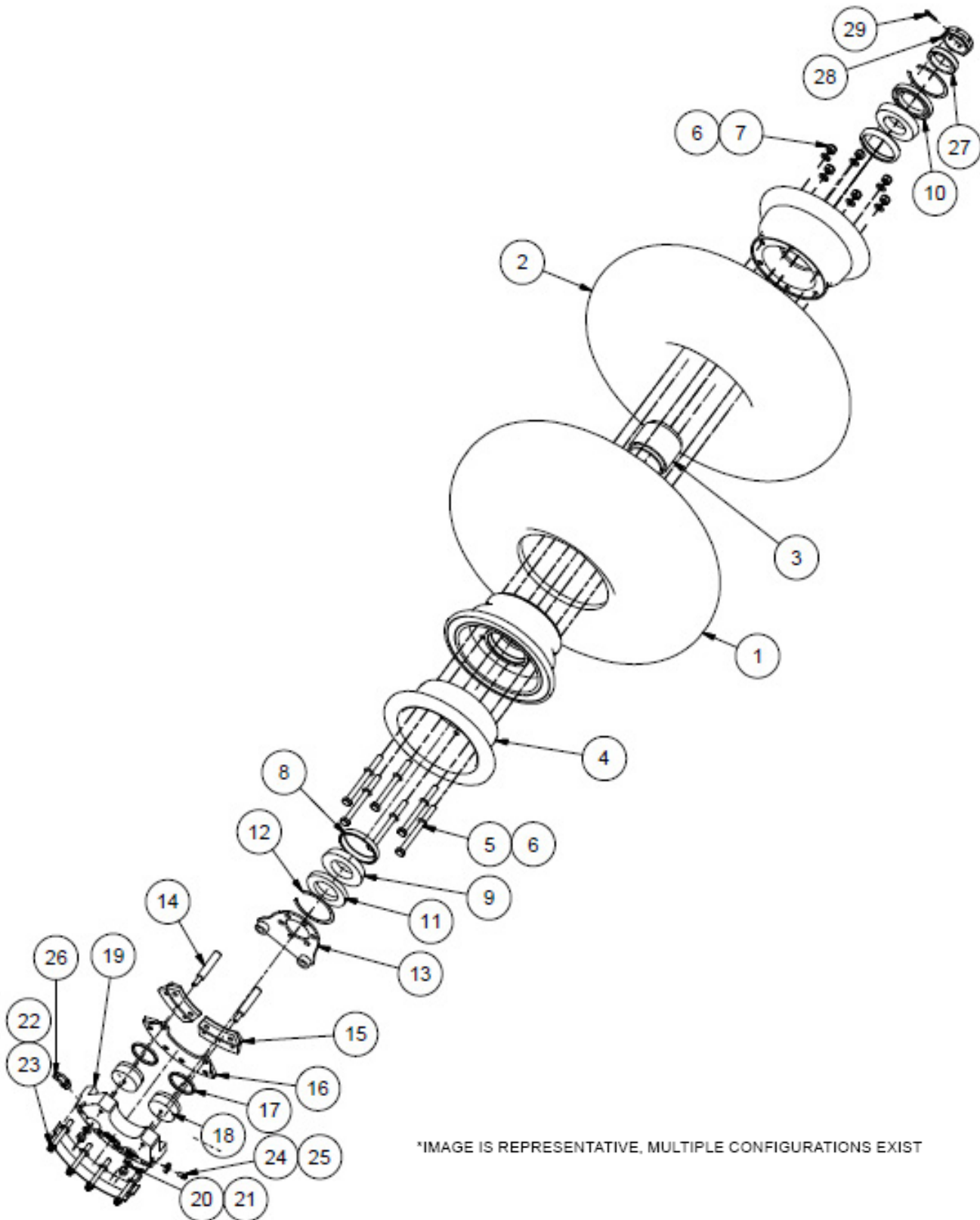
ITEM	QTY	PART NO.	PART DESCRIPTION
11	6	AN3-17A	BOLT-STEP TO STEP STRUT ATTACH
	A/R	NAS1149F0363P	WASHER
	6	MS21044N3	NUT
12	12	BPF	HOLE PLUG 1"
13	2	8A12008-127	DOUBLER-FUSELAGE SKIN
	A/R	AN470AD4-5	RIVET-ATTACH
14	1	8A02000-053	FAIRING (LEFT)
	1	8A02000-054	FAIRING (RIGHT)
	1	R581529	FAIRING SEAL 216"
15	2	8A12000-004	UPPER FIN LEFT & RIGHT NOTE: ALL SKINS ON FIN: .016 2024 T3 FOR MAJOR REPAIRE SEND TO FACTORY
16	2	8A12000-005	LOWER FIN LEFT & RIGHT NOTE: ALL SKINS ON FIN: .016 2024 T3 FOR MAJOR REPAIRE SEND TO FACTORY
17	4	C592001-0203	STATIC WICK BASE
18	1	1002184	COWEL COVER (STARTING 2007)

SECTION 8 LANDING GEAR

CONTENTS

MAIN GEAR WHEEL ASSEMBLY	52
BREAKOUT TABLES - WHEEL ASSEMBLY WITHOUT BRAKE AND TIRE	54
MCCAULEY MAIN GEAR WHEEL ASSEMBLY	55
MAIN GEAR AXLE WITHOUT WHEELS ASSEMBLY	58
OLEO SHOCK STRUT ASSEMBLY (T-SEALS INSTALLED).....	60
OLEO SHOCK STRUT ASSEMBLY (O-RINGS INSTALLED)	62
MAIN GEAR SLIDE TUBE ASSEMBLY (T-SEALS INSTALLED).....	64
MAIN GEAR SLIDE TUBE ASSEMBLY (O-RINGS INSTALLED)	67
NOSE GEAR WHEEL ASSEMBLY, SINGLE-PIECE FORK (BACKWARDS COMPATIBLE).....	70
NOSE FORK WITH PIN ASSEMBLY (BACKWARDS COMPATIBLE).....	72
NOSE GEAR WHEEL ASSEMBLY, THREE-PIECE FORK (*DISCONTINUED, FOR REFERENCE ONLY) .	73
NOSE WHEEL ASSEMBLY WITHOUT TIRE	75
(OBSOLETE) MCCAULEY NOSE GEAR LOWER END ASSEMBLY (DISCONTINUED)	76
NOSE GEAR ASSEMBLY (T-SEALS INSTALLED).....	79
NOSE GEAR ASSEMBLY (O-RINGS INSTALLED)	82

MAIN GEAR WHEEL ASSEMBLY



*IMAGE IS REPRESENTATIVE, MULTIPLE CONFIGURATIONS EXIST

ITEM	QTY	PART NO.	PART DESCRIPTION
-	-	8A04000-031	MAIN WHEEL ASSEMBLY
1	1	AA1E6*	TIRE, 6.00 X 6-8
2	1	XA1AD*	TUBE, 6.00 X 6
3 - 12	-	MULTIPLE VERSIONS	WHEEL ASSEMBLY, WITHOUT BRAKE AND TIRE (MULTIPLE CONFIGURATIONS EXIST. SEE DETAIL ON BREAKOUT TABLES ON FOLLOWING PAGES)
-	-	6A04000-104	BRAKE ASSEMBLY, RH (ITEMS 14-26)
-	-	6A04000-105	BRAKE ASSEMBLY, LH (ITEMS 14-26)
-	-	30-241	BRAKE ASSEMBLY COMPLETE (ITEMS 14-23)
13	1	075-20700	TORQUE PLATE
14	2	069-03100	ANCHOR BOLT
15	2	074-02900	BACK PLATE ASSEMBLY
	1	066-10500	BRAKE LINING
	2	105-00200	RIVET, BRAKE PAD
16	1	073-04200	PRESSURE PLATE ASSEMBLY
	2	066-10500	BRAKE LINING
	4	105-00200	RIVET, BRAKE PAD
17	2	MS28775-222	O-RING
18	2	062-10700	BRAKE PISTON
19	1	091-21600	CYLINDER
20	2	NAS1149F0463P	WASHER, SCREW SIZE 1/4 OD.500 ID.265 THK.063
21	2	MS21044N4	NUT, HEX LOCKING NYLON INSERT STEEL CAD 2, 1/4-28
22	4	MS20002C4	WASHER, COUNTER SUNK
23	4	MS21250H04026	BOLT, EXTERNAL WRENCHING. 10-32 UNF 3A
24	1	079-00300	SCREW BLEEDER
25	1	081-00200	SEAT BLEEDER
26	1	104-04700	FITTING
	1	MS28775-012	O-RING
27	1	6A04093-002	AXLE SPACER, MAIN WHEEL
28	1	MS21025-24	NUT, AXLE
29	1	MS24665-349	COTTER PIN

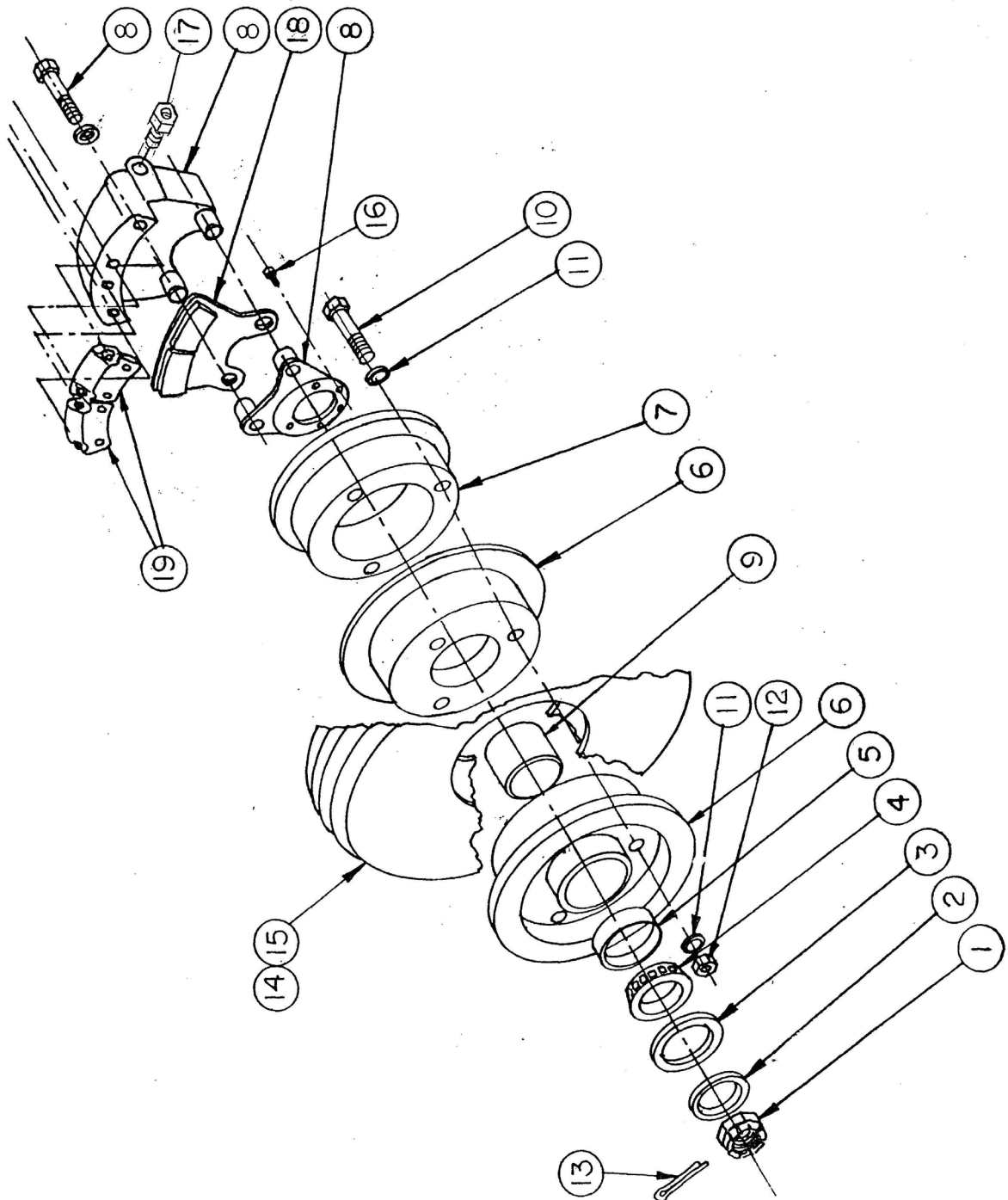
* Any alternate tire (tube type) which is TSO-approved, matches the listed tire's dimensions, and meets its speed/load/ply ratings may be used. Equivalent tubes may also be used.

BREAKOUT TABLES - WHEEL ASSEMBLY WITHOUT BRAKE AND TIRE

ITEM	QTY	PART NO.	PART DESCRIPTION
-	-	40-418-3	WHEEL ASS'Y, CLEVELAND (NAMEPLATE READS "40-418B")
3	1	067-14700	GREASE RETAINER
4	1	164-24501*	DISC, BRAKE, CHROME
5	6	AN5-35A	BOLT, 5/16-24, 3.1875 GRIP, UNDRILLED, STEEL
6	12	NAS1149D0563J	WASHER, 0.328 ID, 0.063 THK, ALUMINUM
7	6	MS21042-5	NUT, SELF LOCKING, 450°, 5/16-24 UNF
8	2	13836*	BEARING, CUP, NON-CHROME
9	2	13889*	BEARING, CONE, NON-CHROME
10	1	472439	SEAL, OUTBOARD (#50 VENT HOLE REQUIRED BEFORE INSTALL)
11	1	473232	SEAL, INBOARD
12	2	155-14300	SNAP RING

ITEM	QTY	PART NO.	PART DESCRIPTION
-	-	40-418	WHEEL ASS'Y, CLEVELAND, ALTERNATE
3	1	067-14700	GREASE RETAINER
4	1	164-24500*	DISC, BRAKE, NON-CHROME
5	6	AN5-35A	BOLT, 5/16-24, 3.1875 GRIP, UNDRILLED, STEEL
6	12	NAS1149D0563J	WASHER, 0.328 ID, 0.063 THK, ALUMINUM
7	6	MS21042-5	NUT, SELF LOCKING, 450°, 5/16-24 UNF
8	2	13836*	BEARING, CUP, CHROME
9	2	13889*	BEARING, CONE, CHROME
10	1	472439	SEAL, OUTBOARD (#50 VENT HOLE REQUIRED BEFORE INSTALL)
11	1	473232	SEAL, INBOARD
12	2	155-14300	SNAP RING

MCCAULEY MAIN GEAR WHEEL ASSEMBLY

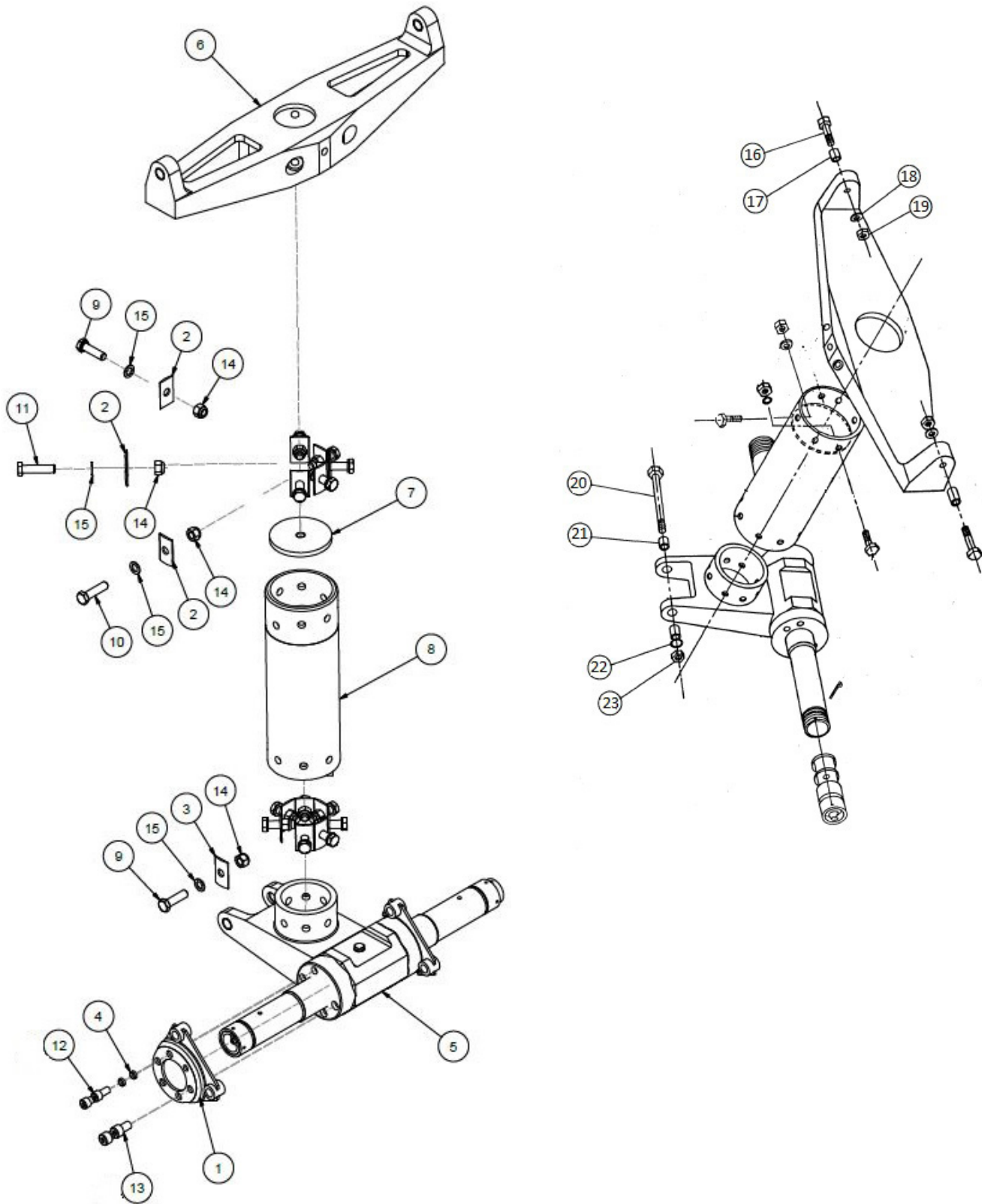


ITEM	QTY	PART NO.	PART DESCRIPTION
1	1	MS21025-024	NUT, AXLE
2	1	6A04093-002	SPACER, MAIN GEAR AXLE
3	1	472439	SEAL, OUTSIDE
	1	473232	SEAL, INSIDE
4	2	LM29749	BEARING CONE, INSIDE AND OUTSIDE
	2	LM29749CP	BEARING CONE, CHROME PLATED (OPTIONAL)
5	2	LM29710	BEARING CUP, INSIDE AND OUTSIDE
	2	LM29710CP	BEARING CUP, CHROME PLATED (OPTIONAL)
6	1	D-30660-5	ASS'Y. WHEEL, COMPLETE
7	1	164-30615-3	BRAKE DISC
8	1	30-241	ASSY. BRAKE, COMPLETE, LT
	1	D-30793-4	ASSY. BRAKE, COMPLETE, RT
	2	075-20700	BRAKE TORQUE PLATE
	8	105-00200	RIVETS
	4	MS21250H0426	BOLTS (FOR PADS)
	4	MS20002C4	BRAKE PAD BOLT WASHERS
	2	MS28775-222	"O"RING CYL.
	1	073-04200	PRESSURE PLATE WITH LINING
	2	074-02900	BACK PLATE WITH LINING
	2	069-30644	BRAKE
	1	081-00200	BLEEDER SEAT
	1	079-00300	BLEEDER
	1	183-00100	BLEEDER CAP
	2	062-10700	PISTON
	2	MS28775-222	PISTON O'RING
	1	MS28775-011	"O" RING BLEEDER
	4	069-03100	BOLT, ANCHOR, BRAKE PIN
9	1	6A04616-002	GREASE RETAINER
10	3	AN5-37A	BOLT, WHEEL HALF
11	6	NAS1149F0532P	WASHER
12	3	MS21044N5	NUT
13	1	MS24665-353	COTTER PIN
14	1	AA1E6*	TIRE 6:00 X 6-8 PLY (TYPE III)
15	1	XA1AD*	TIRE TUBE, 6.00 X X6
16	2	MS16997-96	CAP SCREW
	2	MS16997-77	CAP SCREW
17	1	6A04258-004	FITTING, ADAPTER, BRAKE LINE
	1	MS20823-4D	FTG. 45Ø
	1	MS28775-011	"O" RING
18	1	073-30113	PRESSURE PLATE WITH PADS
19	2	074-30027	BACK PLATES WITH PADS

PARTS MANUAL
8000 FLOATS ON CESSNA 208

* Any alternate tire (tube type) which is TSO-approved, matches the listed tire's dimensions, and meets its speed/load/ply ratings may be used. Equivalent tubes may also be used.

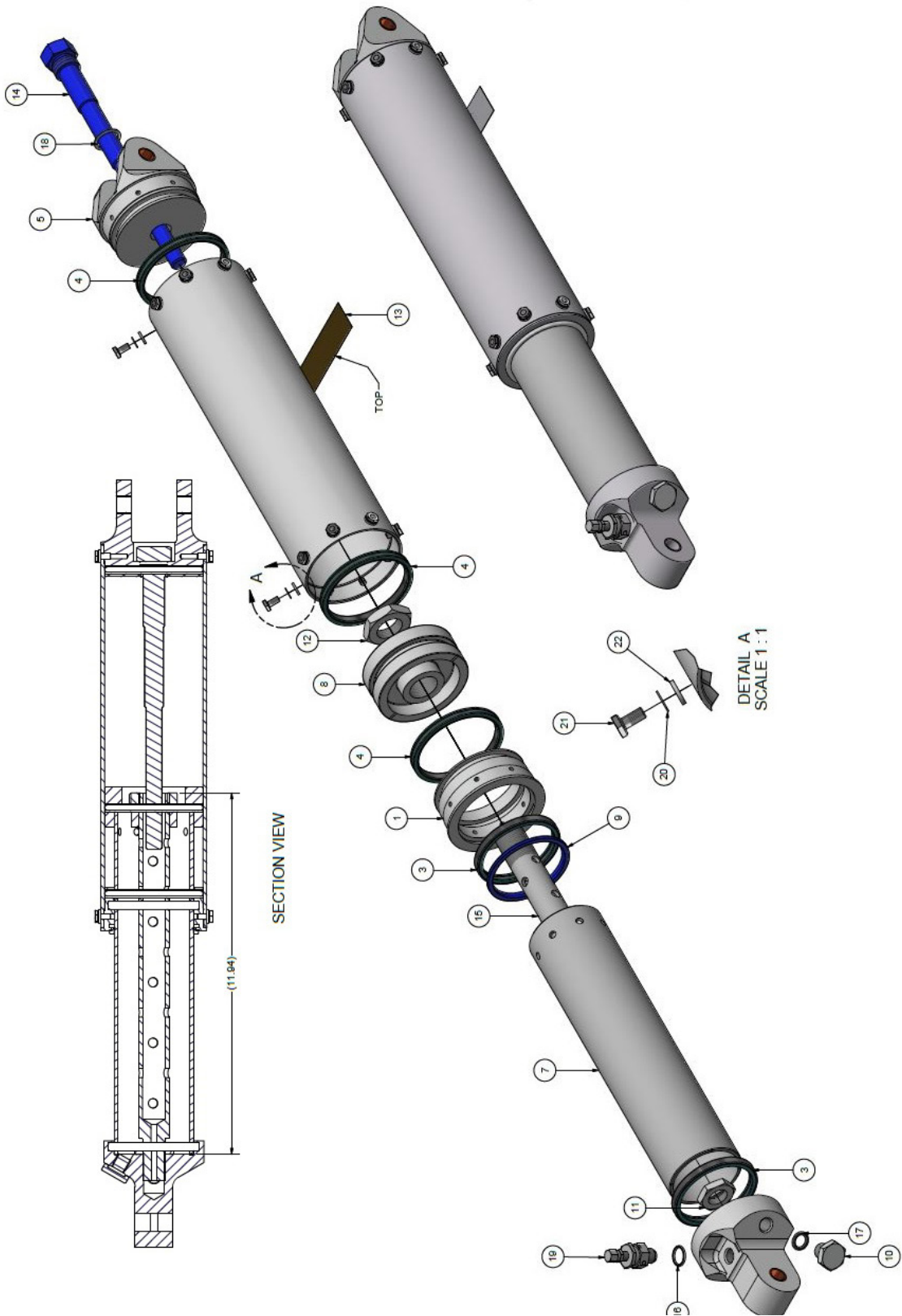
MAIN GEAR AXLE WITHOUT WHEELS ASSEMBLY



PARTS MANUAL
8000 FLOATS ON CESSNA 208

ITEM	QTY	PART NO.	PART DESCRIPTION
-	1	8A04000-019	ASSEMBLY, MAIN GEAR, W/O WHEELS
1	2	075-20700	TORQUE PLATE
2	8	1009495	WASHER, CUSTOM, DRAG BRACE, UPPER
3	8	1009496	WASHER, CUSTOM, DRAG BRACE, LOWER
4	4	30A04523-002	BUSHING, TORQUE PLATE
5	1	8A04000-021	ASSEMBLY, AXLE, MAIN GEAR
6	1	8A04103-001	ASSEMBLY, DRAG BRACE
7	1	8A04154-004	PLUG - SUPPORT DRAG BRACE TUBE
8	1	8A04296-002	TUBE - DRAG BRACE - MAIN GEAR
9	10	AN6-12A	BOLT, 3/8-24, 0.6875 GRIP, UNDRILLED, STEEL
10	2	AN6-13A	BOLT, 3/8-24, 0.8125 GRIP, UNDRILLED, STEEL
11	4	AN6-14A	BOLT, 3/8-24, .938 GRIP, UNDRILLED, STEEL
12	4	MS16997-77	SOCKET HEAD CAP SCREW
13	4	MS16997-96	SOCKET HEAD CAP SCREW
14	16	MS21044N6	NUT, LOCKING, REGULAR HEIGHT, 3/8-24 UNF
15	16	NAS1149D0663J	WASHER, 0.39 ID, 0.063 THK, ALUMINUM
16	2	AN8-30	BOLT, 1/2-20 THREAD, 2-5/16" GRIP, 3-3/32" LENGTH (NOT INCLUDED IN ASSEMBLY)
17	2	08DU12	BUSHING (NOT INCLUDED IN ASSEMBLY)
18	4	NAS1149D0863J	WASHER, 0.515 ID, 0.063 THK, ALUMINUM (NOT INCLUDED IN ASSEMBLY)
19	2	AN310-8	NUT, PLAIN, CASTELLATED, 1/2-20 UNF (NOT INCLUDED IN ASSEMBLY)
	2	MS24665-285	COTTER PIN (NOT INCLUDED IN ASSEMBLY)
20	1	NAS6208-56D	BOLT (NOT INCLUDED IN ASSEMBLY)
21	2	08DU08	BUSHING (NOT INCLUDED IN ASSEMBLY)
22	2	NAS1149D0863J	WASHER, 0.515 ID, 0.063 THK, ALUMINUM (NOT INCLUDED IN ASSEMBLY)
23	1	AN320-8	NUT, PLAIN, CASTELLATED, SHEAR, 1/2-20 UNF (NOT INCLUDED IN ASSEMBLY)
	1	MS24665-285	COTTER PIN (NOT INCLUDED IN ASSEMBLY)

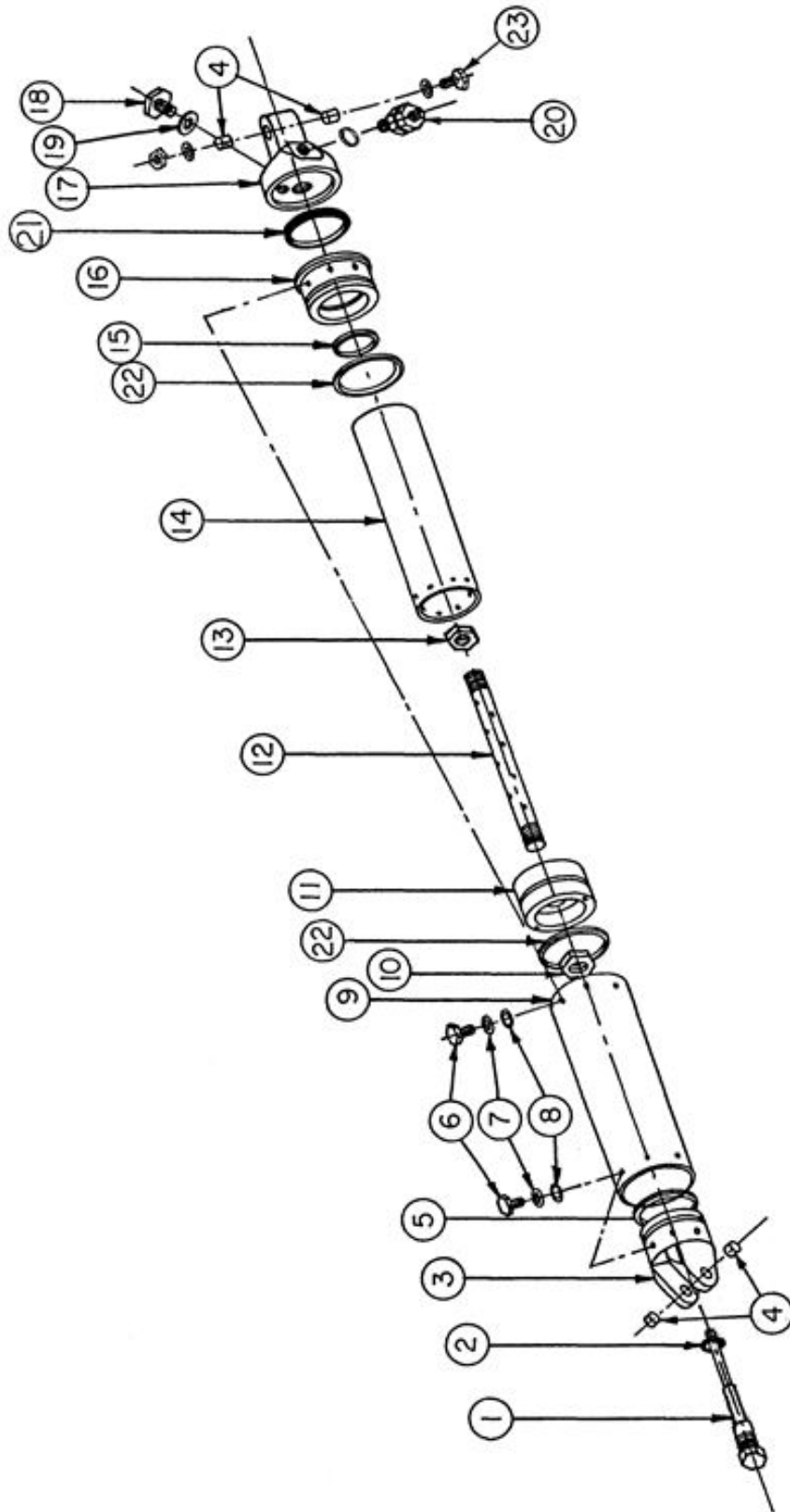
OLEO SHOCK STRUT ASSEMBLY (T-SEALS INSTALLED)



PARTS MANUAL
8000 FLOATS ON CESSNA 208

ITEM	QTY	PART NO.	PART DESCRIPTION
-	1	1002069	ASSEMBLY, SHOCK STRUT, 8000
1	1	1002017	GLAND - OUTER CYL - SHOCK STRUT
2	1	1002020	CYLINDER, OUTER, SHOCK STRUT, 8000
3	2	1002027	ROD, T-SEAL
4	3	1002028	PISTON, T-SEAL
5	1	1002650	CAP, END, SHOCK STRUT, W/BUSHINGS
6	1	1002651	CAP, TOP, SHOCK STRUT, W/BUSHINGS
7	1	1002652	CYLINDER, INNER, SHOCK STRUT, 8000
8	1	1002654	PISTON, SHOCK STRUT, 8000
9	1	1009966	WIPER, SHOCK STRUT, T-SEAL
10	1	6A04271-003	PLUG, SHOCK STRUT
11	1	6A04275-001	NUT, CHECK, SHOCK STRUT
12	1	6A04276-001	NUT, CHECK, SHOCK STRUT
13	1	6A3-2169	PLACARD, HYDRAULIC CYLINDER
14	1	8A04261-004	PIN, METERING, SHOCK STRUT, MAIN GEAR
15	1	8A04270-003	TUBE - METERING, SHOCK STRUT
16	1	MS28775-015	"O" RING
17	1	MS28775-111	"O" RING, HYDRAULIC
18	1	MS28775-116	"O" RING
19	1	MS28889-2	VALVE
20	16	MS35333-39	STAR WASHER
21	16	NAS1103-2	BOLT
22	16	NAS1149D0363J	WASHER, 0.203 ID, 0.063 THK, ALUMINUM
23	2	MS28775-336	O RING, DIA 2.855, AN6227-39 (NOT SHOWN)
24	1	NAS6208-36D	BOLT (UPPER END) (NOT SHOWN)
	2	NAS1149F0863P	WASHER, CARBON STEEL, TO FIT DIA 1/2", STANDARD THICKNESS (NOT SHOWN)
	1	AN320-8	NUT, SHEAR CASTELLATED, 1/2-20 THREAD (NOT SHOWN)
	1	MS24665-353	PIN, COTTER, 1/8" DIA, 1" LENGTH, CARBON STEEL (NOT SHOWN)

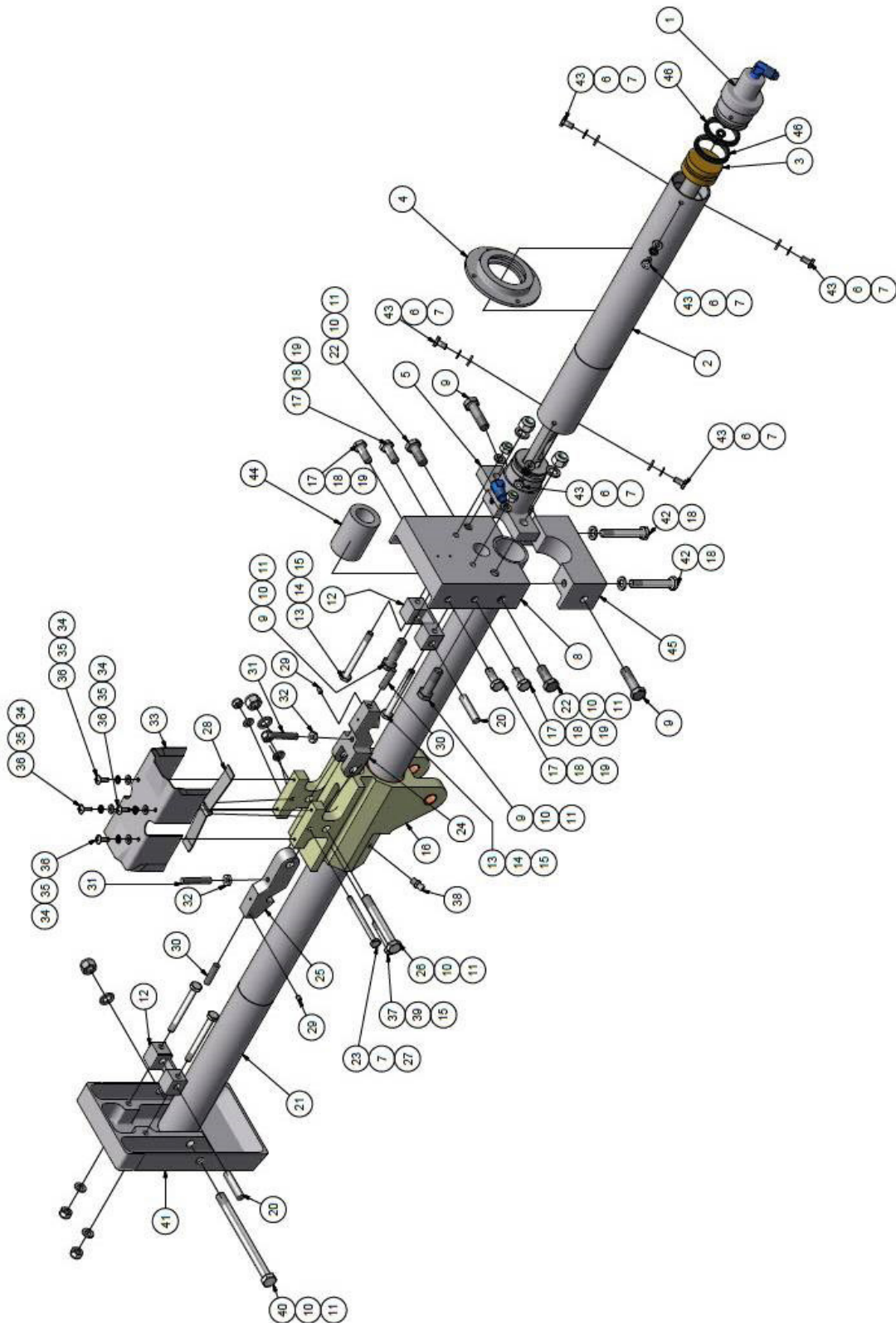
OLEO SHOCK STRUT ASSEMBLY (O-RINGS INSTALLED)



PARTS MANUAL
8000 FLOATS ON CESSNA 208

ITEM	QTY	PART NO.	PART DESCRIPTION
-	1	8A04000-020	ASSEMBLY-SHOCK STRUT
1	1	8A04261-004	METERING ROD
2	1	MS28775-116	"O"RING
3	1	6A04256-003	END CAP
4	2	08DU08	BEARING
5	1	MS28775-234	"O"RING
6	16	NAS6203-2	BOLT
7	16	MS35333-39	WASHER
8	16	NAS1149D0363J	WASHER
9	1	8A04407-003	OUTER CYLINDER
	1	6A3-2169	PLACARD
10	1	6A04276-001	NUT-CHECK
11	1	8A04256-005	PISTON-SHOCK STRUT
12	1	8A04270-003	TUBE METERING
13	1	6A04275-001	NUT-CHECK
14	1	8A04538-002	INNER CYLINDER
15	1	MS28775-334	"O"RING
16	1	6A04296-001	GLAND-OUTER CYLINDER
17	1	6A04256-002	END CAP-OLEO
	1	MS28775-231	"O" RING
18	1	6A04271-003	CAP
19	1	MS28775-111	"O"RING
20	1	MS28889-2	VALVE
	1	MS28775-015	"O" RING
21	1	6A04743-001	WIPER
22	2	MS28775-336	"O"RING
23	1	NAS6208-36D	BOLT (UPPER END)
	2	NAS1149F0863P	WASHER
	1	AN320-8	NUT
	1	MS24665-353	COTTER PIN

MAIN GEAR SLIDE TUBE ASSEMBLY (T-SEALS INSTALLED)

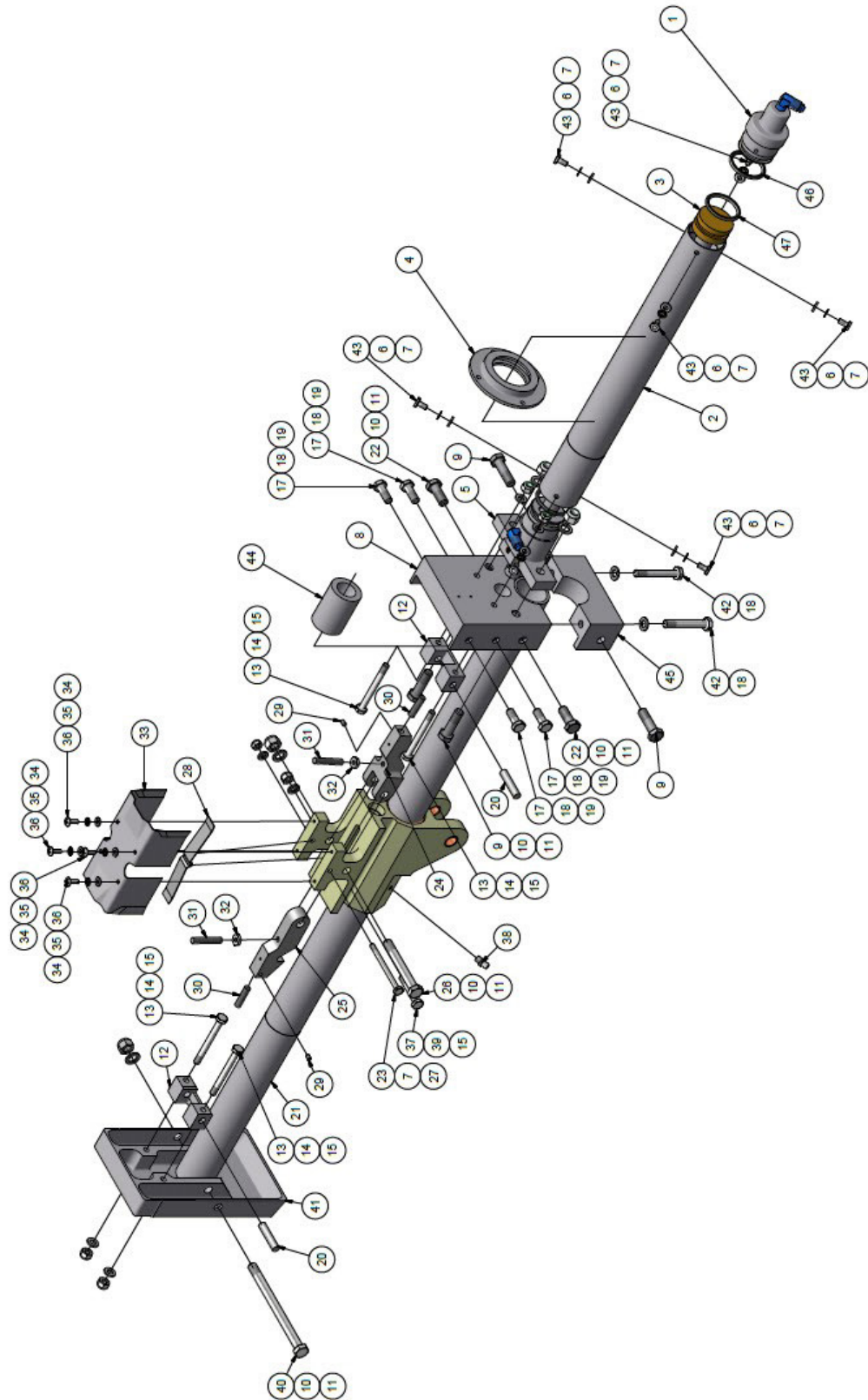


PARTS MANUAL
8000 FLOATS ON CESSNA 208

ITEM	QTY	PART NO.	PART DESCRIPTION
1	-	1002236	ASS'Y., END CAP, CYLINDER
	1	1002011	END CAP, CYLINDER
	1	MS20822-4D	ELBOW, PIPE TO TUBE
2	1	1002023	CYLINDER, OUTSIDE
3	1	1002640	ASS'Y, RAM, MAIN GEAR, 8000
4	1	6A05181-001	RING, CYLINDER, SUPPORT
	1	MS28775-327	"O" RING
5	-	1002235	ASS'Y, CYLINDER FLANGE, MAIN GEAR
	1	1002008	FLANGE, CYLINDER, MAIN GEAR RAM
	1	1214K1	VALVE
	1	6A05580-004	WIPER, MAIN GEAR
	1	8880410	WIPER
	1	MS20822-4D	FITTING, 90° ELBOW
	1	1002231	ROD, T-SEAL
6	8	MS35333-39	LOCK WASHER
7	9	NAS1149D0363J	WASHER
8	1	6A05208-001	FITTING, AFT, SLIDE TUBE
9	4	AN6-12A	BOLT
10	6	NAS1149D0663J	WASHER
11	6	MS21044N6	NUT
12	2	6A05193-001	CATCH, LOCK HOOK
13	4	AN4-24A	BOLT
14	4	NAS1149D0463J	WASHER
15	5	MS21044N4	NUT
16	-	1002642	ASS'Y, CARRIAGE, W/BUSHINGS
	1	1002621	CARRIAGE, MAIN GEAR
	2	26DU16	BUSHING (LARGE)
	2	O8DU08	BUSHING (SMALL)
17	4	AN5-6A	BOLT
18	8	NAS1149D0563J	WASHER
19	4	MS21044N5	NUT
20	2	6A05702-008	PIN, MAIN GEAR LOCK
21	1	8A05402-004	TUBE, SLIDE, MAIN GEAR, CARRIAGE
22	2	AN6-7A	BOLT
23	1	AN3-25A	BOLT
24	1	6A05042-001	HOOK - MAIN GEAR LOCK (AFT)
25	1	6A05041-001	HOOK - MAIN GEAR LOCK (FWD)
26	1	AN6-26A	BOLT
27	1	MS21044N3	NUT
28	1	6A05533-001	SPRING, MAIN GEAR LOCK
29	2	1032NFX3/16	SET SCREW, 10-32 X 3/16 S.S. CP

ITEM	QTY	PART NO.	PART DESCRIPTION
30	2	3A05701-001	MAGNET
31	2	6A05087-001	LOCK, SET SCREW, HOLLOW
32	2	AN316-4R	NUT
33	1	6A05158-019	COVER, SLIDE TUBE TRUCK
34	4	NAS1149DN832J	WASHER
35	4	MS35333-38	LOCK WASHER
36	4	AN526-832R8	SCREW
37	1	AN4-14A	BOLT
38	1	1095K41	GREASE ZERK
39	1	NAS1149F0463P	WASHER
40	1	AN6-47A	BOLT
41	1	6A01201-001	FITTING, FWD, SLIDE TUBE
42	2	AN5H20A	BOLT
43	8	NAS1103-2	BOLT
44	1	6A05259-002	END, SLIDE TUBE
45	1	8A05195-001	CAP, SLIDE TUBE, AFT
46	2	1002229	T-SEAL

MAIN GEAR SLIDE TUBE ASSEMBLY (O-RINGS INSTALLED)

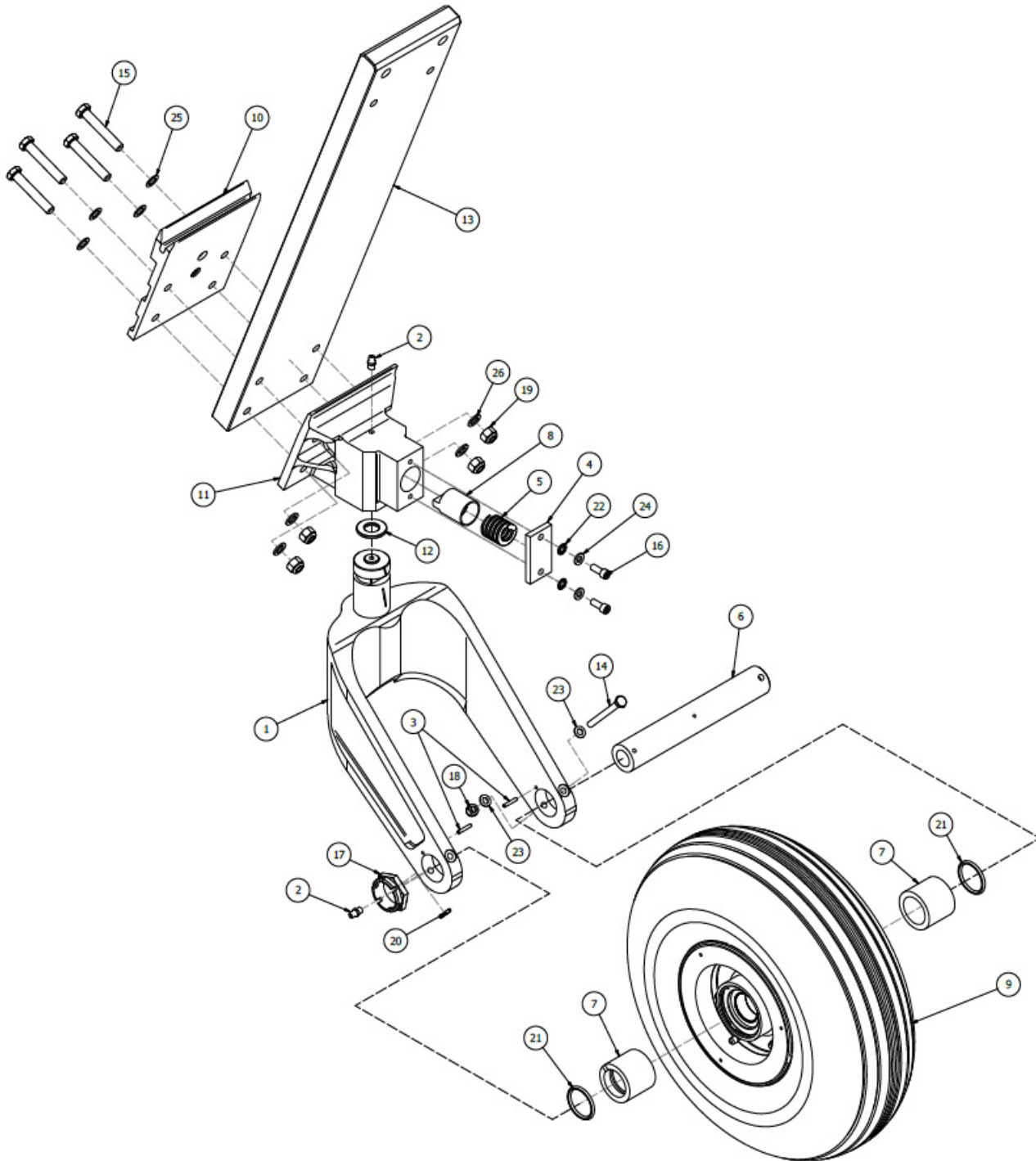


ITEM	QTY	PART NO.	PART DESCRIPTION
1	-	6A05000-007	ASSY. END CAP-CYLINDER
	1	6A05268-001	END CAP, CYLINDER
	1	MS20822-4D	ELBOW, PIPE TO TUBE
2	1	8A05116-003	CYLINDER-OUTSIDE
3	1	8A05000-010	RAM ASSEMBLY
4	1	6A05181-001	RING-CYLINDER-SUPPORT
	1	MS28775-327	O RING, DIA 1.725
5	-	6A05000-008	ASSY. FLANGE-CYLINDER END
	1	6A05199-001	FLANGE, CYLINDER, MAIN GEAR RAM
	1	1214K1	VALVE
	1	6A05580-004	WIPER, MAIN GEAR
	1	MS20822-4D	FITTING, 90° ELBOW
	1	M83461/1-314	O-RING
	1	8880410	WIPER 3/4" IDX1-1/8" OD
6	8	MS35333-39	LOCK WASHER
7	9	NAS1149D0363J	WASHER
8	1	6A05208-001	FITTING, AFT, SLIDE TUBE
9	4	AN6-12A	BOLT
10	6	NAS1149D0663J	WASHER
11	6	MS21044N6	NUT
12	2	6A05193-001	HOLDER - HOOK PIN
13	4	AN4-24A	BOLT
14	4	NAS1149D0463J	WASHER
15	5	MS21044N4	NUT
16	-	6A05000-037	ASSEMBLY, CARRIAGE, W/BUSHINGS
	1	6A05309-001	CARRIAGE, MAIN GEAR
	2	26DU16	BUSHING (LARGE)
	2	O8DU08	BUSHING (SMALL)
17	4	AN5-6A	BOLT
18	6	NAS1149D0563J	WASHER
19	4	MS21044N5	NUT
20	2	6A05702-008	PIN, MAIN GEAR LOCK
21	1	8A05402-004	TUBE, SLIDE, MAIN GEAR, CARRIAGE
22	2	AN6-7A	BOLT
23	1	AN3-25A	BOLT
24	1	6A05042-001	HOOK - MAIN GEAR LOCK (AFT)
25	1	6A05041-001	HOOK - MAIN GEAR LOCK (FWD)
26	1	AN6-26A	BOLT
27	1	MS21044N3	NUT
28	1	6A05533-001	SPRING, MAIN GEAR LOCK
29	2	1032NFX3/16	SET SCREW, 10-32 X 3/16 S.S. CP

PARTS MANUAL
8000 FLOATS ON CESSNA 208

ITEM	QTY	PART NO.	PART DESCRIPTION
30	2	3A05701-001	MAGNET
31	2	6A05087-001	SCREW, ADJUSTING, MAIN GEAR LOCK
32	2	AN316-4R	NUT
33	1	6A05158-019	COVER, SLIDE TUBE TRUCK
34	4	NAS1149DN832J	WASHER
35	4	MS35333-38	LOCK WASHER
36	4	AN526-832-8	SCREW
37	1	AN4-14A	BOLT
38	1	1095K41	GREASE ZERK
39	1	NAS1149F0463P	WASHER
40	1	AN6-47A	BOLT
41	1	6A01201-001	FITTING, FWD, SLIDE, TUBE
42	2	AN5H20A	BOLT
43	8	NAS1103-2	BOLT
44	1	6A05259-002	END, SLIDE TUBE
45	1	8A05195-001	CAP FITTING, AFT, SLIDE TUBE
46	1	MS28775-220	O RING, DIA 1.359
47	1	MS28775-219	O RING, DIA 1.296

NOSE GEAR WHEEL ASSEMBLY, SINGLE-PIECE FORK (BACKWARDS COMPATIBLE)



PARTS MANUAL
8000 FLOATS ON CESSNA 208

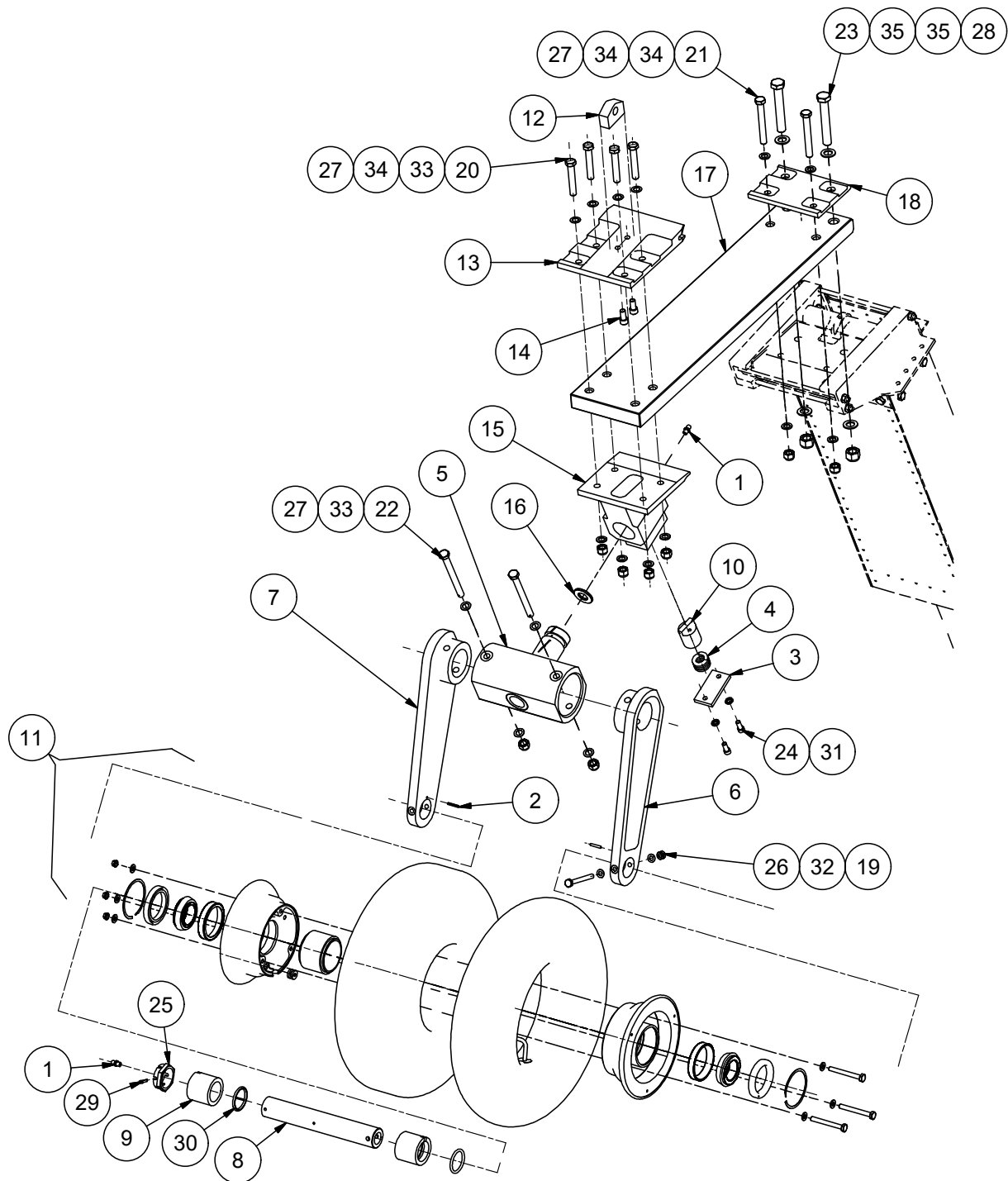
ITEM	QTY	PART NO.	PART DESCRIPTION
-	1	1012042	ASSEMBLY, NOSE FORK AND PIVOT (208)
1	1	1012040	ASSEMBLY, NOSE FORK WITH PIN (SEE DETAIL)
2	2	1095K41	COMMON GREASEZERK
3	2	215-125-0750	PIN, ROLL, 1/8 X 3/4, SPRING
4	1	3A06037-001	CAP - PIVOT BLOCK
5	1	3A06525-002	SPRING, CENTERING, NOSE GEAR
6	1	6A06265-001	AXLE - NOSE WHEEL
7	2	6A06268-002	SPACER
8	1	6A06512-002	RETAINER, NOSE GEAR PIVOT
9	1	8A06000-008	NOSE WHEEL ASSY
	1	301-018-420*	TIRE, 5.00X5 10 PLY
	1	XA1AC*	TUBE, 5.00X5
	1	1003233	WHEEL ASSEMBLY WITHOUT TIRE (SEE FOLLOWING PAGES FOR BREAKDOWNS)
10	1	8A06000-029	ASSEMBLY, PLATE, TOW LUG
11	1	8A06308-001	BLOCK, PIVOT, NOSE GEAR
12	1	8A06600-001	WASHER - THRUST
13	1	8A06626-001	SPRING, NOSE GEAR
14	1	AN4-25A	BOLT, 1/4-28, 2.1875 GRIP, UNDRILLED, STEEL
15	4	AN6-21A	BOLT, 3/8-24, 1.5625 GRIP, UNDRILLED, STEEL
16	2	MS16997-60	SOCKET HEAD CAP SCREW
17	1	MS21025-20	NUT, AXLE
18	1	MS21044N4	NUT, LOCKING, REGULAR HEIGHT, 1/4-28 UNF
19	4	MS21044N6	NUT, LOCKING, REGULAR HEIGHT, 3/8-24 UNF
20	1	MS24665-349	COTTER PIN
21	2	MS28775-218	"O" RING
22	2	MS35333-40	STAR WASHER
23	2	NAS1149F0432P	WASHER, 0.265 ID, 0.032 THK, STEEL
24	2	NAS1149F0463P	WASHER, 0.265 ID, 0.063 THK, STEEL
25	4	NAS1149F0632P	WASHER, 0.39 ID, 0.032 THK, STEEL
26	4	NAS1149F0663P	WASHER, 0.39 ID, 0.063 THK, STEEL

NOSE FORK WITH PIN ASSEMBLY (BACKWARDS COMPATIBLE)



ITEM	QTY	PART NO.	PART DESCRIPTION
-	1	1012040	ASSEMBLY, NOSE FORK WITH PIN
1	1	1011759	NOSE FORK, WITHOUT PIN
2	1	6A06501-001	CASTOR PIN, NOSE GEAR

NOSE GEAR WHEEL ASSEMBLY, THREE-PIECE FORK (*DISCONTINUED, FOR REFERENCE ONLY)

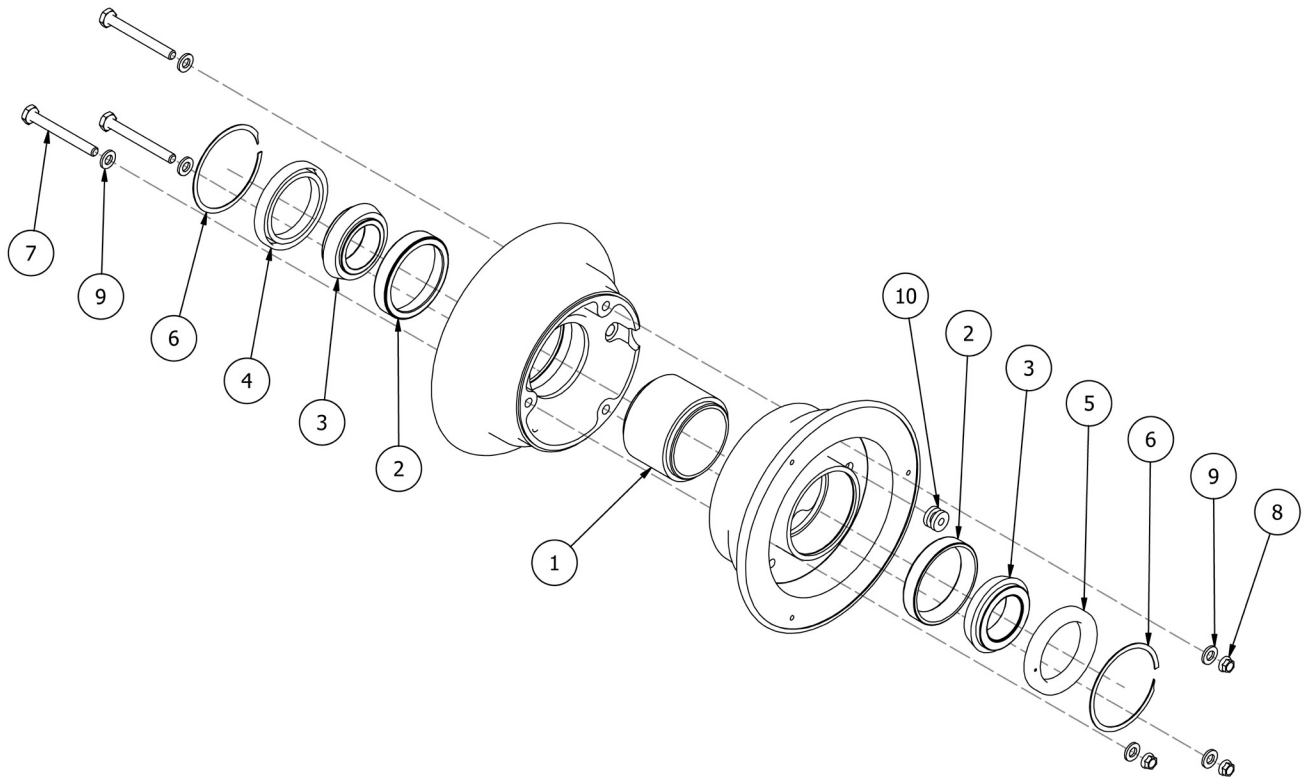


* THREE-PIECE FORK COMPONENTS (ITEMS 5-7) HAVE BEEN DISCONTINUED.
OTHERS ARE CROSS-COMPATIBLE.

ITEM	QTY	PART NO.	PART DESCRIPTION
1	2	1095K41	COMMON GREASEZERK
2	2	215-125-0750	PIN, ROLL, 1/8 X 3/4, SPRING
3	1	3A06037-001	CAP - PIVOT BLOCK
4	1	3A06525-002	SPRING
5	1	8A06000-006	YOKE ASSY (DISCONTINUED)
6	1	6A06199-003	LEG, NOSE WHEEL FORK, LEFT (DISCONTINUED)
7	1	6A06199-004	LEG, NOSE WHEEL FORK, RIGHT (DISCONTINUED)
8	1	6A06265-001	AXLE - NOSE WHEEL
9	2	6A06268-002	SPACER
10	1	6A06512-002	RETAINER, NOSE GEAR PIVOT
11	1	8A06000-008	NOSE WHEEL ASSY WITH TIRE
	1	301-018-420*	TIRE, 5.00X5 10 PLY
	1	XA1AC*	TUBE, 5.00X5
	1	1003233	NOSE WHEEL ASSEMBLY WITHOUT TIRE (SEE FOLLOWING PAGES FOR BREAKDOWNS)
12	1	6A06202-001	BLOCK, ATTACH, TOWING
13	1	8A06210-002	PLATE, BEARING, NOSE SPRING
14	2	MS16997-78	SOCKET HEAD CAP SCREW
15	1	8A06308-001	BLOCK, PIVOT, NOSE GEAR
16	1	8A06600-001	WASHER - THRUST
17	1	8A06626-001	SPRING, NOSE GEAR
18	1	8A07212-001	PLATE - BEARING, NOSE SPRING
19	1	AN4-25A	BOLT, 1/4-28 THREAD, 2-3/16" GRIP, 2-21/32 LENGTH
20	4	AN6-21A	BOLT, AIRFRAME, 3/8-24 THREAD, 1-9/16" GRIP, 2-13/64 LENGTH
21	2	AN6-27A	BOLT, AIRFRAME, 3/8-24 THREAD, 2-5/16" GRIP, 2-61/64 LENGTH
22	2	AN6-37A	BOLT, AIRFRAME, 3/8-24 THREAD, 3-5/16" GRIP, 3-61/64 LENGTH
23	2	AN8-31A	BOLT, AIRFRAME, 1/2-20 THREAD, 2-7/16" GRIP, 3-7/32" LENGTH
24	2	MS16997-60	SOCKET HEAD CAP SCREW
25	1	MS21025-20	NUT, AXLE
26	1	MS21044N4	NUT, HEX LOCKING NYLON INSERT STEEL CAD 2, 1/4-28
27	8	MS21044N6	NUT, NYLON INSERT, 250 DEG, STEEL, 0.375-24 THREAD
28	2	MS21044N8	NUT, 1/2-20 THREAD, NYLON INSERT, 250 DEG.
29	1	MS24665-349	COTTER PIN
30	2	MS28775-218	"O" RING
31	2	MS35333-40	STAR WASHER
32	2	NAS1149F0432P	WASHER, AIRFRAME, CARBON STEEL, TO FIT DIA 1/4"
33	8	NAS1149F0632P	WASHER
34	8	NAS1149F0663P	WASHER
35	4	NAS1149F0863P	WASHER, AIRFRAME, CARBON STEEL, TO FIT DIA 1/2"

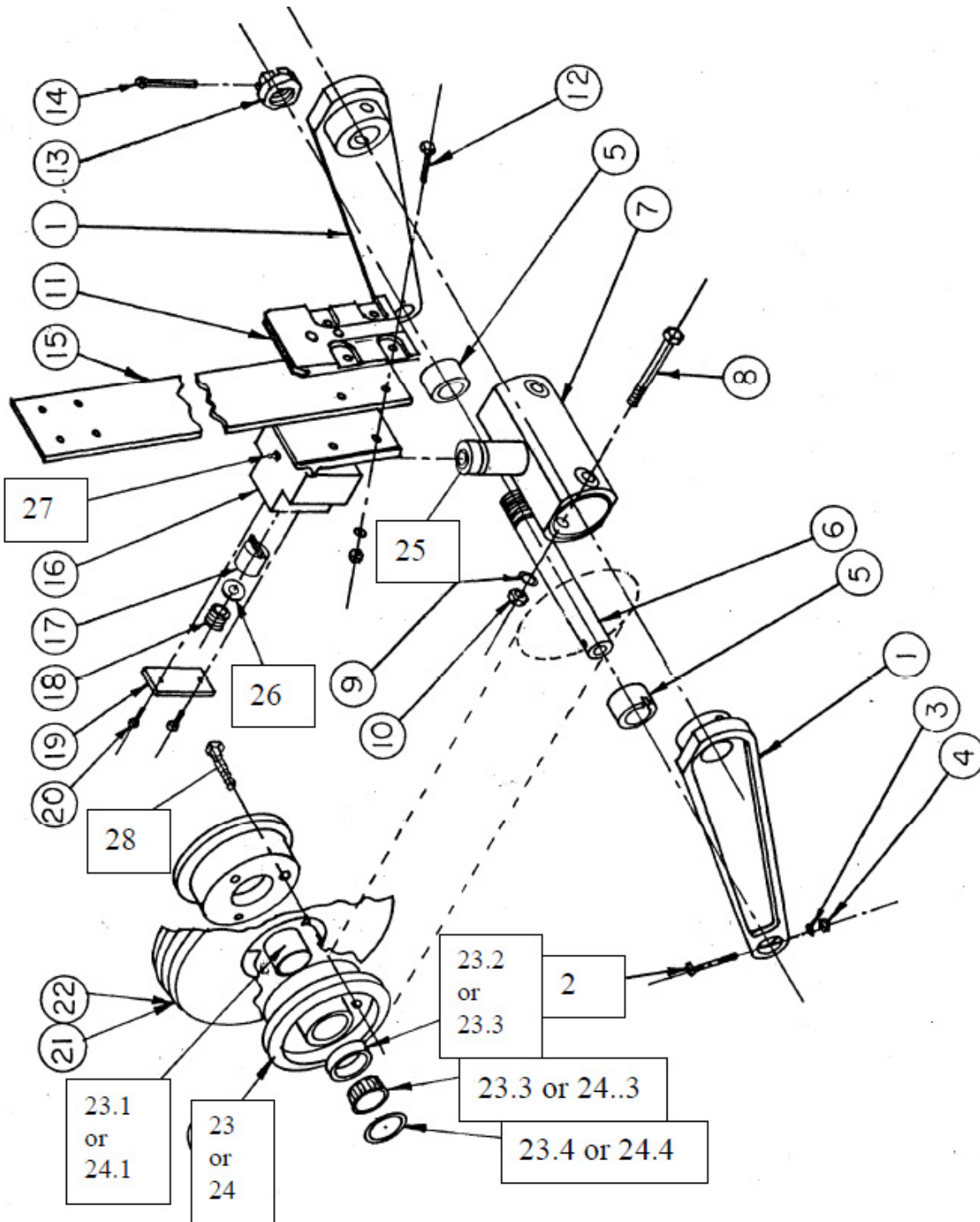
* Any alternate tire (tube type) which is TSO-approved, matches the listed tire's dimensions, and meets its speed/load/ply ratings may be used. Equivalent tubes may also be used.

NOSE WHEEL ASSEMBLY WITHOUT TIRE



ITEM	QTY	PART NO.	PART DESCRIPTION
-	1	1003233	ASSEMBLY, NOSE WHEEL WITHOUT TIRE (REWORKED CLEVELAND P/N 40-87H WITH DRAIN HOLES, EXPANDED SEALS)
1	1	1003232	RETAINER, GREASE, NOSE WHEEL
2	2	08231	CUP, BEARING, TIMKEN
3	2	08125	BEARING, STL, TIMKEN
4	1	1003547	SEAL, BEARING, WHEEL, INBOARD
5	1	1003548	SEAL, NOSE WHEEL, OUTBOARD (INCLUDES #50 VENT HOLE)
6	2	155-00200	RING, SNAP
7	3	AN4-22A	BOLT, 1/4-28 THREAD, 1-13/16" GRIP, 2-9/32" LENGTH
8	3	MS21042-4	NUT, SELF LOCKING, 1/4-28, REDUCED HEIGHT
9	6	NAS1149F0463P	WASHER, SCREW SIZE 1/4 OD.500 ID.265 THK.063
10	1	217-00100	GROMMET, AIR VALVE STEM

**(OBSOLETE) MCCAULEY NOSE GEAR LOWER END ASSEMBLY
(DISCONTINUED)**

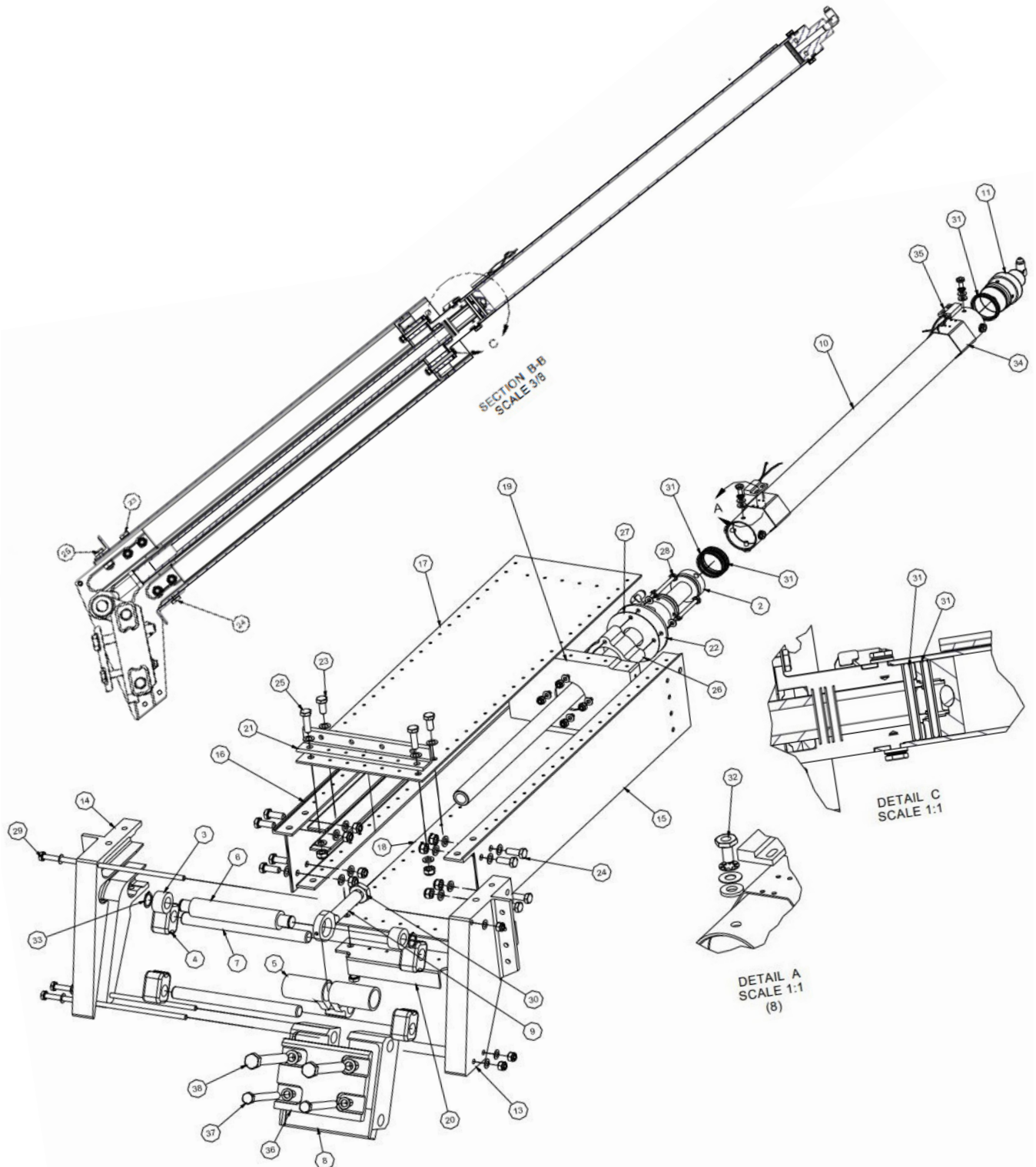


PARTS MANUAL
8000 FLOATS ON CESSNA 208

ITEM	QTY	PART NO.	PART DESCRIPTION
1	1	6A06199-004	LEG-NOSE FORK (RIGHT)
	1	6A06199-003	LEG-NOSE FORK (LEFT)
	2	215-125-0750	ROLL PIN
2	2	AN4-25A	BOLT
3	1	NAS1149D0463J	WASHER
	1	NAS1149D0416J	WASHER
4	1	MS21044N4	NUT
5	2	6A06268-002	SPACER-AXLE
	2	215-125-0750	ROLL PIN
	2	MS28775-218	"O" RING
6	1	6A06265-001	AXLE
	1	1095K41	ZERK
7	1	6A06000-006	YOKE ASSEMBLY
8	2	AN6-37A	BOLT
9	2	NAS1149D0663J	WASHER
10	2	MS21044N6	NUT
11	1	8A06000-029	PLATE ASS'Y W/ TOW LUG
	1	8A06210-002	PLATE-NOSE SPRING
	1	6A06202-001	LUG
	2	MS16997-77	SCREWS (FOR TOW LUG)
12	4	AN6-21A	BOLT
	4	NAS1149D0663J	WASHER
	4	MS21044N6	NUT
13	1	MS21025-20	NUT-WHEEL-RETAINING
14	1	MS24665-351	COTTER PIN
15	1	8A06626-001	NOSE SPRING
16	1	8A06308-001	PIVOT BLOCK
17	1	6A06512-002	RETAINER PIVOT CENTERING
18	1	3A06525-002	SPRING
19	1	3A06037-001	CAP
20	2	MS16997-60	SCREW
	2	MS35333-40	LOCK-WASHER
21	1	301-018-420	TIRE 5:00 X 5 10 PLY (TYPE III)
22	1	XA1AC	TUBE
23	1	1003233	ASSEMBLY NOSE WHEEL (NEWER STYLE, MACHINED INNER RIM) (NOT SHOWN)
23.1	1	6A06616-003	GREASE RETAINER
23.2	2	08231	BEARING CUP
23.3	2	08125	BEARING CONE
23.4	1	1003547	GREASE SEAL, INNER
	1	1003548	GREASE SEAL, OUTER

ITEM	QTY	PART NO.	PART DESCRIPTION
24	1	6A06000-028	ASSEMBLY NOSE WHEEL (OLD STYLE, RAISED INNER RIM)
24.1	1	6A06616-003	GREASE RETAINER
24.2	2	LM67010	BEARING CUP (OLD STYLE)
	2	08125	BEARING CUP (NEW STYLE)
24.3	2	LM67048	BEARING CONE (OLD STYLE)
	2	08231	BEARING CONE (NEW STYLE)
24.4	2	473237	GREASE SEAL (OLD STYLE)
	1	1003547	GREASE SEAL INNER (NEW STYLE)
	1	1003548	GREASE SEAL OUTER (NEW STYLE)
25	1	8A06600-001	WASHER THRUST
26	2	NAS1149F0763P	WASHER (OPT.)
27	1	1095K41	GREASE FITTING
28	3	AN5-22A	BOLT
	6	NAS1149F0563P	WASHER
	3	MS21044N5	NUT

NOSE GEAR ASSEMBLY (T-SEALS INSTALLED)

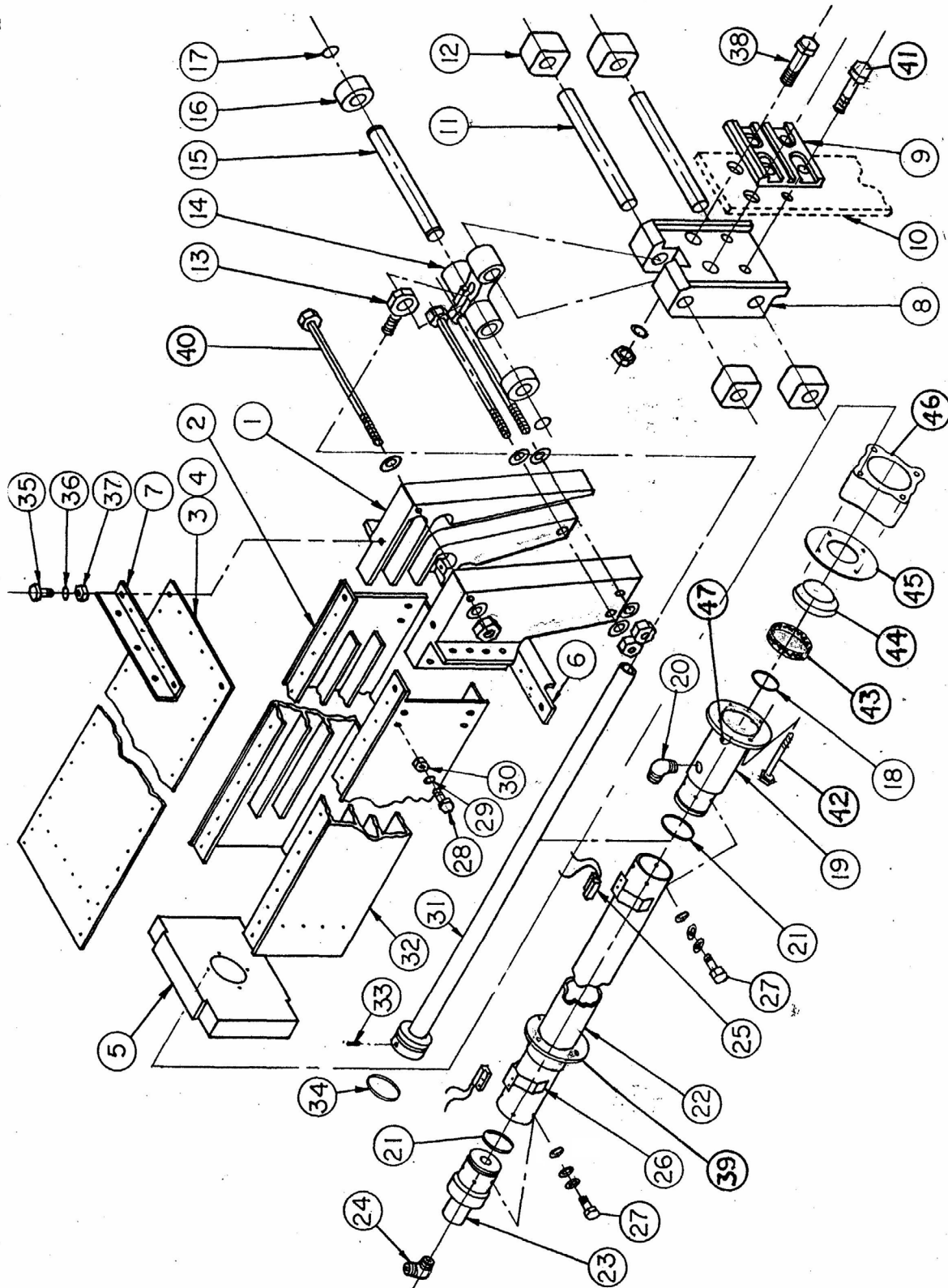


ITEM	QTY	PART NO.	PART DESCRIPTION
1	1	1002262	ACTUATOR AND NOSE BOX COMPLETE
2	1	6A07000-008	ASSY RAM, NOSE GEAR
3	2	6A07544-001	ROLLER, TRACK
4	4	6A07603-001	BLOCK, SLIDE, TROLLEY
5	1	8A07185-002	LINK, NOSE GEAR RAM
6	1	8A07505-001	AXLE, LINK
7	2	8A07534-003	AXLE, NOSE GEAR TROLLEY
8	1	8A07188-001	TROLLEY
9	1	8A07257-002	ROD END, NOSE GEAR RAM
10	1	1002024	RAM NOSE CYLINDER
11	1	1002236	ASSY. CYL. END CAP
12	1	1002261	ASSY NOSE BOX (WITHOUT ACTUATOR)
13	1	8A07337-003	TRACK END LH
14	1	8A07337-004	TRACK END RH
15	1	8A07364-003	SIDE TRACK, NOSE GEAR LH
16	1	8A07364-004	SIDE TRACK, NOSE GEAR RH
17	1	8A07156-037	SKIN, NOSE BOX TOP
18	1	8A07156-038	SKIN, NOSE BOX BOTTOM
19	1	8A07201-002	END CAP, NOSE BOX
20	1	8A07357-038	ANGLE, NOSE BOX, BOTTOM
21	1	8A07427-004	ANGLE, NOSE BOX, TOP
22	1	1002237	CYLINDER FLANGE ASSY COMPLETE
23	12	AN5-5A	BOLT
24	10	AN5-6A	BOLT
	8	NAS1149D0563J	WASHER
	10	NAS1149D0516J	WASHER
	8	MS21044N5	NUT
25	2	AN5-10A	BOLT
	2	NAS1149D0563J	WASHER
	2	NAS1149D0516J	WASHER
	2	MS21044N5	NUT
26	1	6A07264-003	SPACER, FLANGE CYL.
27	8	6A07158-129	PLATE, FLANGE
28	4	AN3-17A	BOLT
	8	NAS1149F0332P	WASHER
	4	MS21044N3	NUT
29	3	AN4-81A	BOLT
	6	NAS1149D0416J	WASHER
	3	MS21044N4	NUT
30	1	AN316-10R	NUT
31	3	1002229	T-SEAL, PISTON

PARTS MANUAL
8000 FLOATS ON CESSNA 208

ITEM	QTY	PART NO.	PART DESCRIPTION
32	8	NAS1103-2	BOLT
	8	NAS1149D0363J	WASHER
	8	NAS1149D0316J	WASHER
	8	MS35333-39	STAR WASHER
33	2	5100-62H	SNAP RING
34	2	3A07005-178	CLIP SWITCH
35	2	5801	SWITCH, SENSOR
36	1	8A07212-001	PLATE-BEARING, NOSE SPRING
37	2	AN6-27A	BOLT
	4	NAS1149F0663P	WASHER
	2	MS21044N6	NUT
38	2	AN8-31A	BOLT
	4	NAS1149F0763P	WASHER
	2	MS21044N8	NUT

NOSE GEAR ASSEMBLY (O-RINGS INSTALLED)



PARTS MANUAL
8000 FLOATS ON CESSNA 208

ITEM	QTY	PART NO.	PART DESCRIPTION
-	1	8A07000-006	NOSE GEAR ASSEMBLY COMPLETE
1	1	8A07337-003	TRACK FRONT-LEFT
	1	8A07337-004	TRACK FRONT-RIGHT
2	1	8A07364-003	TRACK SIDE-LEFT
3	1	8A07156-037	BOX COVER TOP
4	1	8A07156-038	BOX COVER BOTTOM
5	1	8A07201-002	END CAP
6	1	8A07357-038	ANGLE-NOSE BOX LOWER
7	1	8A07427-004	ANGLE-NOSE BOX UPPER
8	1	8A07188-001	TROLLEY
9	1	8A07212-001	PLATE BEARING
10	1	8A06626-001	NOSE SPRING
11	2	8A07534-003	AXLE TROLLEY
12	4	6A07603-001	BLOCKS TROLLEY
13	1	8A07257-002	ROD END
	1	AN316-10R	JAM NUT
14	1	8A07185-002	LINK RAM END
15	1	8A07505-001	AXLE
16	2	6A07544-001	ROLLER
17	2	5100-62H	SNAP RING
18	1	M83461/1-316	O-RING, HYDRAULIC, PACKING, .850 I.D.
19	1	6A07264-002	FLANGE-NOSE CYLINDER
20	1	MS20822-4D	ELBOW
21	2	MS28775-220	"O" RING
22	1	6A07116-002	CYLINDER
23	1	6A05268-001	END CAP
24	1	MS20822-4D	ELBOW
25	2	5801	SWITCH SENSOR
26	2	3A07005-178	MOUNT-SWITCH
27	8	NAS6203-2	BOLT
	8	NAS1149D0363J	WASHER THICK
	8	NAS1149D0316J	WASHER THIN
	8	MS35333-39	WASHER-LOCK
28	10	AN5-6A	BOLT
29	10	NAS1149D0563J	WASHER
	12	NAS1149D0516J	WASHER
30	8	MS21044N5	NUT
31	1	6A07000-008	ASSEMBLY RAM
32	1	8A07364-004	TRACK-SIDE (RIGHT)
33	1	3A05701-001	MAGNET
34	1	MS28775-219	"O" RING

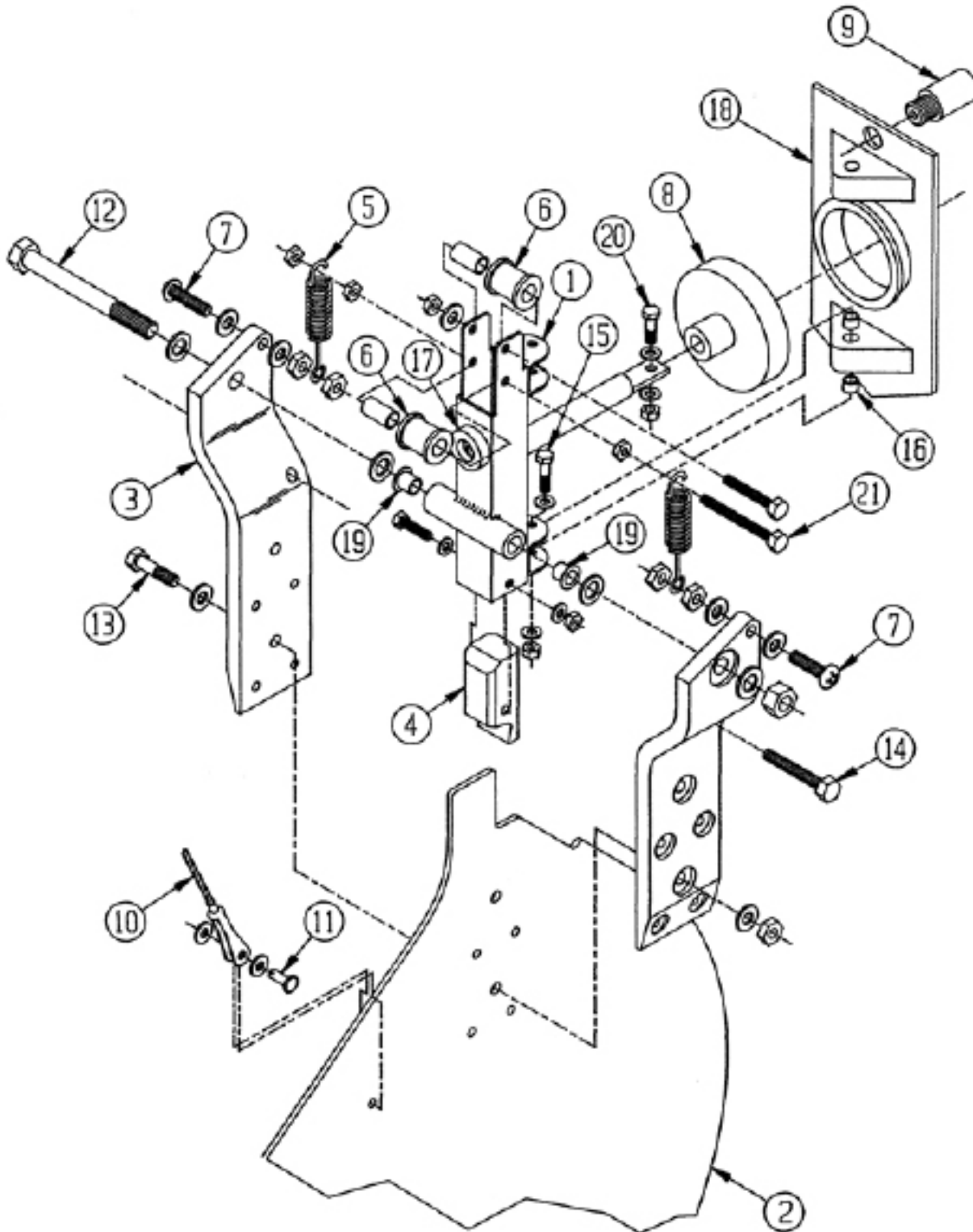
ITEM	QTY	PART NO.	PART DESCRIPTION
35	2	AN5-10A	BOLT
36	4	NAS1149D0516J	WASHER
37	2	MS21044N5	NUT
38	2	AN8-31A	BOLT
	4	NAS1149F0763P	WASHER
	2	MS21044N8	NUT
39	1	6A05181-001	SUPPORT RING CYLINDER
	1	MS28775-327	"O" RING
40	3	AN4-81A	BOLT
	3	NAS1149F0432P	WASHER
	3	MS21044N4	NUT
41	2	AN6-27A	BOLT
	4	NAS1149F0663P	WASHER
	2	MS21044N6	NUT
42	4	AN3-17A	BOLT
	4	NAS1149F0363P	WASHER
	4	MS21044N3	NUT
43	1	6A07580-005	WIPER FELT
44	1	8880510	WIPER NYLON
45	1	6A07158-129	PLATE
46	1	6A07264-003	SPACER
47	1	1205K12	OILER FILLER

SECTION 9 WATER RUDDER, STEERING, AND RETRACT CABLES

CONTENTS

WATER RUDDER BLADE INSTALLATION	86
WATER RUDDER STEERING SYSTEM	89
WATER RUDDER RETRACT & PULLEY BRACKETS	92
PULLEY BRACKETS - WATER RUDDER CONTROL.....	95
INSTALLATION ELEVATOR DOWN STOP	98

WATER RUDDER BLADE INSTALLATION

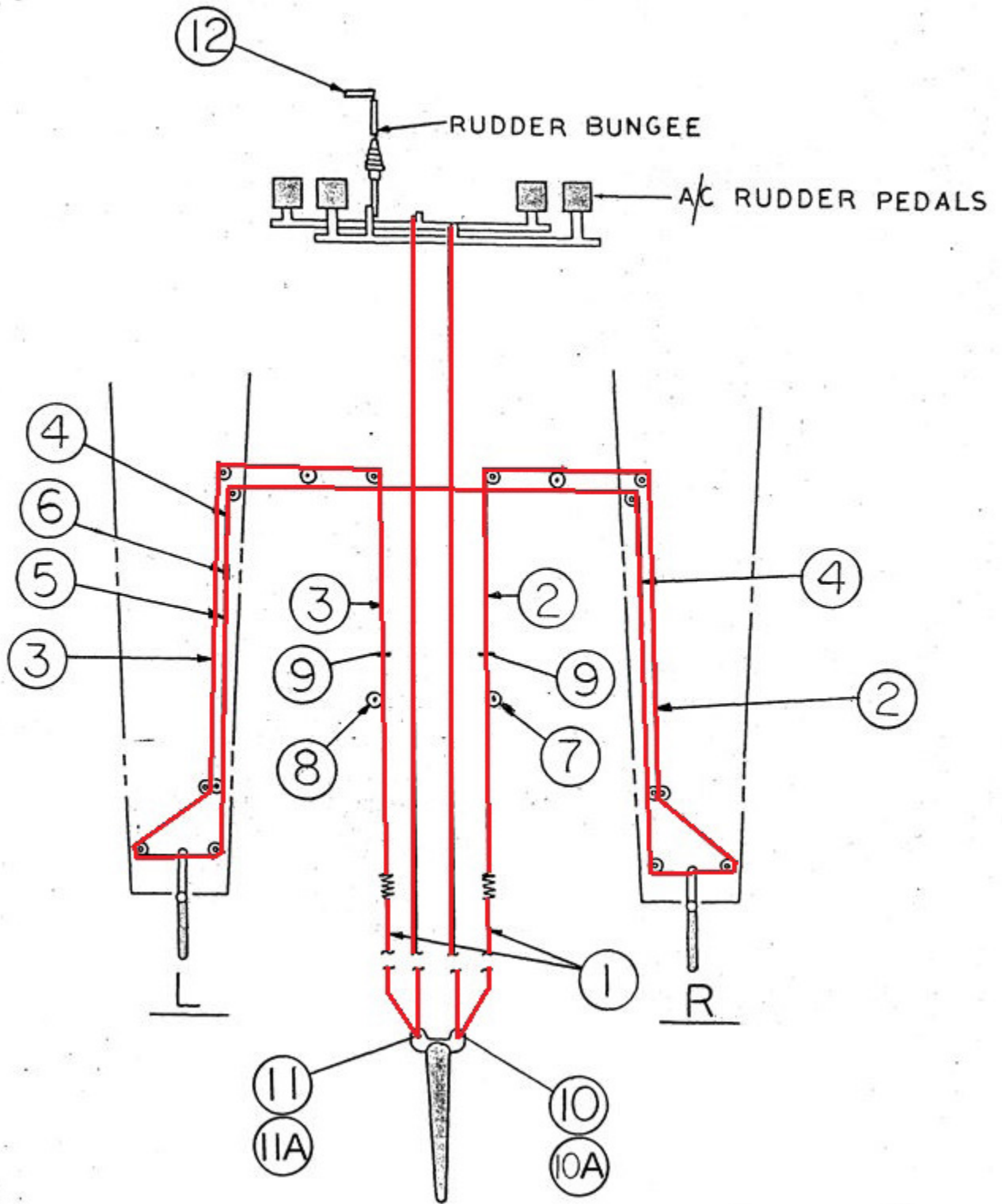


PARTS MANUAL
8000 FLOATS ON CESSNA 208

ITEM	QTY	PART NO.	PART DESCRIPTION
1	1	8A08000-098	ASSEMBLY-WATER RUDDER POST
2	1	8A08000-023	ASSEMBLY-WATER RUDDER BLADE
3	1	8A08044-002	ARM-WATER RUDDER CONTROL-RIGHT
	1	8A08044-001	ARM-WATER RUDDER CONTROL-LEFT
4	1	8A08183-006	STOP-WATER RUDDER
	2	AN3-13A	BOLT-ATTACH
	2	NAS1149D0363J	WASHER
	2	MS21044N3	NUT
5	2	3A08525-001	SPRING
6	2	3A08606-001	ROLLER
	2	3A08502-001	BUSHING-ROLLER
	1	1032 X 2"	BOLT-TOP (STAINLESS ST'L)
	1	1032 X 1 1/2	BOLT-LOWER (STAINLESS ST'L)
	4	NAS679A3W	NUT
7	2	MS35207-283	SCREW SPRING ATTACH
	A/R	NAS1149F0463P	WASHER
	2	NAS679A4W	NUT
8	1	3A08650-001	RUBBER BOOT
9	1	3A08605-001	CABLE GUIDE
10	1	8A08000-039	CABLE ASSEMBLY
11	1	MS20392-2C19	CLEVIS PIN
	1	NAS1149D0363J	WASHER
	1	MS24665-132	COTTER PIN
12	1	AN6C34A	BOLT
	A/R	NAS1149D0663J	WASHER
	1	MS21083N6	NUT
13	2	AN4-11A	BOLT ATTACH
	A/R	NAS1149D0416J	WASHER
	2	MS21044N4	NUT
	4	AN3-13A	BOLT ATTACH
	4	NAS1149D0363J	WASHER
	4	MS21044N3	NUT
	2	AN3-10A	BOLT ATTACH LOWER
	A/R	NAS1149D0363J	WASHER
	2	MS21044N3	NUT
14	1	AN4-20A	BOLT STOP
	A/R	NAS1149D0463J	WASHER
	1	MS21044N4	NUT
15	2	AN3C10A	BOLT RUDDER POST HINGE
	2	NAS1149D0363J	WASHER
	2	NAS679A3W	NUT

ITEM	QTY	PART NO.	PART DESCRIPTION
16	4	4L4F	NYLINER, PLASTIC, FLANGED, 1/2" DIA (OLD STYLE)
	4	03DU-04	BEARING (TEFLON STEEL) (NEW STYLE)
17	1	8A08602-004	STOP-RUDDER UP
	1	AN526-1032R9	SCREW
	1	AN970-3	WASHER
	1	MS21044N3	NUT
18	1	3A01437-001	CASTING-WATER RUDDER
19	2	6L11F	NYLINER, PLASTIC, FLANGED, 3/8" DIA
	2	06DU08	BUSHING, TEFLON- STEEL, 3/8" DIA, LENGTH 1/2"
20	1	AN3-6A	BOLT
	1	NAS1149D0363J	WASHER
	1	MS21044N3	NUT
21	2	1032X2 INCH S.S.	BOLT (STAINLESS STEEL)

WATER RUDDER STEERING SYSTEM

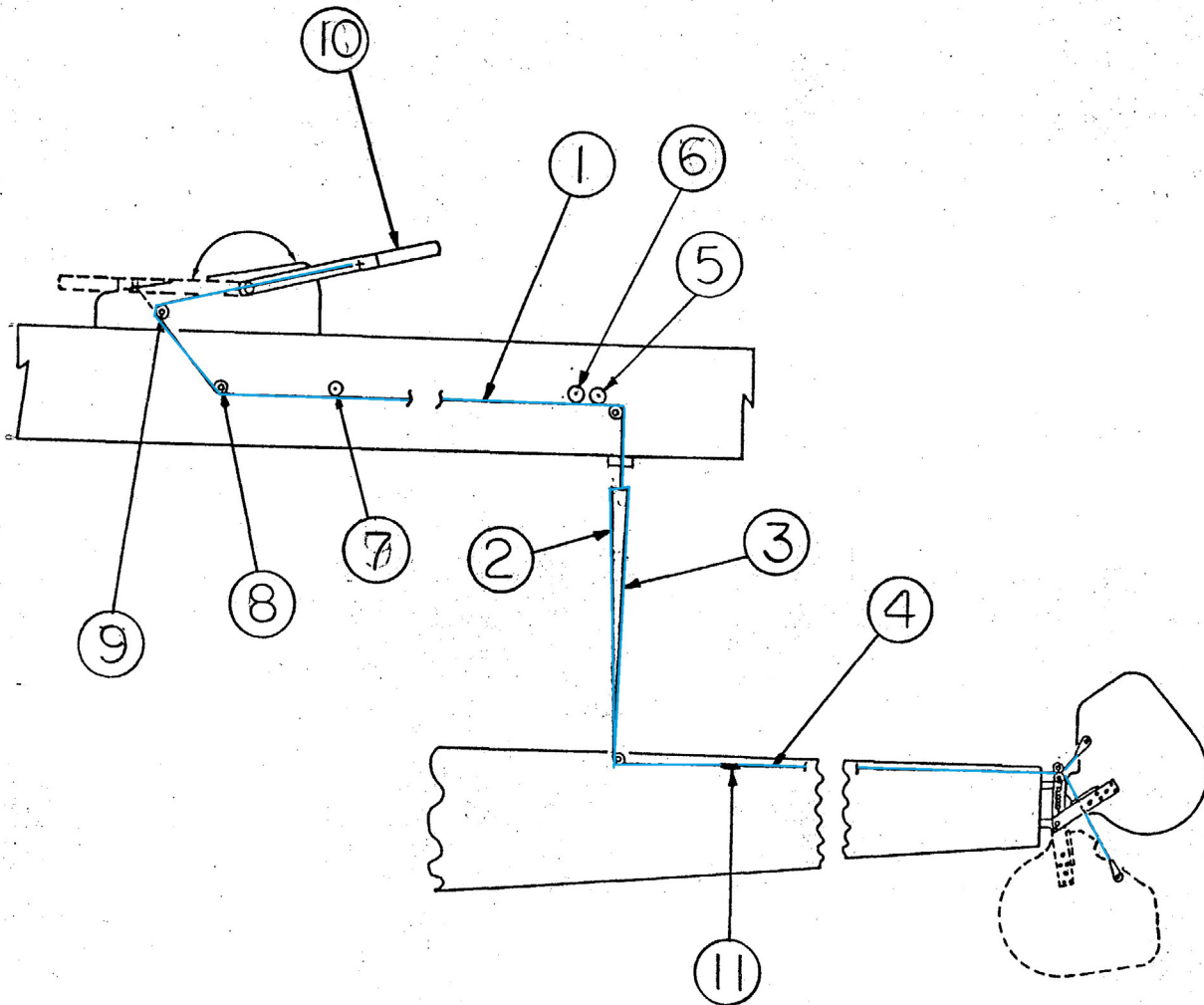


ITEM	QTY	PART NO.	PART DESCRIPTION
1	2	8A08000-034	ASSEMBLY-CABLE STEERING AIRCRAFT TAIL
	2	0760629-1	SPRING (CESSNA 208 ONLY)
	2	8A08492-001	DRAWBAR (CESSNA 208 ONLY)
	2	1012383	SLEEVE, SPRING
	2	MS21251B3S	BARREL-TURNBUCKLE, LOCKING CLIP
	2	MS21254-3LS	EYE END, TURNBUCKLE, CLIP LOCKING
	2	MS21256-1	LOCKING CLIP-TURNBUCKLE, NOM LGTH 1.12
2	1	8A08000-032	ASSEMBLY-STEERING CABLE-RIGHT
3	1	8A08000-033	ASSEMBLY-STEERING CABLE-LEFT
4	1	8A08000-036	ASSEMBLY-BALANCE CABLE STEERING-RIGHT
5	1	8A08000-035	ASSEMBLY-BALANCE CABLE STEERING-LEFT
6	1	MS21251B3S	BARREL-TURNBUCKLE, LOCKING CLIP
7	1	8A08002-071	PULLEY BRACKET-RIGHT CABLE-INBOARD
	1	8A08002-072	PULLEY BRACKET-RIGHT CABLE-OUTBOARD
	1	MS24566-2B	PULLEY, CONTROL, ANTI-FRICTION BEARING
	1	AN3-6A	BOLT, 10-32, 0.375 GRIP, UNDRILLED, STEEL
	1	NAS1149D0316J	WASHER, 0.203 ID, 0.016 THK, ALUMINUM
	1	MS21044N3	NUT, LOCKING, REGULAR HEIGHT, 10-32 UNF
	1	MS24665-285	COTTER PIN
8	1	8A08002-073	PULLEY BRACKET-LEFT CABLE-INBOARD
	1	8A08002-074	PULLEY BRACKET-LEFT CABLE-OUTBOARD
	1	MS24566-2B	PULLEY, CONTROL, ANTI-FRICTION BEARING
	1	AN3-6A	BOLT, 10-32, 0.375 GRIP, UNDRILLED, STEEL
	1	NAS1149D0316J	WASHER, 0.203 ID, 0.016 THK, ALUMINUM
	1	MS21044N3	NUT, LOCKING, REGULAR HEIGHT, 10-32 UNF
	1	MS24665-285	COTTER PIN
9	4	S-338-1	FAIRLEAD, HALF, 1/8 DIA
	2	8A08002-077	BRACKET, FAIRLEAD, WATER RUDDER
	2	S339-1	CLIPS
10	1	8A08540-004	LINK-RUDDER HORN-RIGHT
	2	AN526-10R14	SCREW-ATTACH
	2	NAS1149D0316J	WASHER, 0.203 ID, 0.016 THK, ALUMINUM
	2	MS21044N3	NUT, LOCKING, REGULAR HEIGHT, 10-32 UNF
10A	1	8A12456-007	BUSHING, WATER RUDDER HORN
11	1	8A08537-003	LINK-RUDDER HORN-LEFT
	2	AN525-10R14	SCREW-ATTACH
	2	NAS1149D0316J	WASHER, 0.203 ID, 0.016 THK, ALUMINUM
	2	MS21044N3	NUT, LOCKING, REGULAR HEIGHT, 10-32 UNF
11A	1	8A12456-007	BUSHING, WATER RUDDER HORN
12	1	8A12072-001	BRACKET, BUNGEE, ATTACH
	1	AN8-22A	BOLT, 1/2-20, 1.5625 GRIP, UNDRILLED, STEEL

PARTS MANUAL
8000 FLOATS ON CESSNA 208

ITEM	QTY	PART NO.	PART DESCRIPTION
	1	NAS1149D0863J	WASHER, 0.515 ID, 0.063 THK, ALUMINUM
	1	MS21044N8	NUT, LOCKING, REGULAR HEIGHT, 1/2-20 UNF
	1	AN8-32A	BOLT, 1/2-20, 2.5625 GRIP, UNDRILLED, STEEL
	1	NAS1149D0816J	WASHER, 0.515 ID, 0.016 THK, ALUMINUM
	1	8A12518-004	BUSHING, .625 X 1.125
	1	8A02458-003	BARREL NUT, LOCKING

WATER RUDDER RETRACT & PULLEY BRACKETS

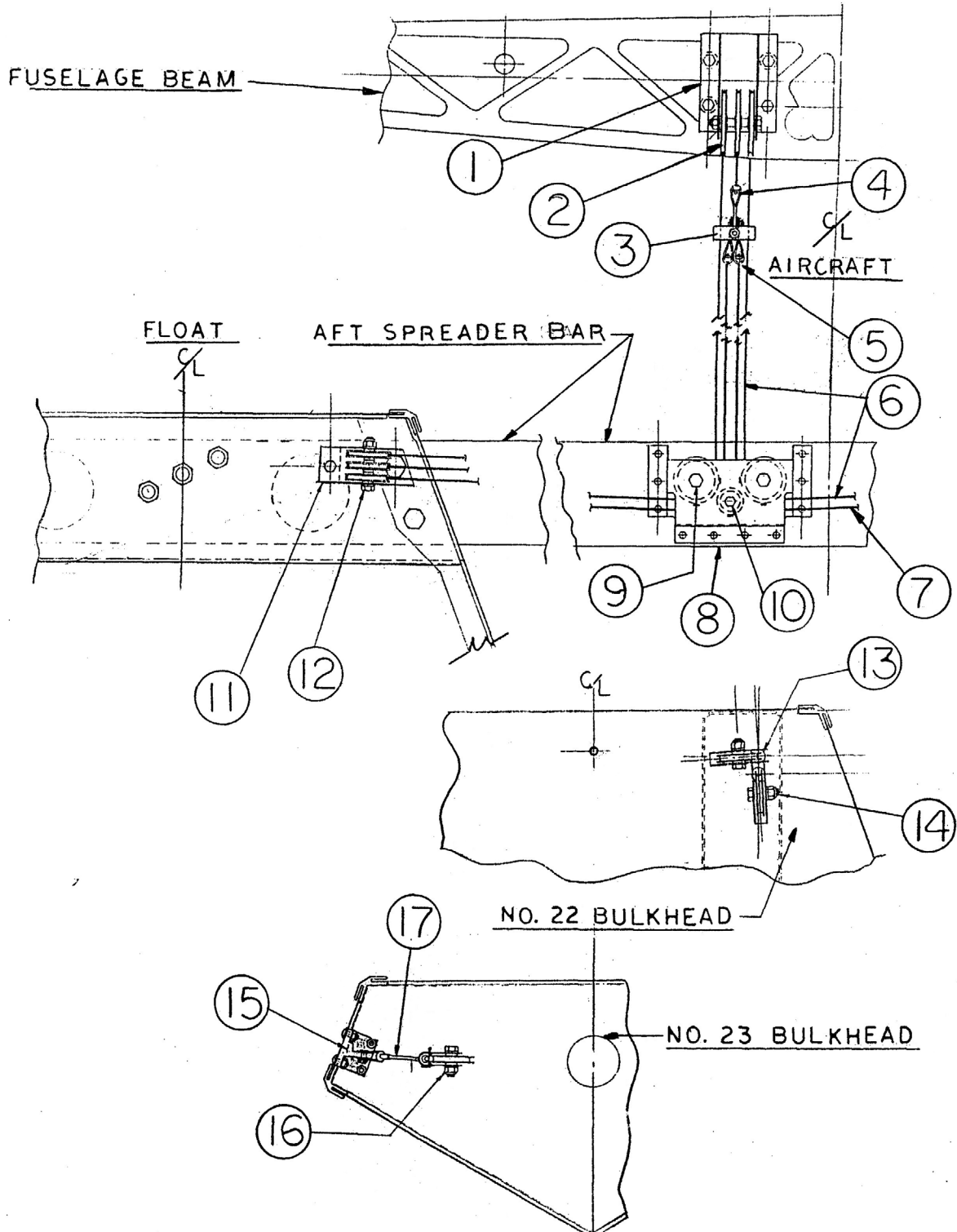


PARTS MANUAL
8000 FLOATS ON CESSNA 208

ITEM	QTY	PART NO.	PART DESCRIPTION
1	1	8A08000-031	ASSEMBLY-RETRACT CABLE FUSELAGE
2	1	8A08000-037	ASS'Y-RETRACT CABLE-SPREADER BAR-LEFT
3	1	8A08000-038	ASS'Y-RETRACT CABLE-SPREADER BAR-RIGHT
4	2	8A08000-039	ASSEMBLY-RETRACT CABLE-AFT FLOAT
5	1	8A08000-059	ASS'Y PULLEY BRKT. - INBD. - STA.208
	2	AN3-4A	BOLT-ATTACH
	2	NAS1149D0316J	WASHER
	2	MS21044N3	NUT
	1	MS24566-2B	PULLEY
	1	AN3-6A	BOLT-PULLEY ATTACH
	1	NAS1149D0316J	WASHER
	1	MS21044N3	NUT
	2	MS24665-285	COTTER PIN
6	1	8A08000-057	ASS'Y PULLEY BRKT. - OUTBD. - STA.208
	2	AN3-4A	BOLT-ATTACH
	2	NAS1149D0316J	WASHER
	2	MS21044N3	NUT
	1	MS24665-2B	PULLEY
	1	AN3-6A	BOLT
	1	NAS1149D0316J	WASHER
	1	MS21044N3	NUT
	2	MS24665-285	COTTER PIN
7	1	8A08002-082	PULLEY BRACKET - TOP STA. 166.45
	1	8A08002-081	PULLEY BRACKET - BOTTOM STA. 166.45
	1	MS24566-2B	PULLEY
	1	AN3-6A	BOLT
	1	NAS1149D0316J	WASHER
	1	MS21044N3	NUT
	1	MS24566-285	COTTER PIN
8	1	8A08000-058	ASS'Y PULLEY BRKT. - INBD. STA. 143.00
	1	8A08002-068	PULLEY BRKT. - OTBD. STA. 143.00
	1	MS24566-2B	PULLEY
	1	AN3-6A	BOLT
	1	NAS1149D0316J	WASHER
	1	MS21044N3	NUT
	2	MS24665-283	COTTER PIN
9	1	MS24566-1B	PULLEY
	1	AN3-12A	BOLT
	1	NAS1149D0316J	WASHER
	1	MS21044N3	NUT
10	1	8A08000-121	ASSEMBLY-RETRACT BRACKET (COMPLETE)

ITEM	QTY	PART NO.	PART DESCRIPTION
	1	8A08000-061	ASSEMBLY-LEVER
	1	6A3-2246-1	PLACARD (UP-DOWN)
	1	6B3-2243-2	PLACARD (FOR ALL OPERATIONS)
	1	0560013-1	SPRING
11	2	MS21251B3S	BARREL

PULLEY BRACKETS - WATER RUDDER CONTROL

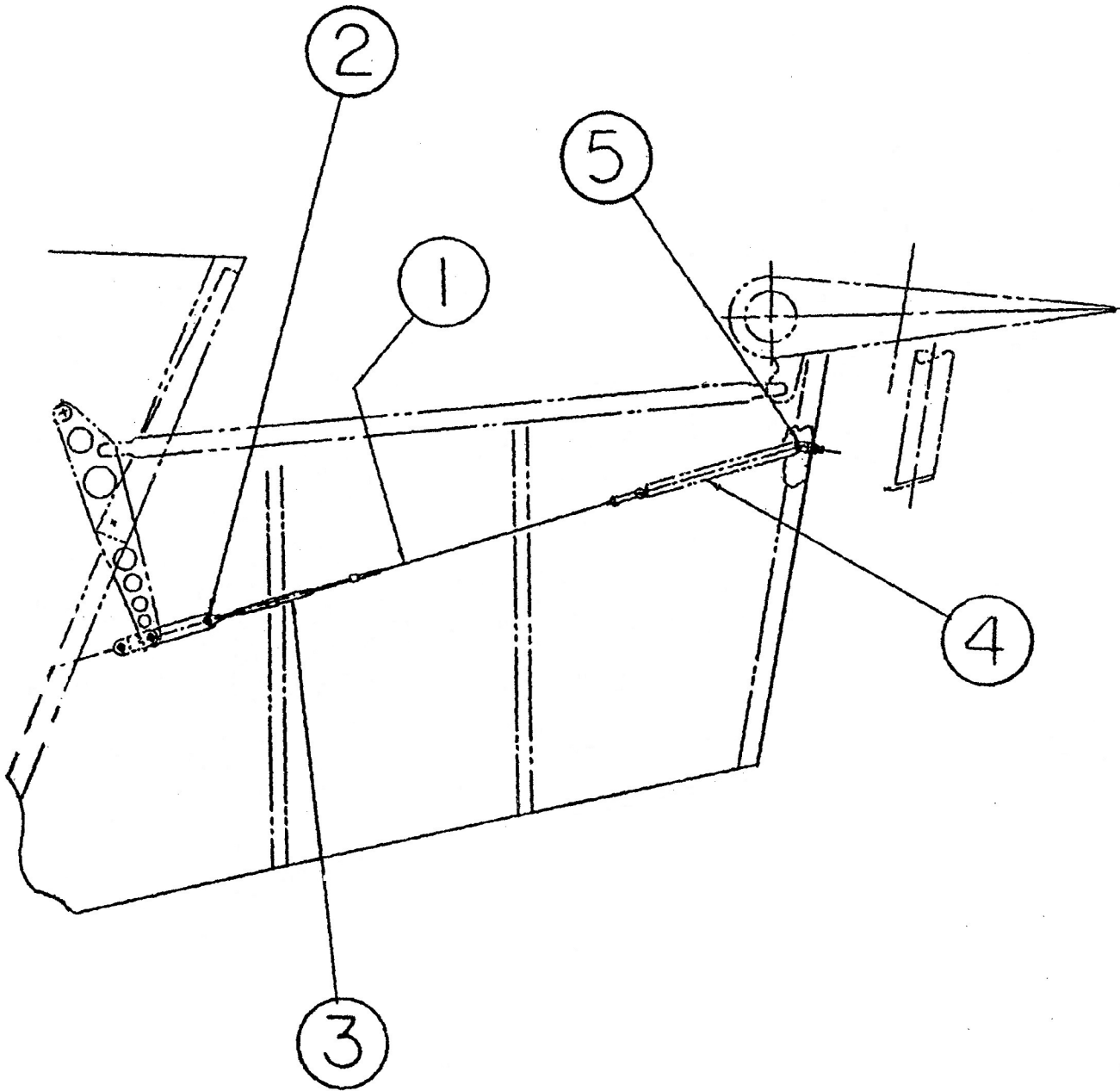


ITEM	QTY	PART NO.	PART DESCRIPTION
1	1	8A08000-030	PULLEY BRACKET-FUSELAGE BEAM
	3	AN3-13A	BOLT-ATTACH
	1	AN3-20A	BOLT-ATTACH
	4	NAS1149D0316J	WASHER
	4	MS21044N3	NUT
	3	8A08260-001	BUSHING-SPACER
2	3	MS24566-2B	PULLEY
	1	AN3-17A	BOLT-PULLEY ATTACH
	2	NAS43HT3-16	SPACER
	1	NAS1149D0316J	WASHER
	1	MS21044N3	NUT
	2	MS24665-292	COTTER PIN
3	2	8A08608-001	GUIDE-CABLE - UPPER
	1	AN3-7A	BOLT
	1	AN393-15	PIN
	1	AN960-10	WASHER
	1	MS24665-132	COTTER PIN
	1	AN393-17	PIN
	1	AN380-2-2	COTTER PIN
	1	AN960PD1OL	WASHER
	1	MS21044N3	NUT
	2	8A08662-001	LOWER GUIDE
	1	MS20392-2C15	CLEVIS
	1	MS20392-2C17	CLEVIS
4	1	8A08000-031	ASSEMBLY-RETRACT CABLE-FUSELAGE
5	1	8A08000-037	ASSEMBLY-RETRACT CABLE-LEFT FORWARD
	1	8A08000-038	ASSEMBLY-RETRACT CABLE-RIGHT FORWARD
	2	8A08000-039	ASSEMBLY-RETRACT CABLE-AFT FLOAT
	2	RM613	TUBING-RETRACT CABLE-PLASTIC (5/16OD X 3/16)
6	1	8A08000-032	ASSEMBLY-STEERING CABLE-RIGHT
	1	8A08000-033	ASSEMBLY-STEERING CABLE-LEFT
	2	8A08000-034	ASSEMBLY-STEERING CABLE-TAIL
7	1	8A08000-035	ASSEMBLY-BALANCE CABLE STEERING-LEFT
	1	8A08000-036	ASSEMBLY-BALANCE CABLE STEERING-RIGHT
8	1	8A08000-040	PULLEY BRACKET SPREADER BAR
	10	CR3213-4-4	RIVET-ATTACH
9	4	MS20219-2	PULLEY
	2	AN4-13A	BOLT-ATTACH
	2	NAS1149D0416J	WASHER
	2	MS21044N4	NUT
	4	MS24665-289	COTTER PIN

PARTS MANUAL
8000 FLOATS ON CESSNA 208

ITEM	QTY	PART NO.	PART DESCRIPTION
10	1	8A08702-036	PULLEY
	1	AN3-13A	BOLT-ATTACH
	1	8A08517-001	BUSHING
	1	NAS43HT4-17	SPACER
	1	NAS1149D0316J	WASHER
	1	MS21044N3	NUT
	1	MS24665-289	COTTER PIN
11	1	8A08000-041	ASS'Y PULLEY BRACKET-LEFT
	1	8A08000-042	ASS'Y PULLEY BRACKET-RIGHT
	1	AN3-33A	BOLT-ATTACH
	1	NAS1149D0316J	WASHER
	1	MS21044N3	NUT
12	3	MS20219-2	PULLEY
	1	AN4-17A	BOLT-ATTACH
	1	NAS1149D0463J	WASHER
	1	MS21044N4	NUT
13	2	3A01151-010	PULLEY BRACKET
	2	MS20219-2	PULLEY
14	2	AN4-10A	BOLT-PULLEY ATTACH
	2	MS21044N4	NUT
	2	MS24665-134	COTTER PIN
15	1	8A08194-001	PULLEY BRACKET-LEFT
	1	8A08194-002	PULLEY BRACKET-RIGHT
	4	AN526-1032R8	SCREW-ATTACH
	8	NAS1149D0316J	WASHER
	4	MS21044N3	NUT
16	2	MS20219-2	PULLEY
	2	AN4-10A	BOLT-ATTACH
	2	MS21044N4	NUT
17	2	8A08000-043	ASSEMBLY-CABLE
	2	MS20392-2611	PIN-ATTACH
	2	NAS1149D0363J	WASHER
	2	MS24665-132	COTTER PIN

INSTALLATION ELEVATOR DOWN STOP



PARTS MANUAL
8000 FLOATS ON CESSNA 208

ITEM	QTY	PART NO.	PART DESCRIPTION
1	1	8A08000-044	ASSEMBLY CABLE-ELEVATOR DOWN
2	2	2624015-2	LINK-CABLE ATTACH
	1	MS21252-3RS	FORK-CABLE END
	1	AN3-6A	BOLT
	1	NAS1149D0316J	WASHER
	1	MS21044N3	NUT
3	1	MS21251B3L	BARREL
4	1	1260016-1	SPRING
5	1	AN43B5A	EYE BOLT
	1	NAS1149D0416J	WASHER
	1	MS21044N4	NUT

THIS PAGE INTENTIONALLY LEFT BLANK

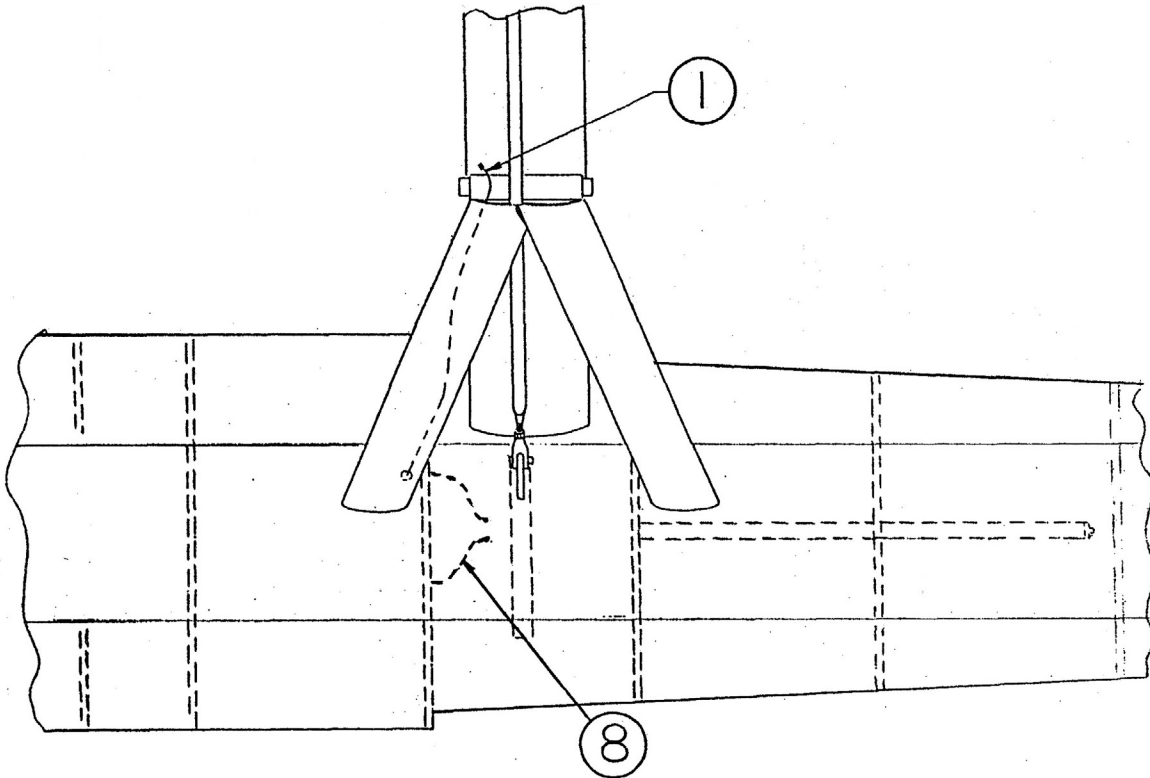
SECTION 10

HYDRAULIC SYSTEM

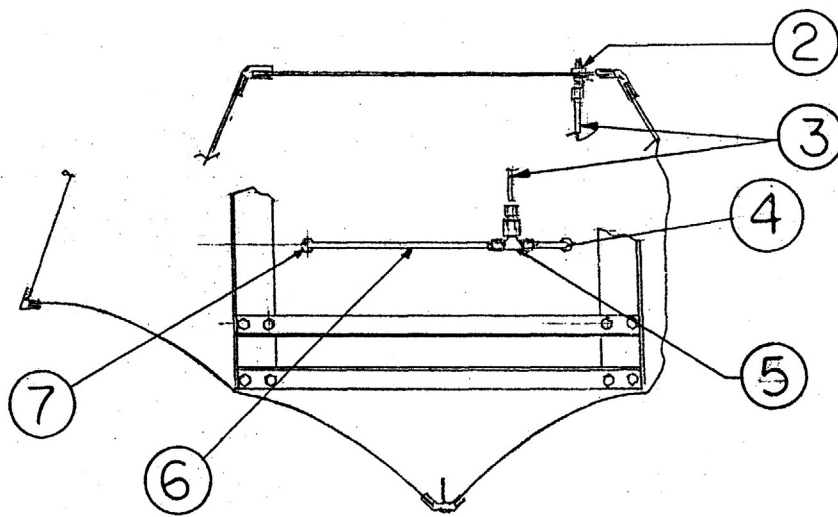
CONTENTS

BRAKE LINE INSTALLATION.....	102
PUMP MOUNT BRACKET ASSEMBLY POST SERVICE LETTER 216.....	104
HYDRAULIC PUMP INSTALLATION POST SERVICE LETTER 216.....	106
HYDRAULIC PUMP INSTALLATION PRE SERVICE LETTER 216	108
HYDRAULIC PUMP OVERVIEW POST SERVICE LETTER 216	110
HYDRAULIC PUMP OVERVIEW PRE SERVICE LETTER 216	112
HYDRAULIC SCHEMATIC POST SERVICE LETTER 216	114
HYDRAULIC SCHEMATIC PRE SERVICE LETTER 216.....	117

BRAKE LINE INSTALLATION



TOP VIEW LEFT FLOAT - STEP AREA

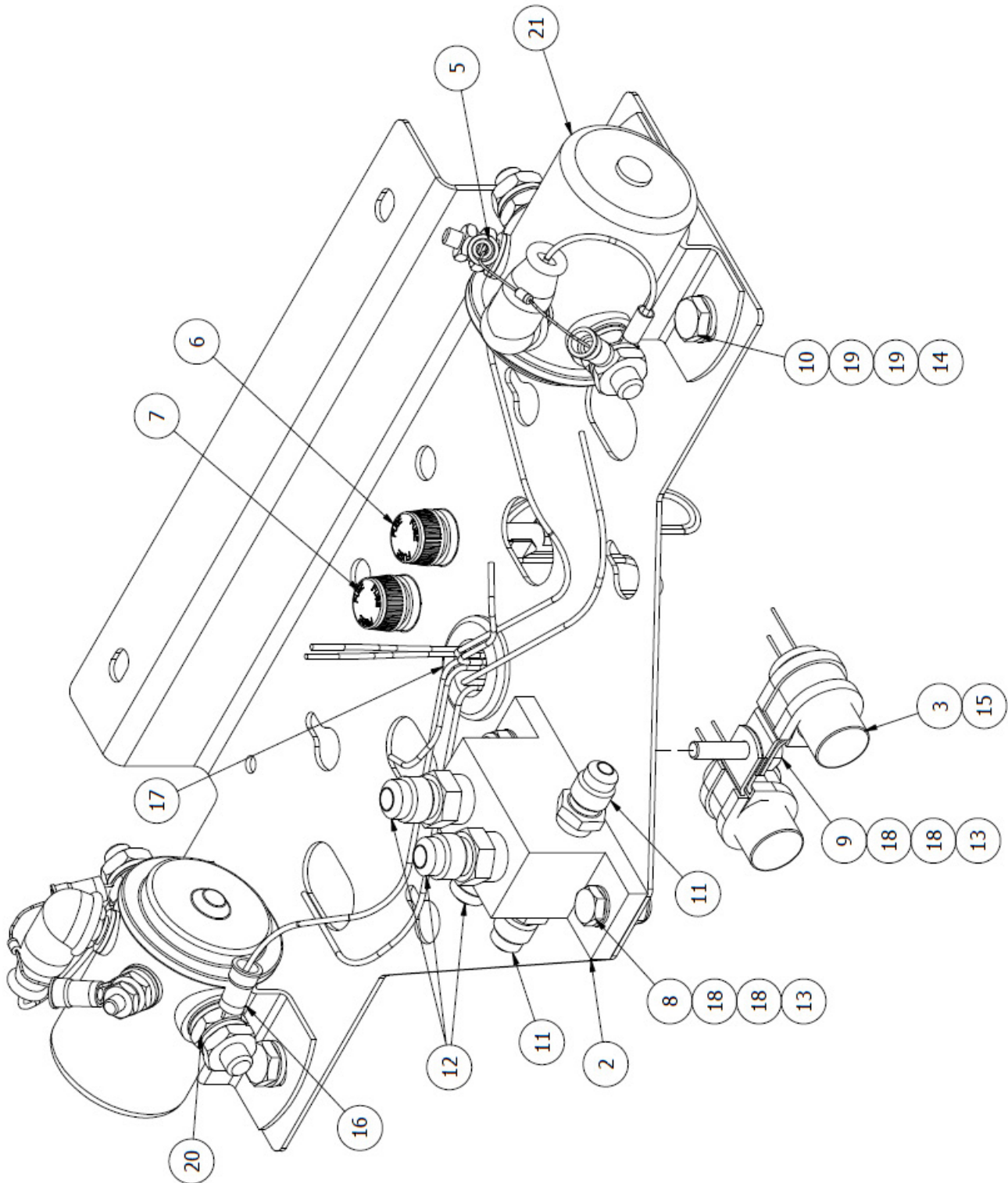


FRONT VIEW STEP BULKHEAD

PARTS MANUAL
8000 FLOATS ON CESSNA 208

ITEM	QTY	PART NO.	PART DESCRIPTION
1	2	8A04000-039	ASS'Y BRAKE LINE-FLOAT DECK TO FUS.
2	1	AN832-3D	UNION-BULKHEAD FITTING
	2	NAS1149D0663J	WASHER
	1	AN924-3D	NUT
3	1	8A04000-040	ASSEMBLY-BRAKE LINE
4	1	8A04000-041	ASSEMBLY-BRAKE LINE
5	1	AN824-4D	TEE
	1	AN894D4-3	REDUCER
6	1	8A04000-042	ASSEMBLY-BRAKE LINE
7	2	AN833-4D	BULKHEAD FITTING
	2	NAS1149D0763J	WASHER
	2	AN924-4D	NUT
8	2	8A04000-043	ASSEMBLY BRAKE LINE-BULKHEAD TO BRAKE
9	2	8A09707-001	REDUCER

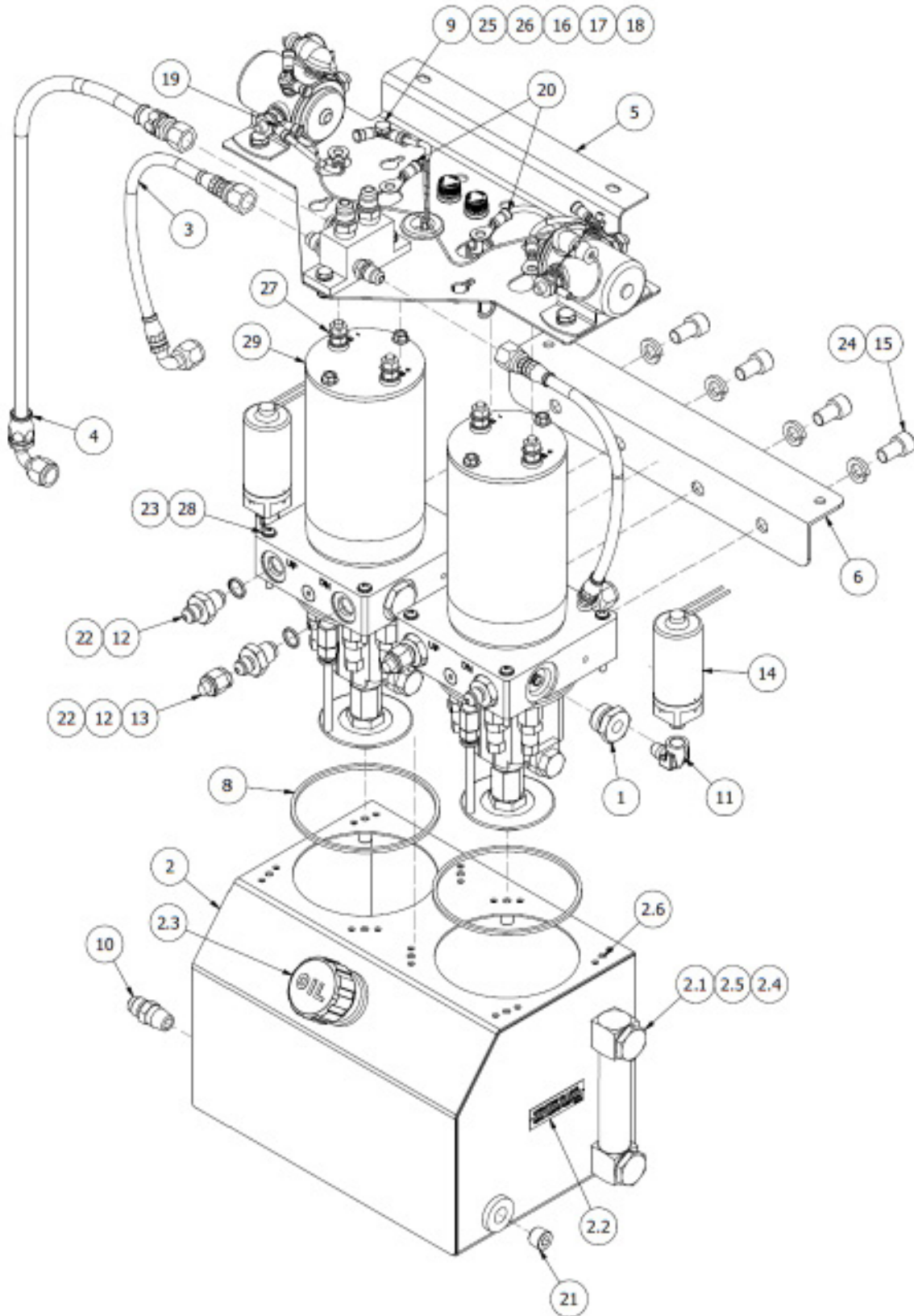
PUMP MOUNT BRACKET ASSEMBLY POST SERVICE LETTER 216



PARTS MANUAL
8000 FLOATS ON CESSNA 208

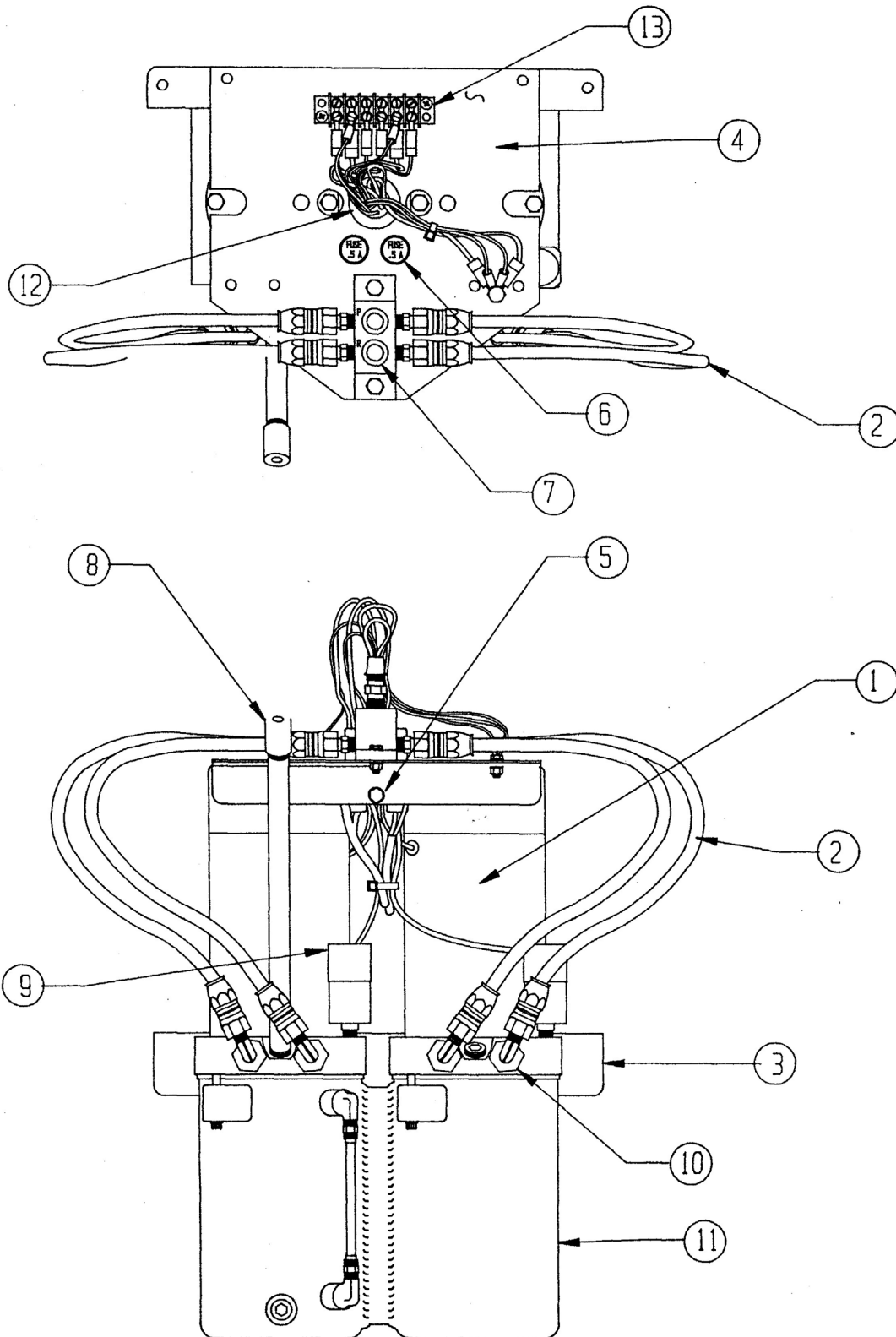
ITEM	QTY	PART NO.	PART DESCRIPTION
-	1	1011402	ASSEMBLY, BRACKET, PUMP MOUNT
1	1	1011401	UPPER BRACKET, HYDRAULIC PUMP
2	1	1011405	MANIFOLD, HYDRAULIC
3	2	1011798	ASSEMBLY, CAPACITOR
4	4 FT	22759-16-20-9	WIRE, 20 AWG, WHITE
5	2	3A10000-002	ASSEMBLY, SOLENOID DIODE
6	1	6A09000-128	ASSEMBLY, FUSE HOLDER, RIGHT
7	1	6A09000-129	ASSEMBLY, FUSE HOLDER, LEFT
8	1	AN3-5A	BOLT, 10-32, 0.25 GRIP, UNDRILLED, STEEL
9	1	AN3-7A	BOLT, 10-32, 0.5 GRIP, UNDRILLED, STEEL
10	4	AN4-5A	BOLT, 1/4-28, 0.1875 GRIP, UNDRILLED, STEEL
11	2	AN816-4D	NIPPLE, FLARED TUBE AND PIPE THREAD
12	3	AN816-5-4D	NIPPLE, FLARED TUBE AND PIPE THREAD
13	2	MS21044N3	NUT, LOCKING, REGULAR HEIGHT, 10-32 UNF
14	4	MS21044N4	NUT, LOCKING, REGULAR HEIGHT, 1/4-28 UNF
15	2	MS21919WDG10	CLAMP, LOOP, CUSHIONED, 5/8 TUBE OD
16	2	MS25036-104	RING TERMINAL, 5/16 STUD, 22-16 AWG, RED
17	1	MS35489-17	GROMMET, RUBBER
18	4	NAS1149F0332P	WASHER, 0.203 ID, 0.032 THK, STEEL
19	8	NAS1149F0463P	WASHER, 0.265 ID, 0.063 THK, STEEL
20	4	NAS1149F0532P	WASHER, 0.328 ID, 0.032 THK, STEEL
21	2	P52-0035-1	SOLENOID, 24V

HYDRAULIC PUMP INSTALLATION POST SERVICE LETTER 216



ITEM	QTY	PART NO.	PART DESCRIPTION
-	1	1011404	ASSEMBLY, HYDRAULIC POWER PACK
1	2	1011062	ASSEMBLY, PLUG, PRESSURE SWITCH PORT
2	1	1011359	ASSEMBLY, HYDRAULIC PUMP RESERVOIR
2.1	1	1192K17	LIQUID LEVEL INDICATOR, 4"
2.2	1	6A3-2199	PLACARD, OIL LEVEL
2.3	1	8631T24	BREATHER VENT
2.4	2	MS21044N8	NUT, LOCKING, REGULAR HEIGHT, 1/2-20 UNF
2.5	2	NAS1149D0832J	WASHER, 0.515 ID, 0.032 THK, ALUMINUM
2.6	8	NAS1473A08	NUT PLATE, SEALED
3	2	1011361-01	HYDRAULIC HOSE ASSEMBLY, MANIFOLD TO PUMP
4	1	1011361-05	HOSE, MANIFOLD TO RESERVOIR
5	1	1011402	ASSEMBLY, BRACKET, PUMP MOUNT
6	1	1011403	ANGLE, PUMP MOUNT, LOWER
7	16 INCH	22759-16-12-9	WIRE, 12AWG, WHITE
8	2	4061T199	SQUARE PROFILE, O-RING, 3.5" I.D., .094 THK
9	2	AN3-4A	BOLT, 10-32, 0.125 GRIP, UNDRILLED, STEEL
10	1	AN816-5-4D	NIPPLE, FLARED TUBE AND PIPE THREAD
11	2	AN914-1D	ELBOW, 90°, INTERNAL EXTERNAL PIPE
12	4	AN919-3D	FITTING, REDUCER
13	2	AN929-4	CAP
14	2	GPP1250-40	PRESSURE SWITCH
15	4	MS16997-96	SOCKET HEAD CAP SCREW
16	2	MS21044N3	NUT, LOCKING, REGULAR HEIGHT, 10-32 UNF
17	4	MS25036-103	RING TERMINAL, #10 STUD, 22-16 AWG, RED
18	2	MS25036-112	RING TERMINAL, #10 STUD, 10-12 AWG, YELLOW
19	2	MS25036-113	RING TERMINAL, 5/16 STUD, 10-12 AWG, YELLOW
20	4	MS25036-157	RING TERMINAL, #10 STUD, 10-12 AWG, YELLOW
21	1	MS27769D3	PLUG, PIPE, COUNTERSINK HEX HEAD
22	4	MS28775-013	"O" RING, HYDRAULIC
23	8	MS35206-252	SCREW, MACHINE, PAN HEAD
24	4	MS35338-46	WASHER, SPLIT
25	2	NAS1149F0332P	WASHER, 0.203 ID, 0.032 THK, STEEL
26	2	NAS1149F0363P	WASHER, 0.203 ID, 0.063 THK, STEEL
27	4	NAS1149F0432P	WASHER, 0.265 ID, 0.032 THK, STEEL
28	8	NAS1149FN832P	WASHER, 0.174 ID, 0.032 THK, STEEL
29	2	YBZS- D0.63W2T100K/ UVZOT2	HYDRAULIC POWER PACK, 24VDC, .64 PUMP

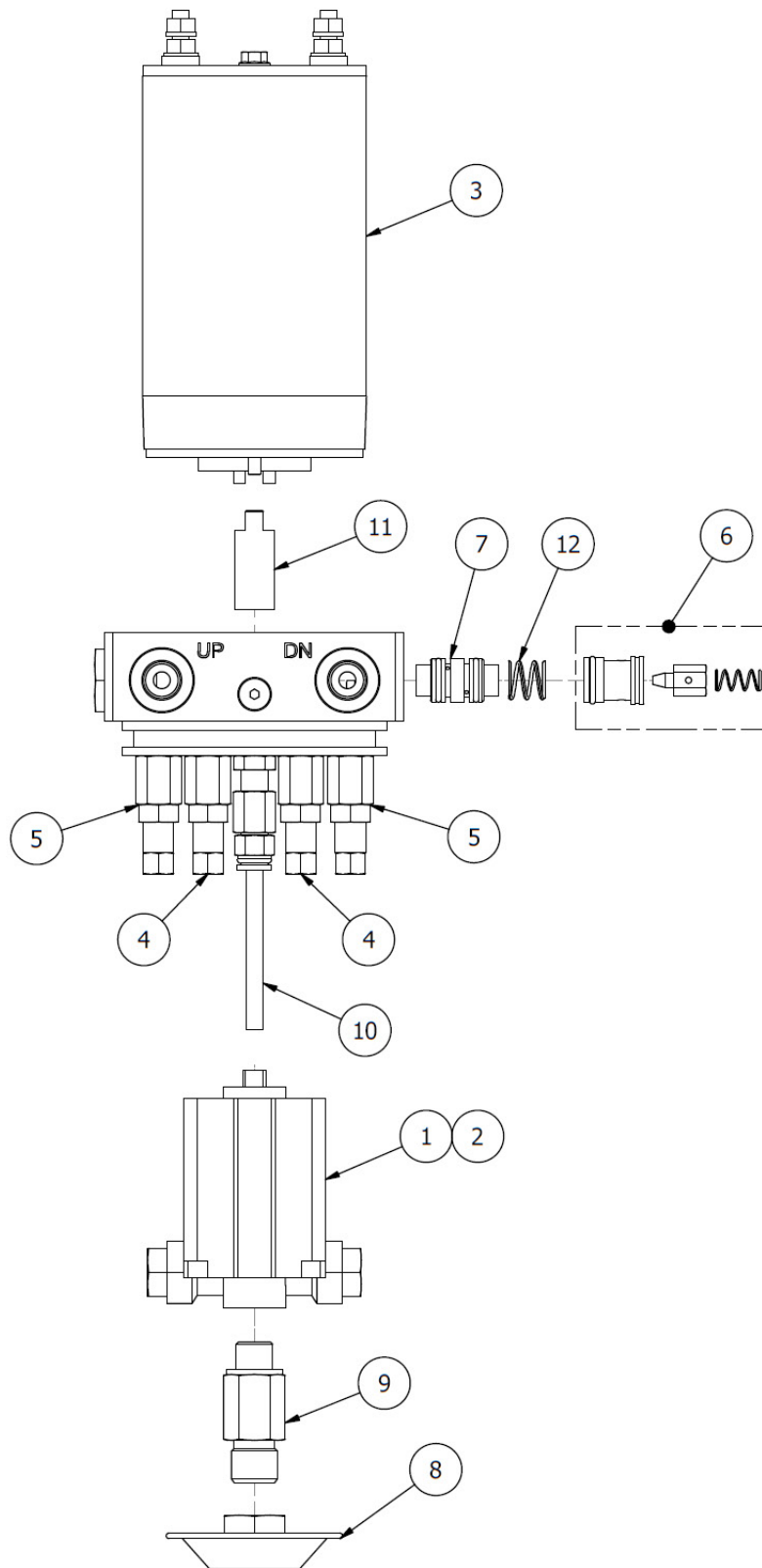
HYDRAULIC PUMP INSTALLATION PRE SERVICE LETTER 216



PARTS MANUAL
8000 FLOATS ON CESSNA 208

ITEM	QTY	PART NO.	PART DESCRIPTION
1	1	8A09000-031	ASSEMBLY, HYDRAULIC PUMP
	1	636603A	ASSEMBLY, PUMP, WITH MOTOR (SEE DETAIL)
2	4	8A09000-048	ASSEMBLY HOSE (12")
3	1	6A09348-003	ANGLE-PUMP MOUNT
	4	MS16997-96	CAP SCREW
	4	3/8 I.D.	WASHER-LOCK
4	1	6A09000-030	ASSEMBLY BRACKET PUMP MOUNT
5	1	AN3-36A	BOLT
	1	NAS1149F0363P	WASHER
6	1	6A09000-128	FUSEHOLDER
	1	6A09000-129	FUSEHOLDER
	2	AGS1	FUSE ½ AMP
7	1	6A09000-027	ASSEMBLY MANIFOLD
	1	6A09207-001	MANIFOLD
	4	AN816-4D	FITTING
	2	AN816-5D	FITTING
8	1	6A09398-001	TUBE BREATHER-FILLER
	1	6A09706-001	FILTER BREATHER
9	2	GPP1250-40	SWITCH PRESSURE
10	4	AN833-4D	ELBOW
	4	AN924-4D	NUT
	4	MS28775-012	"O" RING
11	1	6A09000-115	ASSEMBLY RESERVOIR
12	1	MS35489-17	GROMMET
13	1	6-140	TERMINAL BLOCK

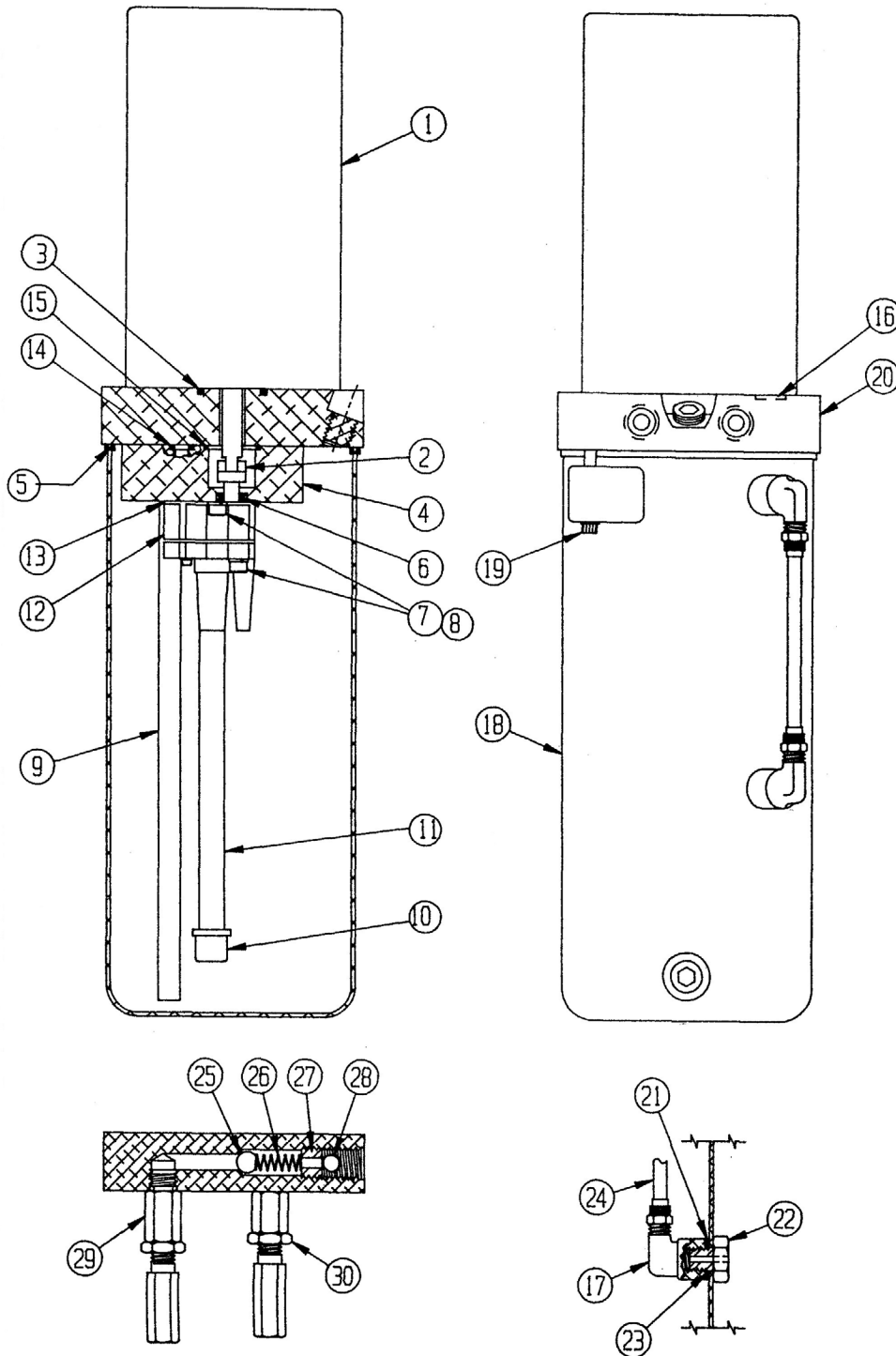
HYDRAULIC PUMP OVERVIEW POST SERVICE LETTER 216



PARTS MANUAL
8000 FLOATS ON CESSNA 208

ITEM	QTY	PART NO.	PART DESCRIPTION
1	1	202-0003	BI-DIRECTIONAL PUMP, 0.64 ML/R
2	1	299-0008	SEAL KIT, BI-DIRECTIONAL GEAR PUMP
3	1	610-0017	DC MOTOR, 24V, .8 KW
4	2	631-0005	PRESSURE RELIEF VALVE
5	2	631-0006	THERMAL RELIEF VALVE
6	2	632-0004	ASSEMBLY, PILOT OPERATED CHECK VALVE
7	1	637-0024	SHUTTLE VALVE
8	1	682-0019	FILTER, PICKUP TUBE, HYDRAULIC PUMP
9	1	682-0055	SUCTION HEX TUBE
10	1	682-0056	RETURN TUBE
11	1	683-0011	COUPLING, MOTOR TO PUMP
12	2	685-0012	SPRING, SHUTTLE VALVE
13	1	687-0001	SEAL KIT, RESERVIOR O-RING, PILOT OPERATED RELIEF VALVE O-RING, THERMAL AND PRESSURE RELIEF VALVE O-RING (NOT SHOWN)

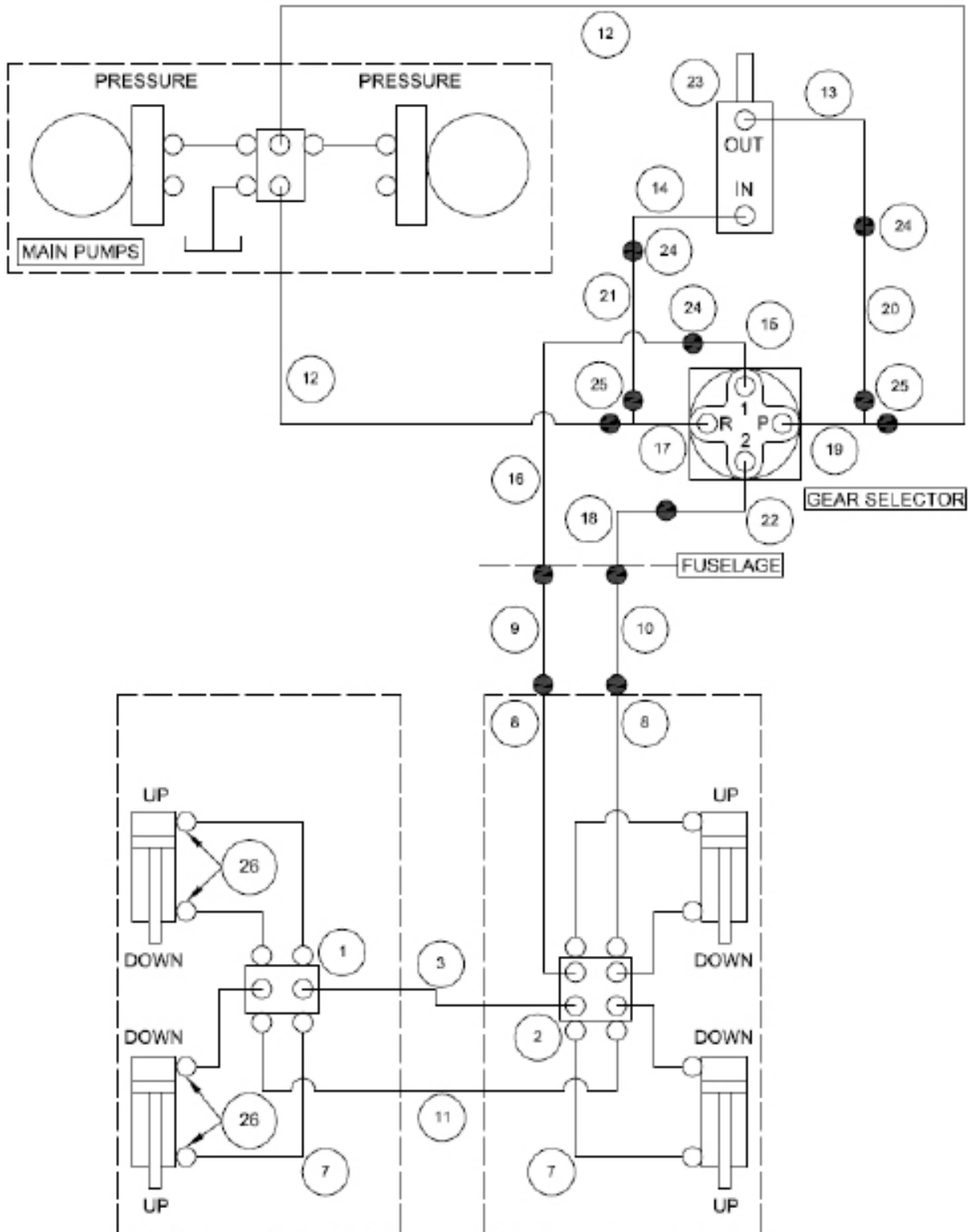
HYDRAULIC PUMP OVERVIEW PRE SERVICE LETTER 216



ITEM	QTY	PART NO.	PART DESCRIPTION
-	1	636603A	ASSEMBLY-MOTOR AND PUMP (24V)
1	1	MB56N1	MOTOR (24V)
	1	MB56C902-3 KIT	BRUSH AND BEARING SERVICE KIT
	1	MB56C902-3	BRUSHES ONLY
	1	ST102-6	BEARINGS ONLY
2	1	361730	COUPLING
3	1	409406	"O" RING
4	1	361726	SPACER
5	1	410958*	SEAL RESERVOIR
6	1	410512*	OIL SEAL
7	4	410410*	LOCK WASHER
8	4	406187*	SCREW
9	1	409894	PIPE NIPPLE
10	1	410521*	FILTER
11	1	361843	TUBE EXTENSION
12	1	633383	PUMP ASSEMBLY
13	2	MS28775-009	"O" RING
14	2	401273*	"O" RING
15	1	MS28775-020	"O" RING
16	2	361615	WASHER, PILOT ¼ DIA
17	2	410330	ELBOW
18	1	6A09000-115	ASSEMBLY RESERVOIR
19	2	406187*	SCREW
	2	409357*	WASHER
20	1	361473	ADAPTOR
21	1	361049	"O" RING
22	2	360824	SCREW SIGHT GAUGE
23	2	MS28775-110	"O" RING
24	1	361507	TUBE SIGHT GAUGE
25	1	490405*	STEEL BALL
26	1	410462*	SPRING
27	1	409211*	LOCK SCREW
28	1	409263	PIPE PLUG
29	1	704520*	ASSEMBLY VALVE PRESSURE RELIEF
30	1	704522*	ASSEMBLY VALVE THERMAL RELIEF

* Reference Wipaire drawing 1011032 for alternate part numbers.

HYDRAULIC SCHEMATIC POST SERVICE LETTER 216

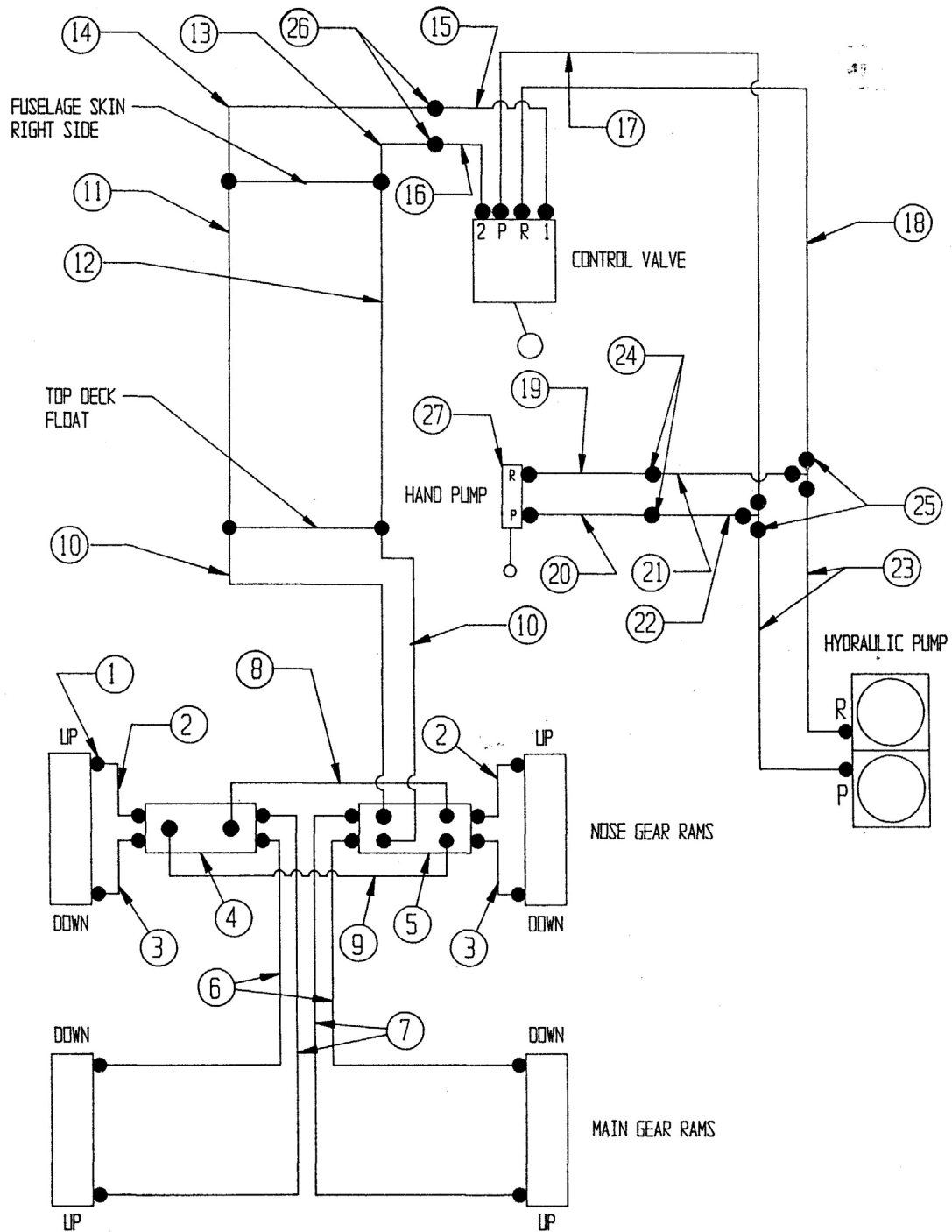


PARTS MANUAL
8000 FLOATS ON CESSNA 208

ITEM	QTY	PART NO.	PART DESCRIPTION
1	1	6A09000-027	ASSEMBLY, MANIFOLD
	2	AN816-4D	FITTING, FLARED TUBE AND PIPE THREAD
	2	AN816-5-4D	FITTING, FLARED TUBE AND PIPE THREAD
	1	6A09207-001	MANIFOLD
	1	8A01003-078	BRACKET, HYDRAULIC MANIFOLD
2	1	6A09000-028	ASSEMBLY, MANIFOLD
	4	AN816-4D	FITTING, FLARED TUBE AND PIPE THREAD
	4	AN816-5-4D	FITTING, FLARED TUBE AND PIPE THREAD
	1	6A09046-001	MANIFOLD
	1	8A01003-078	BRACKET, HYDRAULIC MANIFOLD
3	1	8A09000-037	ASSEMBLY, HOSE, LEFT MANIFOLD TO RIGHT MANIFOLD
4	2	8A09000-039	ASSEMBLY, HOSE, MANIFOLD TO MAIN GEAR UP
5	2	8A09000-040	ASSEMBLY, HOSE, MANIFOLD TO MAIN GEAR DOWN
6	2	8A09000-041	ASSEMBLY HOSE, MANIFOLD TO NOSE GEAR DOWN
7	2	8A09000-042	ASSEMBLY, HOSE, MANIFOLD TO NOSE GEAR UP
8	2	8A09000-043	ASSEMBLY, HOSE, MANIFOLD TO FLOAT DECK
9	1	8A09000-049	ASSEMBLY, HOSE, FLOAT DECK TO FUSELAGE
10	1	8A09000-050	ASSEMBLY, HOSE, FLOAT DECK TO FUSELAGE
11	1	8A09000-073	ASSEMBLY, HOSE, LEFT MANIFOLD TO RIGHT MANIFOLD
12	2	8A09000-103	ASSEMBLY, HOSE, HYDRAULIC PUMP MANIFOLD TO TEE FITTING
13	1	8A09000-104	ASSEMBLY, HOSE, HAND PUMP TO UNION
14	1	8A09000-105	ASSEMBLY, HOSE, HAND PUMP TO UNION
15	1	8A12000-001	ASSEMBLY, HOSE, GEAR CONTROL TO UNION
16	1	8A12000-003	ASSEMBLY, HOSE, UNION TO FUSELAGE FITTING
17	1	8A12000-006	ASSEMBLY, HOSE, GEAR CONTROL TO TEE FITTING
18	1	8A12000-007	ASSEMBLY, HOSE, UNION TO FUSELAGE FITTING
19	1	8A12000-008	ASSEMBLY, HOSE, GEAR CONTROL TO TEE FITTING
20	1	8A12000-009	ASSEMBLY, HOSE, UNION TO TEE FITTING
21	1	8A12000-010	ASSEMBLY, HOSE, UNION TO TEE FITTING
22	1	8A12000-011	ASSEMBLY, HOSE, GEAR CONTROL TO UNION
23	1	914-8D-27	EMERGENCY HAND PUMP
	1	1002838	HANDLE, HAND PUMP
	1	8A09003-053	BRACKET, MOUNT, LEFT
	1	8A09003-054	BRACKET, MOUNT, RIGHT
	1	8A09005-210	COVER, HAND PUMP
	1	AN919-7D	REDUCER FITTING (PRESSURE)
	1	AN919-11D	REDUCER FITTING (RETURN)
	1	MS28775-013	O-RING
	1	MS28775-016	O-RING
24	4	AN815-5D	UNION, FLARED TUBE

ITEM	QTY	PART NO.	PART DESCRIPTION
25	2	AN824-5D	FITTING, TEE
26	8	MS20822-4D	FITTING, 90 DEGREE ELBOW, FLARED TUBE AND PIPE THREAD

HYDRAULIC SCHEMATIC PRE SERVICE LETTER 216



ITEM	QTY	PART NO.	PART DESCRIPTION
1	8	MS20822-4D	FITTING-ELBOW
2	2	8A09000-042	ASSEMBLY-HOSE
3	2	8A09000-041	ASSEMBLY-HOSE
4	1	6A09000-027	ASSEMBLY-MANIFOLD
	2	AN816-4D	FITTINGS
	1	AN816-5-4D	FITTING
	1	8A01003-078	BRACKET
5	1	6A09000-028	ASSEMBLY-MANIFOLD
	2	AN816-4D	FITTINGS
	1	AN816-5-4D	FITTING
	1	8A01003-078	BRACKET
6	2	8A09000-040	ASSEMBLY-HOSE (118")
7	2	8A09000-039	ASSEMBLY-HOSE (155")
8	1	8A09000-037	ASSEMBLY-HOSE (127")
9	1	8A09000-073	ASSEMBLY-HOSE (129")
10	2	8A09000-043	ASSEMBLY-HOSE
11	1	8A09000-049	ASSEMBLY-HOSE
12	1	8A09000-050	ASSEMBLY-HOSE
13	1	8A12000-007	ASSEMBLY-LINE
14	1	8A12000-003	ASSEMBLY-LINE
15	1	8A12000-001	ASSEMBLY-LINE
16	1	8A12000-011	ASSEMBLY-LINE
17	1	8A12000-008	ASSEMBLY-LINE
18	1	8A12000-006	ASSEMBLY-LINE
19	1	8A09000-105	ASSEMBLY-HOSE
20	1	8A09000-104	ASSEMBLY-HOSE
21	1	8A12000-009	ASSEMBLY-LINE
22	1	8A12000-010	ASSEMBLY-LINE
23	2	8A09000-103	ASSEMBLY-HOSE
24	2	AN815-5D	UNION-FITTING
25	2	AN824-5D	TEE-FITTING
26	2	AN815-5D	UNION-FITTING
27	1	914-8D-27	HAND PUMP
	1	AN919-11D	REDUCER-FITTING (RETURN)
	1	MS28775-016	"O" RING
	1	AN919-7D	REDUCER-FITTING (PRESSURE)
	1	MS28775-013	"O" RING
	1	8A09003-054	BRACKET MOUNT (RIGHT)
	1	8A09003-053	BRACKET MOUNT (LEFT)
	1	8A09005-210	COVER HAND PUMP
	1	1002838	HANDLE

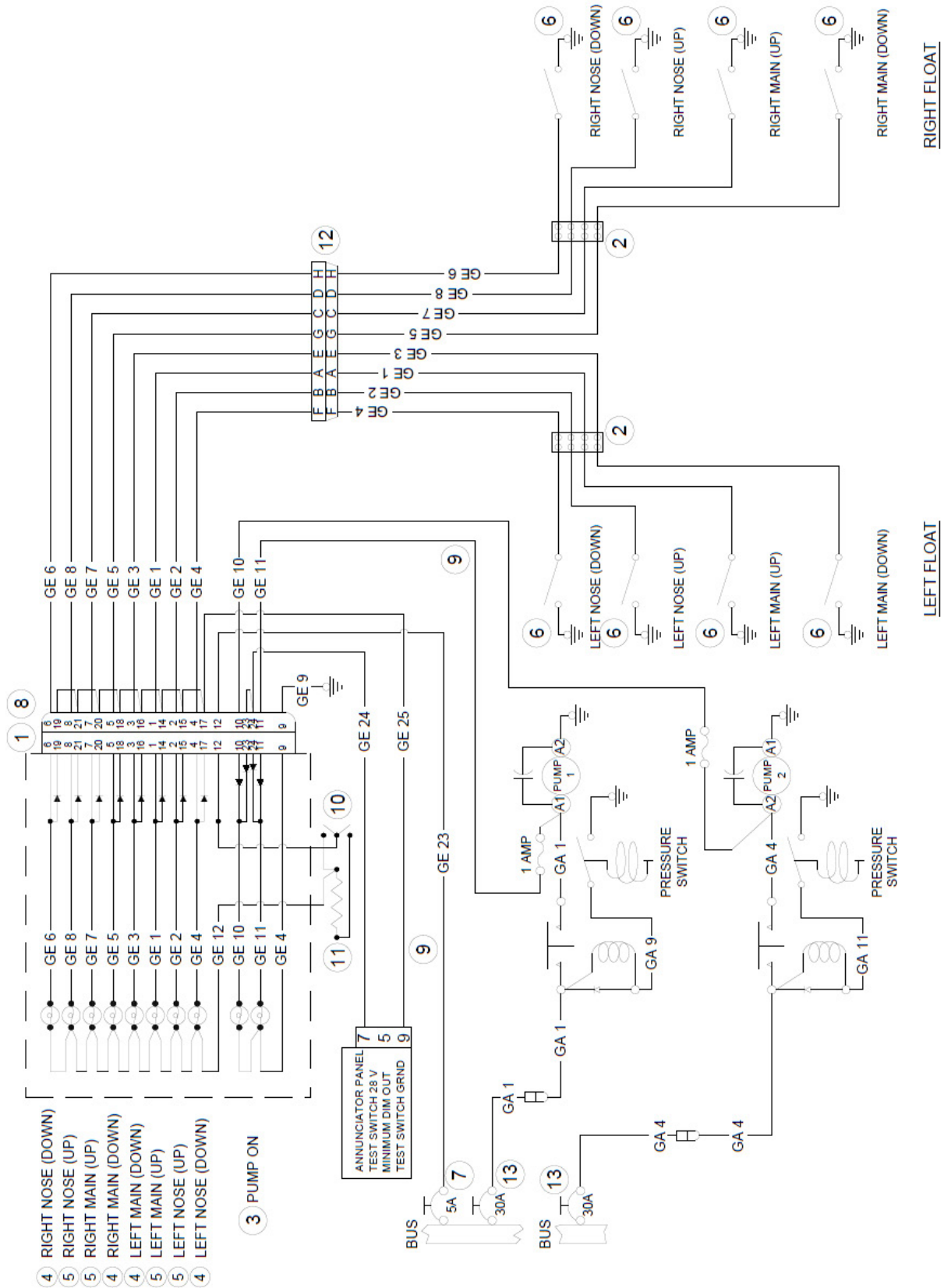
SECTION 11

ELECTRICAL

CONTENTS

ELECTRICAL SCHEMATIC AMPHIBIAN POST SERVICE LETTER 216	120
ELECTRICAL SCHEMATIC AMPHIBIAN PRE SERVICE LETTER 216	122
GEAR CONTROL ASSEMBLY.....	124

ELECTRICAL SCHEMATIC AMPHIBIAN POST SERVICE LETTER 216



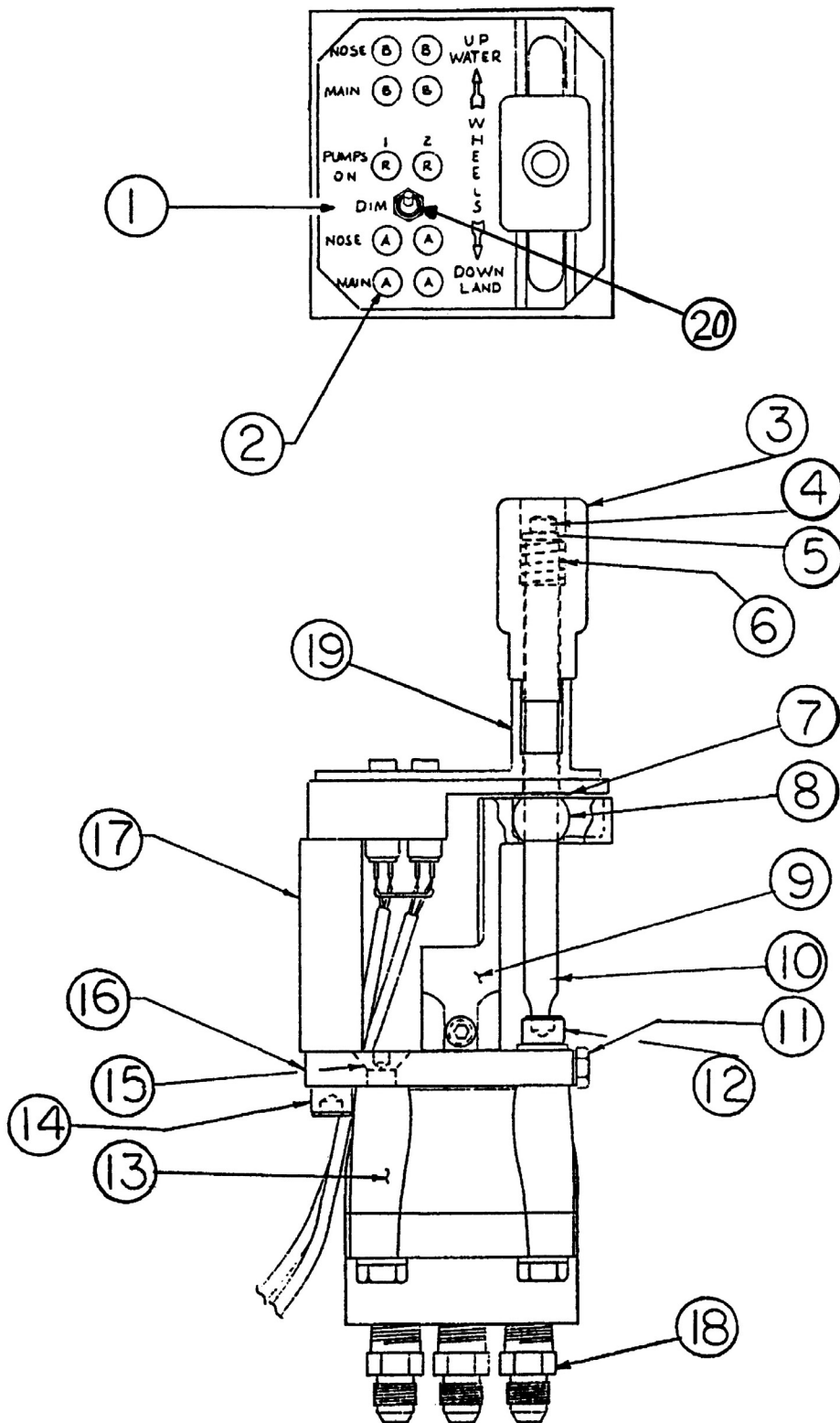
PARTS MANUAL
8000 FLOATS ON CESSNA 208

ITEM	QTY	PART NO.	PART DESCRIPTION
1	1	4A 11000-003	WIRE HARNESS
2	2	4-140	TERMINAL BLOCK, 4 POSITION
3	2	507-3918-1431-600F	LAMP, RED, 24V
4	4	507-3918-1433-600F	LAMP, AMBER, 24V
5	4	507-3918-1434-600F	LAMP, BLUE, 24V
6	8	5801	PROXIMITY SWITCH
7	1	7277-2-5	CIRCUIT BREAKER, 5 AMP
8	1	8A11000-021	WIRE HARNESS
9	1	BA 11000-022	WIRE HARNESS
10	1	A101SYCB	SWITCH, DIMMER
11	1	RH-5-180	RESISTOR
12	2	MS3476W12-10P	PLUG
	1	MS3417-12C	CLAMP
	8	M39029/4-110	PIN, MALE
	8	M39029/5-115	PIN, FEMALE
13	2	S1232-530	CIRCUIT BREAKER, 30 AMP

PARTS MANUAL
8000 FLOATS ON CESSNA 208

ITEM	QTY	PART NO.	PART DESCRIPTION
1	8	5801	PROXIMITY SWITCH
2	2	MS3476W12-10P	PLUG
	8	M39029/5-115	PIN – FEMALE
	8	M39029/4-110	PIN – MALE
	1	MS3417-12C	CLAMP
3	2	S1232-530	CIRCUIT BREAKER
4	1	A101SYCB	SWITCH DIMMER
5	4	507-3918-1434-600F	LAMP-BLUE (24V)
	4	507-3918-1433-600F	LAMP-AMBER (24V)
	2	507-3918-1431-600F	LAMP-RED (24V)
6	2	4-140	TERMINAL BLOCK
7	2	3A10000-002	ASSEMBLY DIODE
8	1	4A11000-003	PLUG GEAR WARNING
9	1	205208-1	PLUG
	1	DB-24659	PLUG BODY
	12	1N4004	DIODE
	21	1-66506-0	MALE PIN
10	1	RH-5-180	RESISTOR

GEAR CONTROL ASSEMBLY



PARTS MANUAL
8000 FLOATS ON CESSNA 208

ITEM	QTY	PART NO.	PART DESCRIPTION
1	1	5A3-694	PLACARD
2	2	507-3918-1431-600F	LIGHT-RED
	4	507-3918-1434-600F	LIGHT-BLUE
	4	507-3918-1433-600F	LIGHT-AMBER
	10	515-0012	SOCKET
	3	AN526-832R8	SCREW
3	1	6A11603-002	KNOB
4	1	MS16996-10	SCREW
5	1	6A11274-002	WASHER
6	1	6A09713-001	SPRING
7	2	NAS1149D0616J	WASHER
8	1	6A11704-001	ROLLER
9	1	6A11032-002	LINK
10	1	6A11506-001	SHAFT
11	1	NAS6203-7	BOLT
12	2	MS16997-80	CAP SCREW
13	1	6A09000-080	VALVE
	1	KD70119	SEAL KIT
14	2	MS16997-88	CAP SCREW
15	2	MS24667-40	SCREW FLAT HEAD SOCKET
16	1	6A11190-001	FITTING
17	2	6A11278-001	SPACER
18	4	AN816-5-4D	NIPPLE
19	1	8A11199-006	BLOCK-HOUSING
20	1	A101SYCB	DIMMER SWITCH
21	1	8A09000-102	COMPLETE ASSEMBLY CONTROL VALVE

THIS PAGE INTENTIONALLY LEFT BLANK

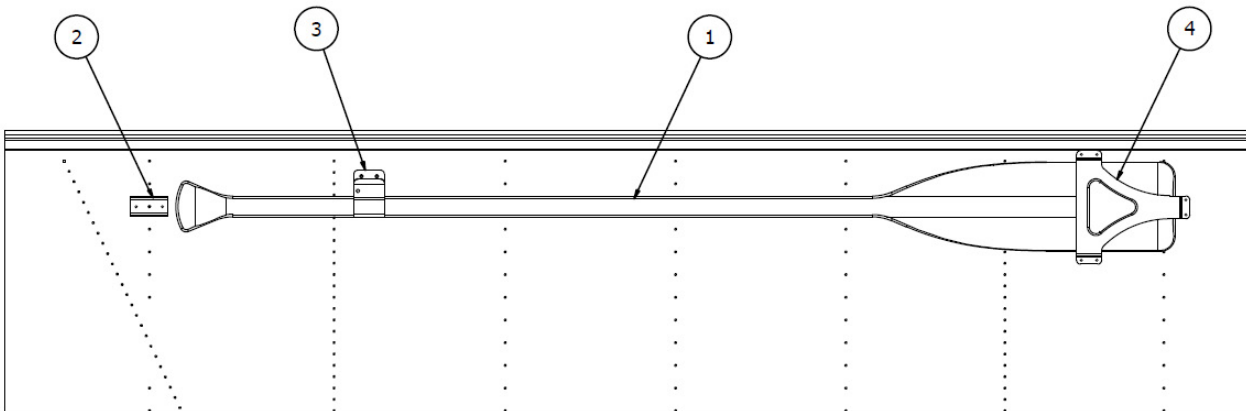
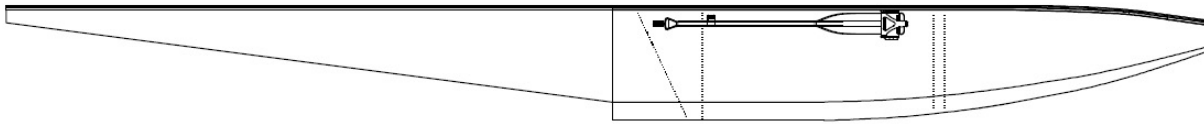
SECTION 12

CANOE PADDLE

CONTENTS

CANOE PADDLE128

CANOE PADDLE



ITEM	QTY	PART NO.	PART DESCRIPTION
1	1	1012328	CANOE PADDLE, 5.5 FT
2	1	1005676	BRACKET, CANOE PADDLE STOP
3	1	1005677	CLIP, MOUNTING, CANOE PADDLE
4	1	1005678	BRACKET, CANOE PADDLE