



WIPLINE FLOATS • SKIS • MODIFICATIONS • AIRCRAFT SALES
AVIONICS • INTERIOR • MAINTENANCE • PAINT REFINISHING

SERVICE LETTER 232

Executive Interior Internal Seat Components Replacement

Aircraft Makes/Model(s):	Float Model(s):	Compliance: Optional	By: MAS
DeHavilland DHC-6-200, DHC-6-300, & DHC-6-400	13000A, 13000S, & Landplane	Part Number: 1011888	Approved: SDW
		Date: 5/31/2022	Revision: B

LOG OF REVISIONS

Revision	Description	Date
A	Initial release	5/18/2021
B	Added items 14-31 and added Figures 5, 6, 7, 8, and 9. Updated bare aluminum note for kit.	5/31/2022

FAA approval has been obtained for technical data in this publication that affects STC or TSO design compliance.

EFFECTIVITY:

This service letter applies to Viking Air Limited (DeHavilland) DHC-6-200, DHC-6-300, and DHC-6-400 aircraft modified with Wipaire's Executive Interior STC SA02808CH.

COMPLIANCE:

Optional compliance

BACKGROUND:

Wipaire document 1005649 provides Instructions for Continued Airworthiness for the Executive Interior; Collins Aerospace manuals M3005 and M3113 provide for installation, operation, and maintenance of the seat assemblies. However, these instructions do not address internal seat components. Wipaire's intention is for recline and swivel mechanisms components to be replaced on condition. This service letter provides for identification of parts that may require replacement due to normal use and will be revised as issues are identified. Please contact Wipaire's Customer Service department for additional assistance.

COMPLIANCE METHOD:

Order and install replacement parts as needed.

APPROXIMATE SHOP HOURS:

Not applicable

WARRANTY INFORMATION:

This service letter does not include warranty for labor and parts.

TECHNICAL DATA:

Copies of this service letter are available at www.wipaire.com.

1700 Henry Ave - Fleming Field (KSGS), South St. Paul, MN 55075

Phone: 651.451.1205 | Fax: 651.457.7858

www.wipaire.com



1005941 (303791-4) and 1005942 (303791-3) Reclining Seat with Swivel:

Order Parts Individually As Needed

ITEM	QTY	PART NUMBER	DESCRIPTION
1	1	402010-1	Assembly, Recline Cable and Button
2	1	402010-3	Assembly, Recline Cable and Arm
3	1	ES064B480KM195	Assembly, Swivel Cable
4	1	ES064B105	Assembly, Tension Cable
5	4	332207-1	Pulley
6	1	SL2300-28	Gas Spring
7	1	432005-26 432005-25	(1005941) Arm, Nylon (1005942) Arm, Nylon
8	1	432005-9	Joint Clamp, Nylon
9	1	335145-1	Guide, Nylon
10	1	302410-25	Assembly, Brake Pad
11*	1	435036-15	Escutcheon
12*	1	435014-5	Knob
13	1	412005-9	Seat Pan Bottom (not pictured)
14*	1	MC-1385	Button Assembly (Recline Button and Trim Ring)
15*	1	434136-3	Should Harness Escutcheon (Fairlead) Includes: Spring, Recline Button Circlip (Small) - Recline Cable End
16	1	434137-1	Should Harness Escutcheon Hardware
17	1	MS18063-7	Swivel Lever Knob Hardware (not shown)
18	1	MS24693-29	Swivel Lever Assembly Hardware (not shown)
19	1	462010-18	Arm Rest Cover Right
20	1	462010-17	Arm Rest Cover Left
21	1	331176-5 331138-1 40076-10 AN316-6R 331281-28W	Seat Leg (Fwd and Aft Facing Seat): Stud Block Retainer Knurled Nut Jam Nut Stud
22	1	404031-1	Head Rest Guide (L/H Socket)
23	1	404031-2	Head Rest Guide (R/H Socket)
24	1	98550A475	Should Harness Guide Clip (Insert)
25	1	261006-1	OTB Seat Foot (Socket)
26	1	263001-3	OTB Seat Foot Lock
27	2	465003-1	Arm Rest Cover (R/H and L/H)
28	1	462010-17	Plastic Cover L/H
29	1	462010-17	Plastic Cover R/H
30	1	364312-1	Plastic Shoulder Harness Guide
31	1	462002-3	Plastic Cover Assembly (includes L/H, R/H and Read)

* Bare aluminum




Figure 1 - Recline and Swivel Mechanism




Figure 2 - Lever Brake



Figure 3 - Brake




Figure 4 - Escutcheon and Knob



14

Figure 5 - Recline Button and Trim Ring assembly



22
23

16
24

15



Figure 6 - Head Rest Guide, Shoulder Harness Escutcheon, Shoulder Harness Guide Clip




Figure 7 - Seat Foot, Seat Foot Lock



21

Figure 8 - Lower Seat Foot Assembly




Figure 9 - Covers and Shoulder Harness Guide

Aircraft Closing & Return to Service

1. Upon completion of inspection, enter information in Aircraft Logbook for completion of Wipaire Service Letter 232.