



WIPLINE FLOATS • SKIS • MODIFICATIONS • AIRCRAFT SALES  
AVIONICS • INTERIOR • MAINTENANCE • PAINT REFINISHING

## SERVICE LETTER 236

### Cessna 208 & 208B Executive Interior Internal Seat Components Replacement

<b>Aircraft Makes/Model(s):</b>	<b>Float Model(s):</b>	<b>Compliance:</b> Optional	<b>By:</b> MAS
Textron Aviation 208 & 208B	8000A, 8000S, 8750A, 8750S, & Landplane	<b>Part Number:</b> 1011942	<b>Approved:</b> DRH
		<b>Date:</b> 1/10/2023	<b>Revision:</b> B

### LOG OF REVISIONS

Revision	Description	Date
A	Initial release	8/3/2021
B	Expanded parts table. Changed finish note. Updated Figure 1-4. Added Figures 5-11.	1/10/2023

FAA approval has been obtained for technical data in this publication that affects STC or TSO design compliance.

#### EFFECTIVITY:

This service letter applies to Textron Aviation 208 & 208B aircraft modified with a Wipaire's Executive Interior STC SA01397NY.

#### COMPLIANCE:

Optional compliance

#### BACKGROUND:

Wipaire document 1008402 provides Instructions for Continued Airworthiness for the Executive Interior; Collins Aerospace manual M3003 provides for installation, operation, and maintenance of the seat assemblies. However, these instructions do not address internal seat components. Wipaire's intention is for recline and swivel mechanism components to be replaced on condition. This service letter provides for identification of parts that may require replacement due to normal use and will be revised as issues are identified. Please contact Wipaire's Customer Service department for additional assistance.

#### COMPLIANCE METHOD:

Order and install replacement parts as needed.

#### APPROXIMATE SHOP HOURS:

Not applicable

#### WARRANTY INFORMATION:

This service letter does not include warranty for labor and parts.

#### TECHNICAL DATA:

Copies of this service letter are available at [www.wipaire.com](http://www.wipaire.com).

1700 Henry Ave - Fleming Field (KSGS), South St. Paul, MN 55075

Phone: 651.451.1205 | Fax: 651.457.7858

[www.wipaire.com](http://www.wipaire.com)

## 1008262 (303660-19) and 1008263 (303660-20) Reclining Seat with Swivel:


### Order Parts Individually As Needed

ITEM	QTY	PART NUMBER	DESCRIPTION
1	1	ES149G3160NAB296	Assembly, Recline Cable and Button
.*	1	MC-1385	Button Assembly (Includes: Recline Button, Trim Ring, Spring, Circlip)
2	1	ES064B165PL135	Assembly, Recline Cable and Arm
3	1	302113-23	Assembly, Swivel Cable
4	1	ES064B060	Assembly, Tension Cable
5	4	332207-1	Pulley
6	1	SL2300-28 or UL32-010SP1 (Alternate)	Gas Spring
7	1	432005-25 432005-26	Arm, Nylon, RH Controls Arm, Nylon, LH Controls
8	1	432005-9	Joint Clamp, Nylon
9	1	335145-1	Guide, Nylon
10	1	302388-7	Assembly, Brake Pad
11*	1	455002-1 455002-2	Escutcheon, LH Escutcheon, RH
12*	1	435014-1	Knob
13	1	402066-33	Seat Web
14	1	364312-1	Guide, Shoulder Harness, Plastic
15	1	407003-9 TBP450893-DI-010 TBP450893-DI-XXX	3-Point Belt, Black (UTC Aerospace, Not Shown) 3-Point Belt, Black (Aircraft Belts Inc., Not Shown) 3-Point Belt, Various Colors (Aircraft Belts Inc., Not Shown)
16	1	434033-1 434033-2	Socket (Offset, for 1008262) Socket (Offset, for 1008263)
17	1	434033-3	Socket (Symmetric)
18	1	98550A475	Insert, Nylon
19*	1	434136-3	Shoulder Harness, Escutcheon (Fairlead)
20	1	331138-1	Retainer, Seat Lug
21	1	40076-10	Knurled Nut
22	1	AN316-6R	Jam Nut
23	1	331281-36	Stud
24	1	A52001-15	Latch, Actron
25	1	311357-23	Panel
26	1	311228-41	Cover
27	1	311229-1	Angle
28	1	361302-14	Cover
29	1	331095-13	Button
30	1	331095-33	Slide


**Order Parts Individually As Needed**

ITEM	QTY	PART NUMBER	DESCRIPTION
31	1	BSPQ-04-05	Rivet
32	1	462010-17	Shroud, Armrest, LH
33	1	462010-18	Shroud, Armrest, RH
34	1	462001-19	Cover, LH
35	1	462001-20	Cover, RH


\* Bare aluminum




**Figure 1 - Recline and Swivel Mechanism**




**Figure 2 - Lever Brake**




**Figure 3 - Brake**




**Figure 4 - Escutcheon, Knob, Recline Button**




**Figure 5 - Seat Web and Belt Guide**



**Figure 6 - Headrest Sockets and Belt Fairlead**



**Figure 7 - Foot Parts**



24

25


**Figure 8 - Latch and Panel**




26

27

**Figure 9 - Cover and Angle**



**Figure 10 - Cover, Button, Slide, Rivet**



**Figure 11 - Armrest Shroud and Cover**

## Aircraft Closing & Return to Service

1. Upon completion of inspection, enter information in Aircraft Logbook for completion of Wipaire Service Letter 236.